



Capital Improvement Program 2026 – 2031

DRAFT

Introduction

The Capital Improvement Program

The Capital Improvement Program (CIP) is a multi-year plan used to coordinate the financing and timing of major public improvements for both the town government and the Board of Education. It contains a comprehensive list of capital projects for the town within the next six years and reflects the recommendations of citizens, boards, commissions and town staff from throughout the organization. For each project, the CIP presents a summary description, estimate of cost, method of financing and a schedule of implementation. The capital improvement program shown here is neither a wish list nor the bare minimum of what could be accomplished each year. Rather, the FY26 – FY31 program aims to make steady progress in preserving the capital assets of the town.

Capital Assets and Capital Projects

A capital asset is a new or rehabilitated physical asset that has a useful life of more than five years and is of significant value. Capital projects are undertaken to acquire or extend the useful life of capital assets. As one-time projects, they are differentiated from ordinary repairs or maintenance of a recurring nature. Examples of capital projects include land acquisitions, the construction of or major improvements to public buildings and roads, and the acquisition of large equipment such as fire trucks. Equipment purchases, however, are not typically considered capital projects unless they are for new facilities or major investments that cost more than \$100,000. The Board of Education, with few exceptions, uses a threshold of one tenth of 1% of the tax levy in order for a project to qualify as a capital project. In recent years, both the Board of Education and the town government have placed smaller value projects and equipment in the CIP due to operating budgets for these items having been reduced.

Asset Management in the CIP

As the town's infrastructure ages and the cost of replacing those assets continues to increase while financial resources become more constrained, the town must analyze how to best meet the major maintenance and replacement needs. Town staff is tracking many assets (for example, parks, culverts, roads and sidewalks) lifespans, replacement costs and current conditions. In some cases, this assessment involves identifying the condition of numerous contributing components, such as playground equipment, HVAC systems, sports courts, roofs, facades, or irrigation systems. After completing this inventory, town staff assesses whether the work proposed in the CIP adequately addresses the annual repair and replacement needs for each asset.

Capital Improvement Program

For example, the town uses a pavement management software system and annual pavement inspections to prioritize roadways for improvements. Currently, approximately 28.6% of the Town's roadways are considered in fair or poor condition (Pavement Condition Index of <70) with only 6.0% of roadways considered as poor condition (Pavement Condition Index of <55). The six-year CIP includes approximately \$10.3 million for street resurfacing, pavement reclamation, milling, curb replacement, drainage improvements and other pavement repair work. In addition, the six-year CIP includes major reconstruction or rehabilitation projects including roadway realignment, roadway widening, installation of sidewalks and street lighting, and major drainage improvements at an estimated cost of \$32.5 million.

The Need for a CIP

The CIP provides a means for both coordinating and prioritizing the capital project requests of various departments and agencies. The process of building the CIP requires careful consideration of proposed projects in a more comprehensive context than if projects were to be submitted and evaluated on an ad-hoc basis. In addition to mitigating wasteful overlap, duplication and delay, the prioritization process ensures that the most important and urgent projects are completed first. The information that the CIP provides regarding the short- and long-term financial impacts of undertaking capital projects enables policy makers to balance town priorities with its financial capacity to pay for desired projects.

Financing Capital Projects

The town has several options for financing capital projects. The single largest source of financing for capital projects is borrowing through the issuance of general obligation bonds. Larger projects involving assets with long useful lives are typically financed in this manner. This eliminates the need to temporarily raise taxes every time a large capital asset is acquired or modified. The debt also allows current and future beneficiaries to share the cost of long-term capital improvements such as new fire stations, schools or roads. Those who enjoy the year-by-year benefit of the improvement make the tax payments that match the stream of benefits received. All borrowing is done in accordance with the Windsor Town Charter.

Some projects (usually smaller ones or ones that are designs or studies) or portions of large projects may be financed on a pay-as-you-go basis through the General Fund operating budget or through fund balances. Other financing sources for Windsor's capital projects include state and federal grants, appropriations from other town funds and private sources.

Capital Improvement Program

Financial Benefits of Capital Planning

When a town seeks to borrow funds, investors and bond rating agencies place a substantial emphasis on capital planning. An organization that goes through a capital planning process is less likely to undertake a series of projects that is beyond its financial capacity. By anticipating capital projects and mapping out a means for financing them, the town is providing assurance to investors that it will be able to pay back its debt. This assurance is reflected in Windsor's current bond ratings of AAA by Standard and Poor's. This favorable rating places Windsor in the top 10% of municipalities in the nation. The resulting lower interest rates on Windsor bonds translate into tangible dollar savings in debt service payments.

Development of the CIP

The CIP process begins in earnest in late fall when a CIP Task Team of town staff convenes and a request for suggested projects is transmitted to boards and commissions and town departments. The CIP Task Team then prioritizes projects based on pre-determined criteria including health and safety factors, legal obligations, fiscal impact, environmental impact, community and economic effects and aesthetic and social effects. Projects are also examined in terms of their relationship to other projects, *The Town of Windsor's Plan of Conservation and Development* and their compatibility with town goals and objectives. The prioritization of projects first occurs at the task team level, then again during the Town Council review and public comment. Listed below is an outline of the steps that are suggested for preparing the Capital Improvements Program.

<u>September</u>	Letter distributed to town staff and Boards & Commissions inviting suggestions for capital projects.
<u>October-November</u>	Detailed project descriptions submitted. Staff CIP Task team prioritizes projects based on project criteria.
<u>December</u>	Town Manager compiles projects and conducts financial analysis.
<u>January-February</u>	Town Manager submits draft 6-year CIP to Public Building Commission and Capital Improvements Committee for review. The Capital Improvements Committee advises the Town Manager on CIP years 2 through 6.
<u>February-March</u>	Town Manager submits final draft of CIP to Town Planning and Zoning Commission for review pursuant to Section 8-24 of the <i>Connecticut General Statutes</i> . Town Manager delivers CIP to Town Council for review and adoption. Year one of the CIP is incorporated into the annual operating budget.

Capital Improvement Program

The Dynamic Nature of the CIP

The CIP encompasses a six-year period, scheduling the most important, urgent projects in the earliest years. Once the CIP is finalized, Year One of the plan is used as a basis for both the capital projects portion of the annual operating budget and for any planned bond sales during the fiscal year. Once funding has been authorized, either through adoption of the annual budget or through a bond ordinance, the projects can begin and are removed from the subsequent CIP.

By and large, each of the remaining projects (which are still unfunded) will move up by one year in the plan. However, because circumstances can change, financial constraints or opportunities can emerge, and priorities can shift, the schedule for unfunded projects needs to be revised each year. Projects may be moved up, moved back, or even eliminated from the plan. This is especially true for projects in the final years of the plan. This constant review ensures that the CIP maintains its flexibility and can be adjusted to align with a changing environment while still providing community leaders and town officials with a clear view of what lies ahead.

Statistics and Financial Information

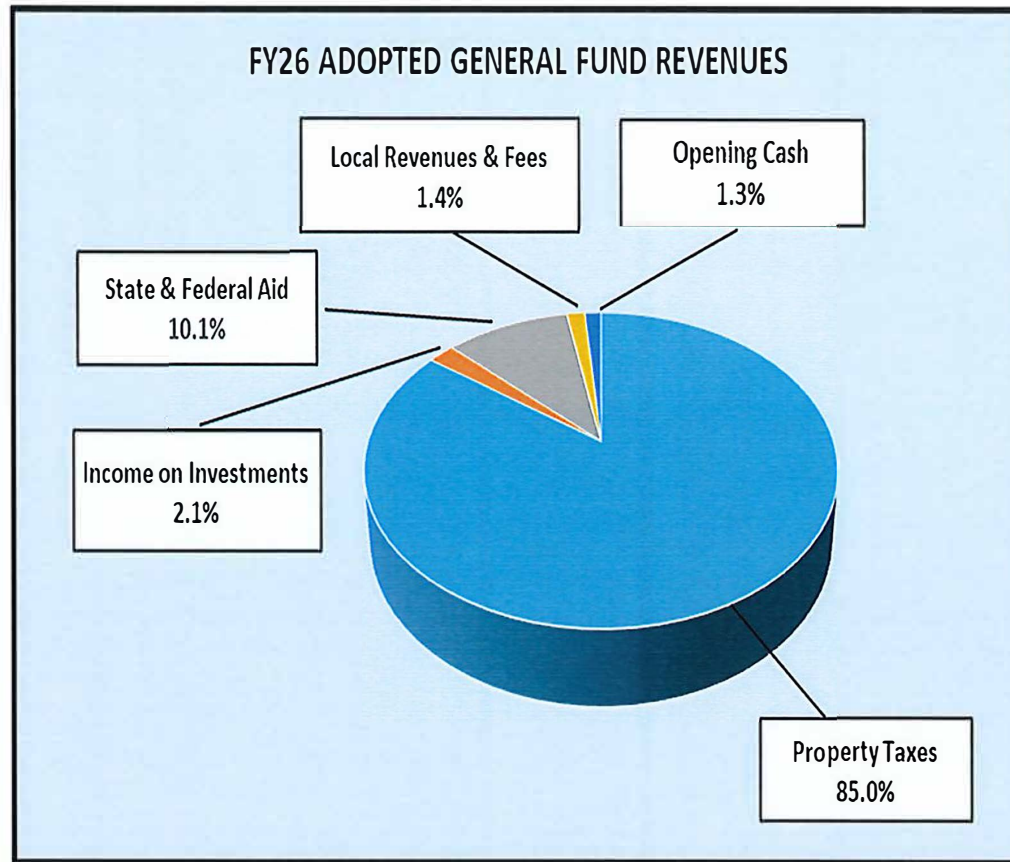
In addition to prioritizing proposed capital projects by assessing their respective importance and urgency, the process of preparing the CIP also demands that these projects be evaluated within the town's overall demographic and financial context. Demographic factors provide insight into future demands on the town's infrastructure while financial indicators illustrate the town's capacity to finance desired projects.

While some trends will provide an indication as to what kinds of projects should be undertaken, others may reveal a need for more detailed information. Therefore, the CIP may, at times, include projects that involve information gathering and assessment on such things as the condition of town buildings, roads and traffic patterns. These analyses are necessary to achieve a responsible balance between wants, needs and limited resources. The remainder of this section is devoted to analyzing trends in Windsor's population, financial standing and debt service.

Capital Improvement Program

Revenues

Historically, tax revenues have provided approximately 83% of the General Fund operating budget revenues each fiscal year with the remaining 17% derived from local revenues and fees, state and federal aid, and interest on investments. For the FY 2026 budget, 85% or \$129 million of the town's total budget will be supported by property taxes.



Capital Improvement Program

Grand List

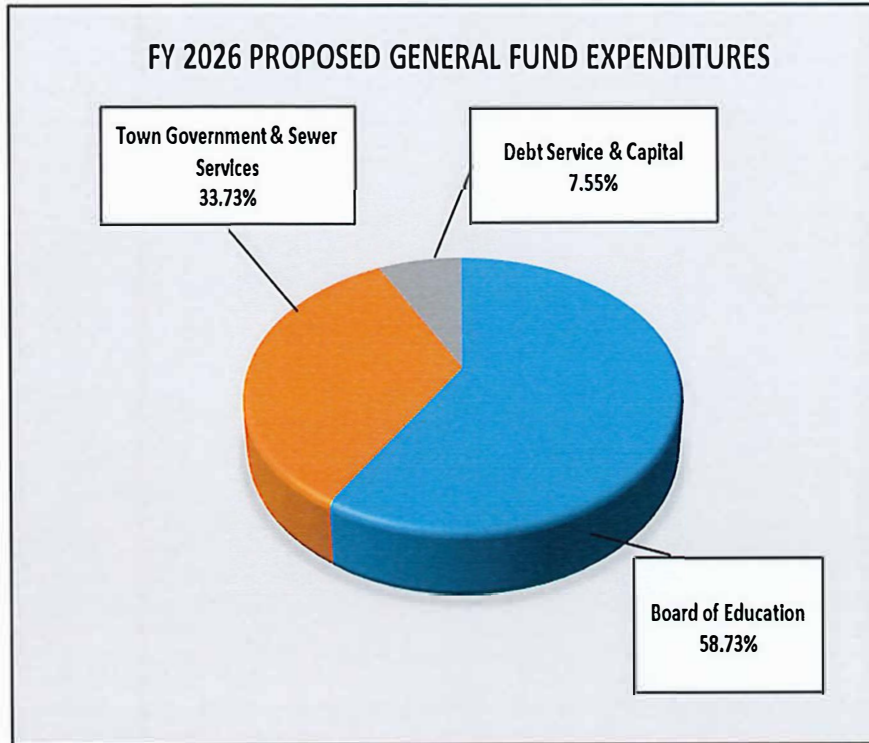
The Grand List of all taxable property in Windsor is an important indicator of Windsor's financial health. The table below illustrates the past 15 years of Grand List performance:

Grand List Changes FY 2012 - FY 2026					
Fiscal Year	Grand List	Net Taxable Grand List ¹	Dollar Change	Percent Change	
2026	10/1/2025	\$4,586,036,935	\$625,164,342	15.78%	³
2025	10/1/2024	\$3,960,872,593	\$403,266,470	11.34%	^{2,3}
2024	10/1/2022	\$3,557,606,126	\$241,374,732	7.28%	
2023	10/1/2021	\$3,316,231,394	\$103,978,382	3.24%	
2022	10/1/2020	\$3,212,253,012	\$57,567,991	1.82%	
2021	10/1/2019	\$3,154,685,021	\$45,385,711	1.46%	
2020	10/1/2018	\$3,109,299,310	\$149,494,782	5.05%	²
2019	10/1/2017	\$2,959,804,528	\$73,058,492	2.53%	
2018	10/1/2016	\$2,886,746,036	(\$37,757,373)	-1.29%	
2017	10/1/2015	\$2,924,503,409	\$73,756,822	2.59%	
2016	10/1/2014	\$2,850,746,587	\$12,642,871	0.45%	
2015	10/1/2013	\$2,838,103,716	(\$176,175,620)	-5.84%	²
2014	10/1/2012	\$3,014,279,336	\$106,387,438	3.66%	
2013	10/1/2011	\$2,907,891,898	\$66,843,454	2.35%	
2012	10/1/2010	\$2,841,048,444	\$106,406,536	3.89%	
<p>Source: Town Assessor</p> <p>1. Net Taxable Grand List is based on a 70% assessment ratio. Figures reflect Grand List as signed off on by the Town Assessor, prior to any changes by the Board of Assessment Appeals.</p> <p>2. Revaluation Year</p> <p>3. 10/1/24 revaluation phased in over two years.</p>					

Capital Improvement Program

Expenditures

Proposed budgeted expenditures for FY 2026 are \$152,012,160, which is reflected in the chart below. Expenditures over a ten-year period have increased at an average annual rate of 3.65%



General Fund Budgeted Expenditures		
Fiscal Year	Expenditures	Change from Previous Year
2026	\$152,012,160	6.07%
2025	\$143,315,840	2.95%
2024	\$139,205,750	7.17%
2023	\$129,894,300	3.26%
2022	\$125,787,620	2.98%
2021	\$122,148,810	2.89%
2020	\$118,719,040	3.04%
2019	\$115,219,930	3.93%
2018	\$110,862,990	0.00%
2017	\$110,862,990	4.21%

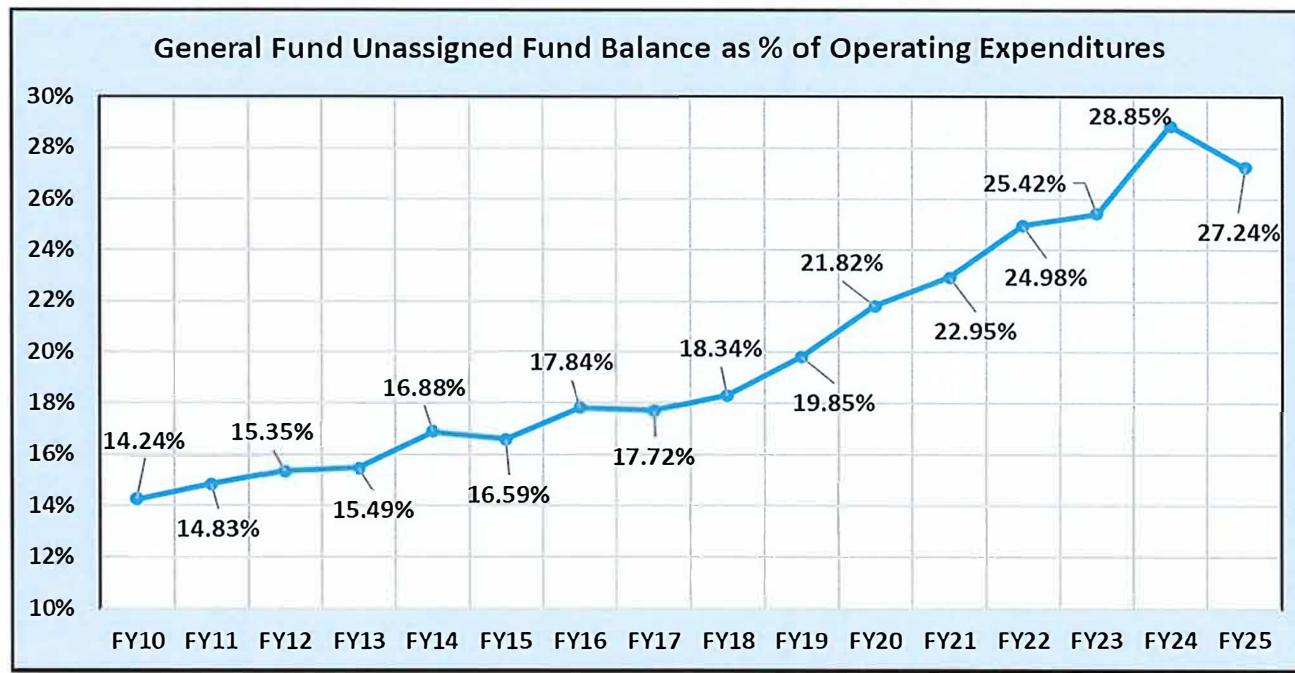
Source: Adopted Budgets

Capital Improvement Program

Fund Balance

The fund balance represents the cumulative difference between revenues and expenditures over time. The town's fund balance changes each year, increasing when the town achieves a budget surplus, or decreasing when the town experiences a budget deficit (though a deficit has not occurred in Windsor in over two decades). The fund balance also changes when Town Council authorizes additional appropriations outside of the budget process. Not all of a town's fund balance may be available for appropriation. Usually, a significant percentage of the fund balance is encumbered or reserved for future obligations. The remainder, referred to as the unassigned fund balance, is available for appropriation.

The fund balance is significant for a number of reasons. It is a measure of the town's ability to withstand financial emergencies or to undertake unforeseen, but necessary, projects. Ratings agencies place special emphasis on fund balance when assigning bond ratings to municipalities and view an adequate fund balance as an indication of sound financial management and flexibility. Rating agencies such as Standard & Poor's look favorably on municipalities having general fund unassigned fund balances of 15% or higher of operating revenues. Windsor's fund balance has achieved this recommended goal for many years. Windsor's adopted Fund Balance Policy is to maintain an unassigned fund balance between 15% and 20% of budgeted operating expenditures. At the end of FY 2024, Windsor's audited general fund unassigned fund balance was \$39.0M, or 27.2% of FY 2025 budgeted operating expenditures.

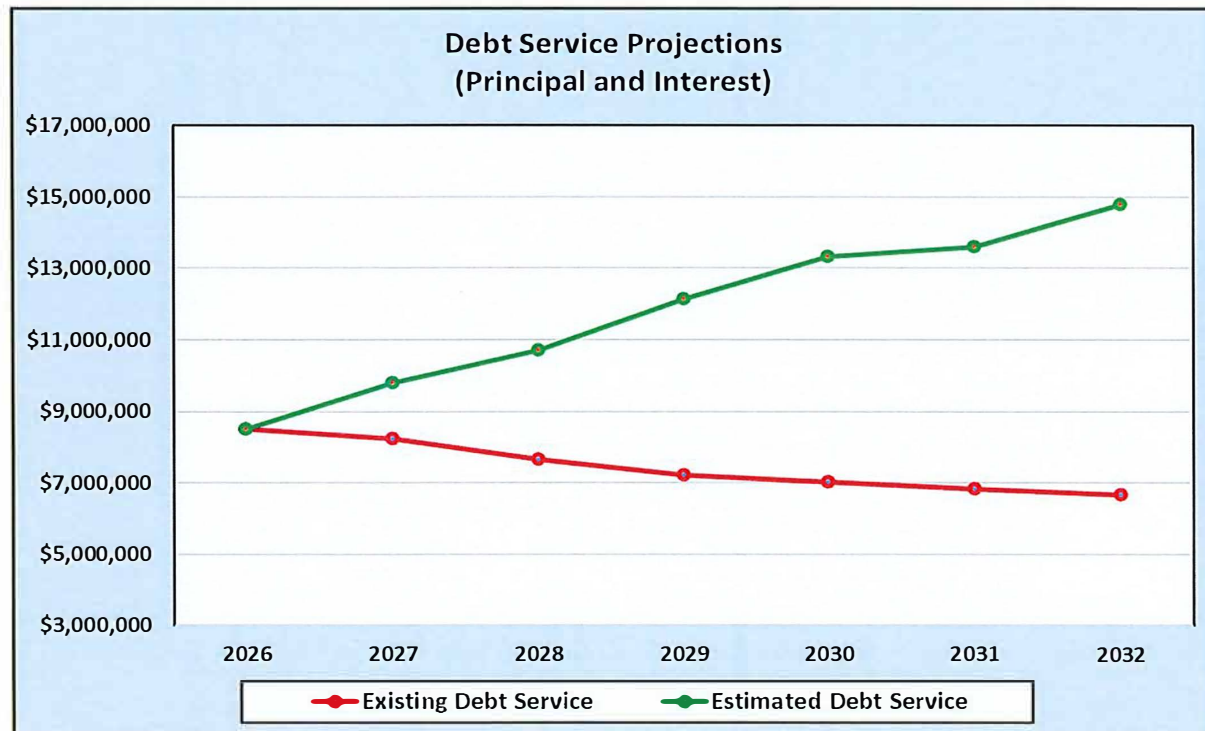


Capital Improvement Program

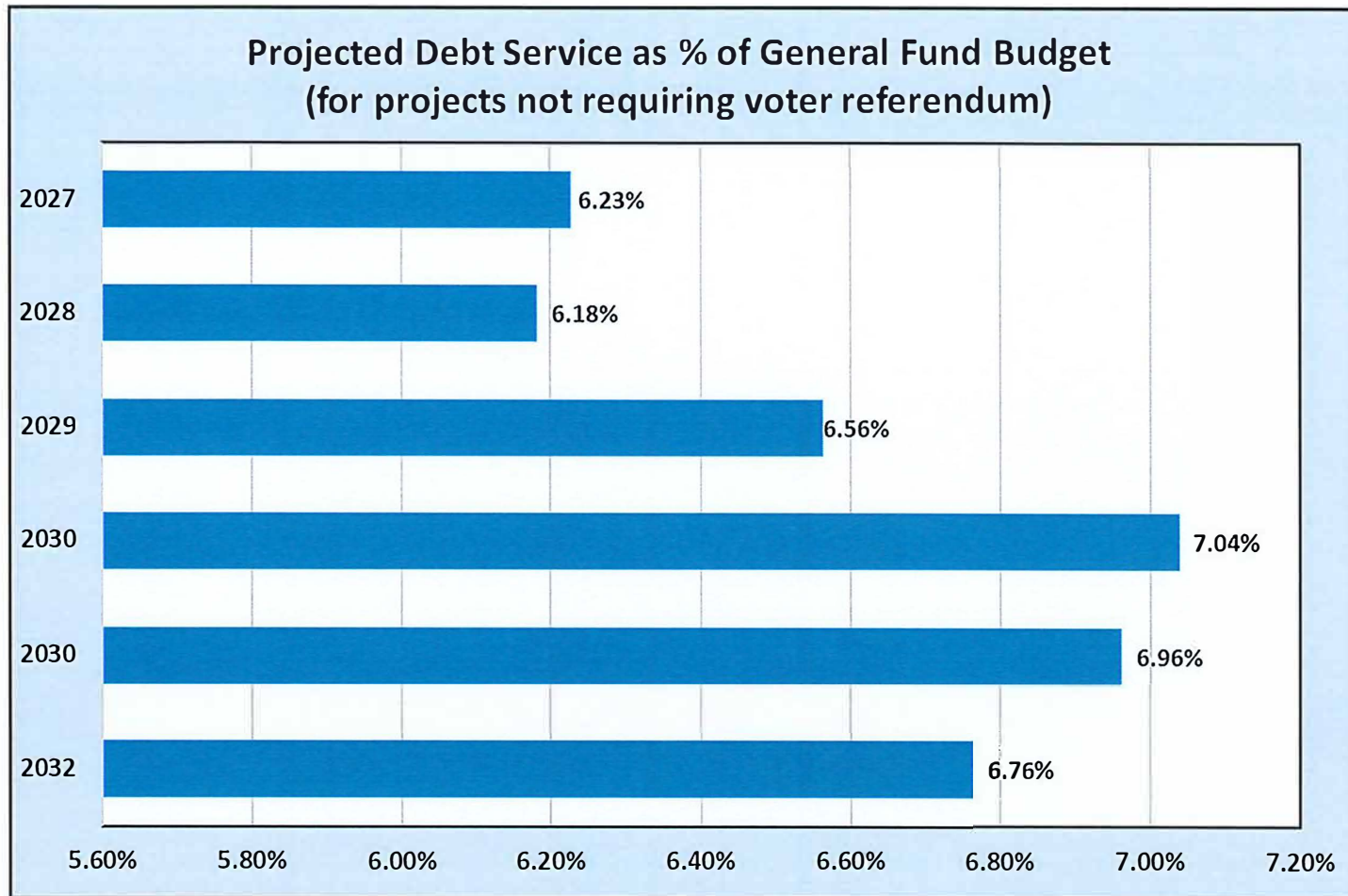
Debt Management

Historically, Windsor has adhered to certain practices in order to maintain a debt burden that is in line with available resources. Our adopted debt management policy calls for the annual debt service payment not to exceed 8% of annual expenditures. This is consistent with recommendations from bond rating agencies that debt service be held to within 5% and 15% of the total operating budget. Also, Windsor limits its debt such that the total amount of bonds issued would not exceed 50% of the town's legal debt limit. Windsor's total debt has consistently been well below 50% of the legal debt limit.

The chart shown below illustrates the projected effects on debt service in implementing the capital improvement program as adopted in this document. This chart shows both the existing debt service payments that have already been issued by the town and the payments on existing debt plus debt that would be incurred through the implementation of this capital improvement program (green line shown in the chart as estimated debt service). Annual payments on existing debt are projected to decline on an annual basis from FY 2026 payments of \$8.5 million. The estimated debt service projections shown on the following page reflect borrowing for projects that would not require referendum approval.

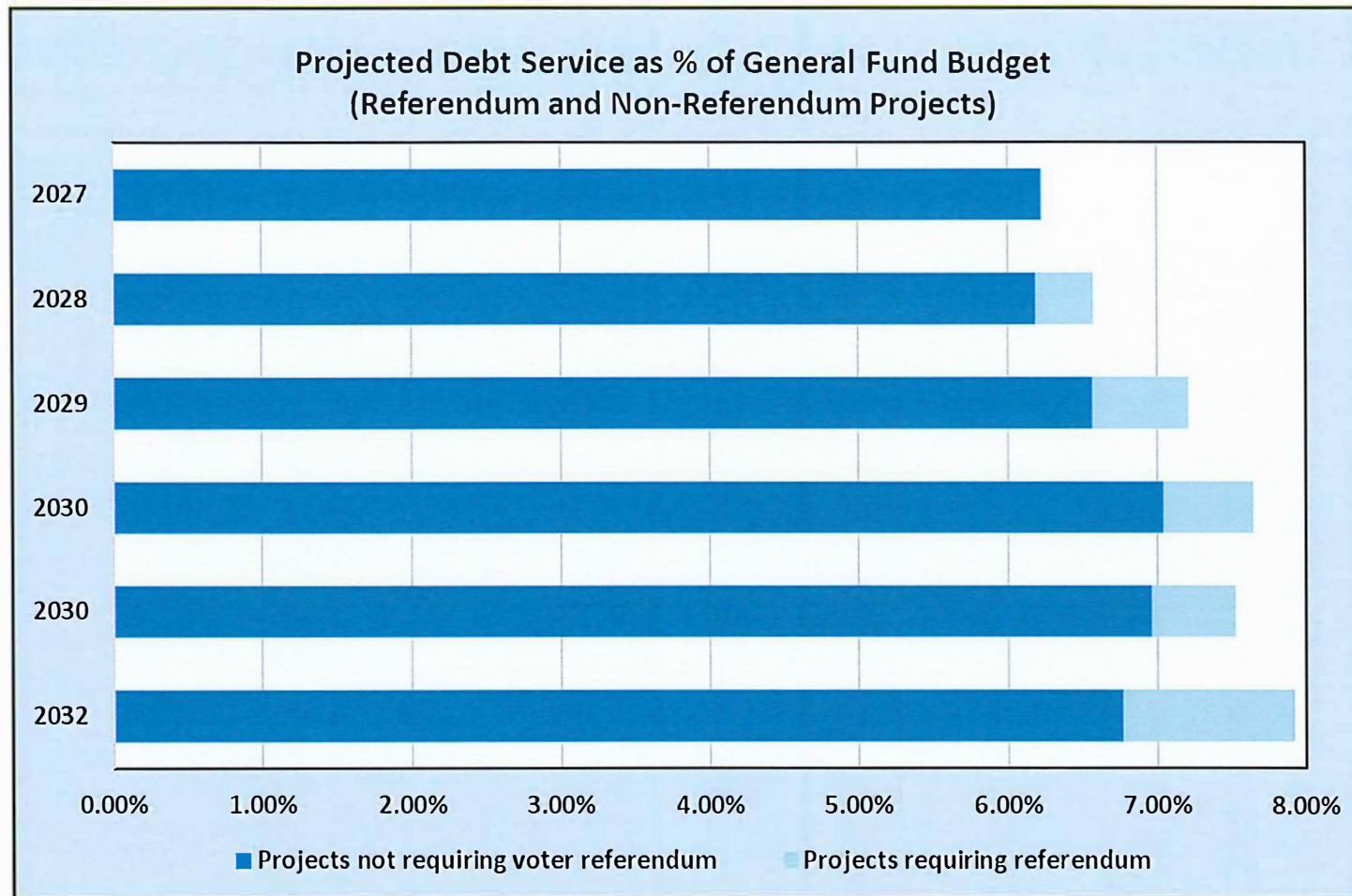


Capital Improvement Program



Capital Improvement Program

The projected debt service ratios are based on multi-year debt forecasting and modeling. The financing assumptions used to calculate the debt service ratios include a combination of both long-term general obligation bonds and short-term notes. As a result of this, the debt service ratios are projected to not exceed the 8% policy goal in any year of the CIP.



Capital Improvement Program

Scheduled Projects

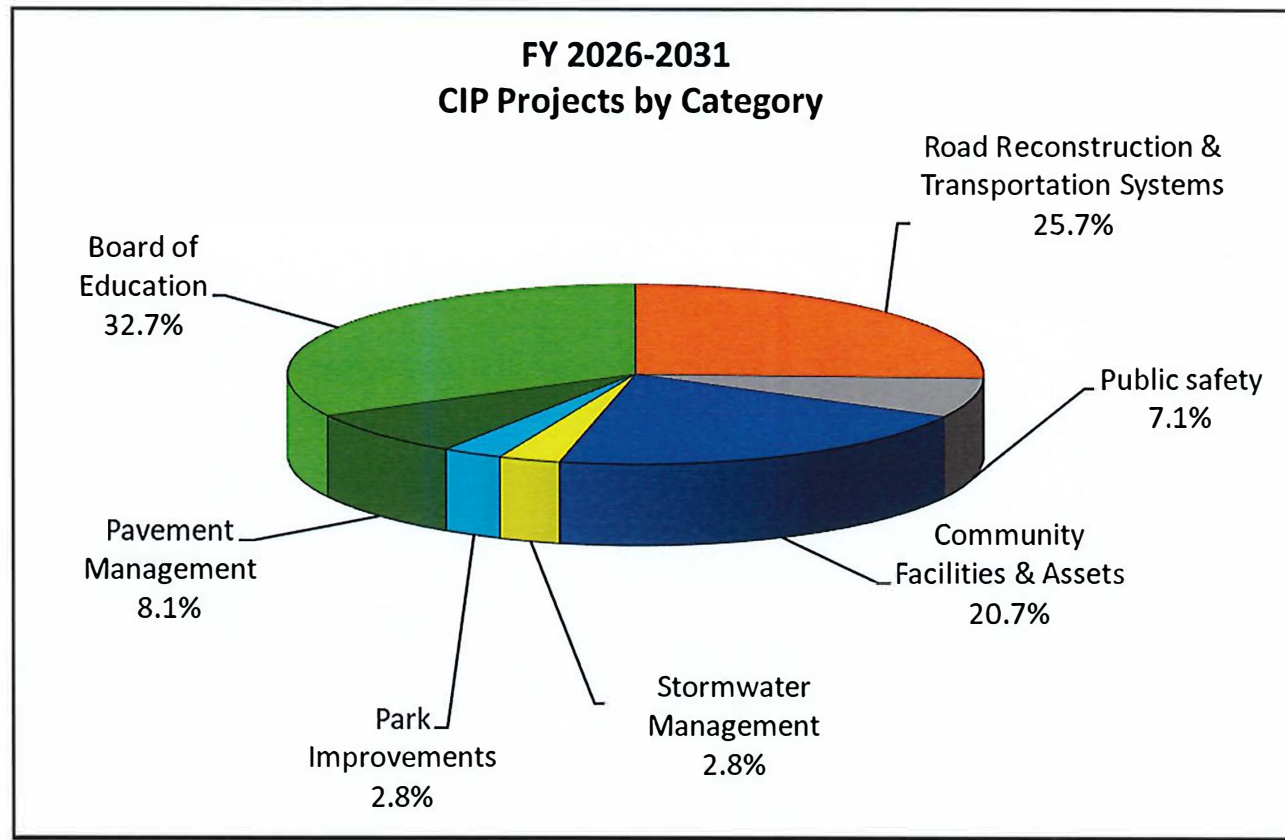
The FY 26 - FY 31 CIP includes an assortment of projects funded through a variety of proposed sources. The estimated cost of all six years of this CIP is \$126.5 million.

CIP Projects by Category

Project Category	FY 2026	FY 2027	FY 2028	FY 2029	FY 2030	FY 2031	Total
Road Reconstruction & Transportation Systems	\$7,175,200	\$5,124,000	\$3,869,000	\$6,516,000	\$5,905,500	\$3,867,000	\$32,456,700
Public safety	\$2,490,000	\$875,000	\$360,000	\$1,800,000	\$2,884,500	\$600,000	\$9,009,500
Community Facilities & Assets	\$5,064,000	\$1,726,000	\$13,750,000	\$3,513,000	\$1,125,000	\$1,071,000	\$26,249,000
Stormwater Management	\$400,000	\$1,841,900	\$400,000	\$0	\$450,000	\$500,000	\$3,591,900
Park Improvements	\$824,000	\$1,759,000	\$0	\$100,000	\$860,500	\$0	\$3,543,500
Pavement Management	\$1,175,000	\$1,585,000	\$1,405,000	\$2,161,000	\$1,515,000	\$2,455,000	\$10,296,000
Board of Education	\$9,515,000	\$12,396,000	\$4,773,000	\$4,280,000	\$415,000	\$10,000,000	\$41,379,000
TOTAL CIP 2026-2031 PROGRAM	\$26,643,200	\$25,306,900	\$24,557,000	\$18,370,000	\$13,155,500	\$18,493,000	\$126,525,600

Capital Improvement Program

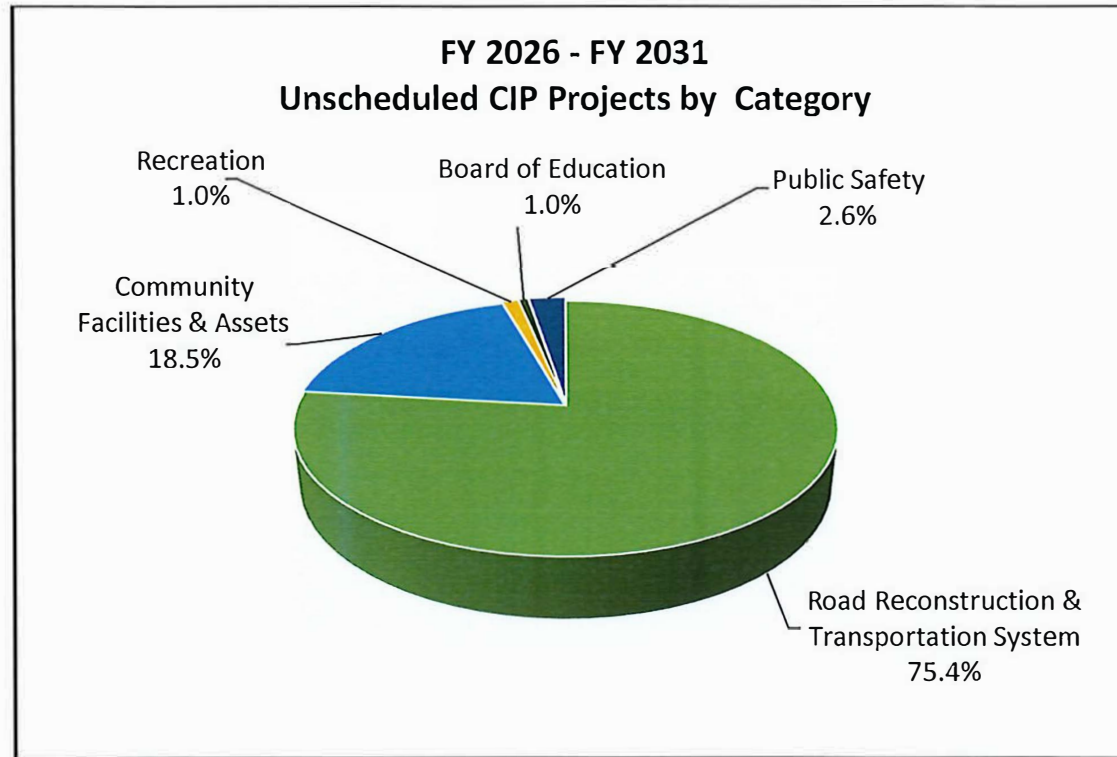
The CIP projects can be broken down into seven categories. Below is a chart depicting how those CIP categories are comparatively represented in this CIP.



Capital Improvement Program

Unscheduled Projects

Thirty-two projects remain on the unscheduled projects list. These projects have a combined estimated cost of \$108.3 million and are illustrated in the chart below:



Please note that the total amount does not include \$65.3M for the I-91 ramp improvements, which is projected to be financed through state and federal funds.

Capital Improvement Program

Project Name		Estimated Project Cost	General Fund	New Bonding Authorization	State & Federal Aid	Enterprise Funds	Other Sources	Changes from FY25 Adopted CIP
FY 2026								
1	pa	Pavement Management Program	1,025,000	845,000	180,000			
2	pa	Sidewalk and Curb Replacement Program	150,000	150,000				
3	sw	Stormwater Management Improvements	400,000		400,000			
4	c	Fleet and Public Works Equipment Replacement	850,000	850,000				
5	c	Tree Replacement Program	40,000				40,000	1
6	c	Historic Monument and Ancient Cemetery Preservation	130,000	130,000				
7	c	Town Facility Improvements - Core Server Replacements	150,000	150,000				
8	c	Town Hall Roof Replacement (Construction)	744,000		744,000			Update from Greg Rose 2/21/25; Increased from \$567,000 to \$744,000
9	c	Town Facility Improvements - L.P. Wilson HVAC Improvements - South Phase 3 (Construction)	2,555,000		2,555,000			
10	c	Town Facility Improvements - Windsor Library Roof Top Unit Replacements (Design)	30,000	30,000				
11	c	Town Facility Improvements - Wilson Library Roof Top Unit Replacements (Design)	30,000	30,000				Construction in FY 28
12	c	Town Facility Improvements - Wilson Library Roof Replacement (Design)	25,000				25,000	1 NEW based on assessment
13	c	Town Facility Improvements - Milo Peck HVAC, Electrical, and Energy Improvements (Preliminary Design)	125,000				125,000	2 Moved from FY25
9	c	Train Station Boiler Replacement	175,000				175,000	2
14	c	Veterans Memorial Cemetery Expansion & Enhancements	210,000				210,000	2
15	r	Construct Sidewalks - Arterial Roads (Poquonock Avenue (Marshall St. to Tiffany Dr., Design)	75,000				75,000	1
16	r	Day Hill Road Pavement Management (Marshall Phelps Road to Baker Hollow Road, Design)	135,000				135,000	1 Reduce from \$2,116,400 to \$135,000 for Design. Move Construction to FY27
17	r	Marshall Phelps Road Rehabilitation (Bloomfield Ave to Day Hill)	1,353,600		1,353,600			Moved from FY25
18	r	Prospect Hill Road Rehabilitation (Day Hill Road to Lang Road)	1,671,600		1,671,600			Moved from FY25
19	r	Day Hill Road Pedestrian Circulation Enhancements (Marshall Phelps to Helmsford Way, Construction)	265,000				265,000	1 Moved from FY25
20	r	Pedestrian Bridge Improvements & Replacement Program	445,000	250,000			195,000	2 NEW Project based on condition assessment
21	r	Broad Street Traffic Calming Project	3,230,000		2,980,000		250,000	2 Increased from FY 25 and revised without roundabouts
22	rec	Athletic Field Master Plan - Sharshon Park Improvements (Construction)	694,000		694,000			Increased from \$637,000 to \$694,000
23	rec	Outdoor Pool Facilities Improvements - Veterans Pool (Concept Design)	130,000				130,000	2 Split into concept assessment (130k FY 26) & design (250k in FY27)
24	ps	Public Safety Equipment Fund - Poquonock Fire Station - Ladder Truck 2 Replacement	2,490,000	500,000	1,290,000		700,000	3 Increase from \$1,981,000 to \$2,489,375
25	boe	BOE - L.P. Wilson - Main Hall Restroom Renovation (Construction)	880,000		880,000			
26	boe	BOE - Clover Street School Partial Roof Replacement (Construction)	2,422,000		1,332,100	1,089,900		
27	boe	BOE - Oliver Ellsworth School Building Envelope Project	1,948,000		1,948,000			Moved from FY25 increased by 4%. Design Summer of 2025
28	boe	BOE- Poquonock Elementary School Boiler Removal	385,000				385,000	2 Moved from FY29 based on School Admin Priority
29	boe	BOE- Poquonock Elementary School Boiler Replacement (Design)	65,000				65,000	1 Moved from FY29; Design in FY 26, Construction in FY 27
30	boe	BOE - Windsor High School HVAC Systems Replacement (Design & Construction)	3,815,000		3,815,000			
Subtotal FY 2026		26,643,200	2,685,000	13,908,100	7,275,100	-	2,775,000	
FY 2026 Projects Anticipated to Require Voter Approval								
Subtotal FY 2026		-	-	-	-	-	-	
GRAND TOTAL FY 2026		26,643,200	2,685,000	13,908,100	7,275,100	-	2,775,000	

¹ Capital Projects Fund Assigned Fund Balance (Total = \$605,000)

² General Fund Unassigned (Total = \$1,470,000)

³ Public Safety Equipment Fund (Total = \$700,000)

Capital Improvement Program

Project Name		Estimated Project Cost	General Fund	New Bonding Authorization	State & Federal Aid	Enterprise Funds	Other Sources	Changes from FY25 Adopted CIP
FY 2027								
1	pa	Pavement Management Program	1,085,000	905,000	180,000			
2	pa	Sidewalk and Curb Replacement Program	200,000	200,000				
3	pa	Pavement Resurfacing at Town Facilities & Schools	300,000		300,000			
4	c	Fleet and Public Works Equipment Replacement	850,000	850,000				
5	sw	River Street - Repair Culvert and Stream Bed (Construction)	750,900		750,900			Increase from \$673,000 to \$750,900
6	sw	Millbrook Enhancement Project - Stream Stabilization (Construction)	895,000		895,000			Increase from \$562,000. Cost to match hydraulic analysis est. & bridge repl. of \$300,000 for (2)
7	sw	Pheasant Run Drainage Improvements (Design & Construction)	196,000		196,000			Changed funding source, TAR
8	c	Town Facility Improvements - Luddy House Fire Protection Installation	107,000				107,000	¹ Moved up from unscheduled
9	c	Town Facility Improvements - Windsor Library Roof Top Unit Replacements (Construction)	466,000		466,000			
10	c	Town Facility Improvements - Wilson Library Roof Replacement (Construction)	255,000	255,000				NEW based on assessment
11	c	Poquonock Firehouse HVAC Replacement - Design	48,000				48,000	¹
12	r	Day Hill Road Ped. Circulation Enhancements (Old Day Hill Road, Design)	26,000				26,000	¹
13	r	Day Hill Road Ped. Circulation Enhancements (Marshall Phelps from Day Hill to Orange Way, Construction)	282,500				282,500	² Design - FY 26 Sidewalks on Arterial Roads
14	r	Street Reconstruction - Basswood Road (Design)	215,000				215,000	² Changed funding source
15	r	Road Rehabilitation - Design (Hayden Station from Kennedy to Archer)	105,000	105,000				NEW Project identified based on condition. Construction in FY 28
16	r	Palisado Avenue Corridor Improvements and Wall Repairs (Construction)	897,000		897,000			
17	r	Riverfront Trail Project - Phase 1 Construction (East Barber Street to Loomis Property)	1,242,000		993,600		248,400	²
18	r	Day Hill Road Pavement Management (Marshall Phelps Road to Baker Hollow Road, Construction)	2,065,500		2,065,500			Construction moved from FY26
19		Day Hill Road Pavement Management (Addison Road to Northfield Drive, Design)	151,000	151,000				Moved from FY 29
20	r	Day Hill Road Reconstruction (Blue Hills Avenue to Great Pond Drive, Design)	140,000				140,000	¹ Moved from FY 28, construction in FY29
21	rec	Outdoor Pool Facilities Improvements - Veterans Pool (Design)	250,000				250,000	² Split into concept assessment (130k FY 26) & design (250k in FY27)
22	rec	Replace Tennis/Pickleball Courts at Sage Park Middle School (Design/Build)	1,168,000		1,168,000			
23	rec	Athletic Field Master Plan - Welch Field Improvements	341,000		300,000		41,000	¹
24	ps	Public Safety Equipment Fund	530,000	530,000				
26	ps	Public Safety Equipment Fund - Hayden Station Utility Vehicle Replacement	70,000	70,000				
27	ps	Additional Fire Hydrants	275,000		275,000			
28	boe	BOE - Poquonock School Ventilation Upgrade (Design)	145,000	145,000				Construction in FY 29
29	boe	BOE - School Window Replacement (Design)	105,000	105,000				Construction in FY 28
30	boe	BOE - Oliver Ellsworth Gym Floor Replacement	289,000		289,000			Moved from FY 26
31	boe	BOE - LP Wilson Window Replacement (Design)	60,000				60,000	¹
32	boe	BOE - Windsor High School Baseball Field Lighting (Barry Chasen Field, Design & Construction)	370,000		370,000			NEW Project based on assessment from State of CT.
33	boe	BOE - Poquonock Boiler Replacement	1,525,000		1,525,000			Moved from FY 29 based on School Admin Priority
Subtotal FY 2027		15,404,900	3,316,000	9,301,400	1,369,600	-	1,417,900	
FY 2027 Projects Anticipated to Require Voter Approval								
34	boe	BOE - Windsor High School Roof Replacement Project (Construction)	9,902,000	-	5,446,100	4,455,900	-	-
Subtotal FY 2027		9,902,000	-	5,446,100	4,455,900	-	-	
GRAND TOTAL FY 2027		25,306,900	3,316,000	14,747,500	5,825,500	-	1,417,900	
¹ Capital Projects Fund Assigned Fund Balance (Total = \$315,000)								
² General Fund Unassigned (Total = \$1,220,900)								
³ Public Safety Equipment Fund (Total = \$0)								

Capital Improvement Program

	Project Name	Estimated Project Cost	General Fund	New Bonding Authorization	State & Federal Aid	Enterprise Funds	Other Sources	Changes from FY25 Adopted CIP
	FY 2028							
1	pa Pavement Management Program	1,180,000	1,000,000		180,000			
2	pa Sidewalk and Curb Replacement Program	225,000	225,000					
3	sw Stormwater Management Improvements	400,000		400,000				
4	c Fleet and Public Works Equipment Replacement	875,000	875,000					
5	c Tree Replacement Program	45,000					45,000 ¹	
6	c Painting Town Facilities - Interiors and Exteriors	380,000					380,000 ²	
7	c Poquonock Firehouse HVAC Replacement	740,000	240,000				500,000 ³	
8	c HVAC Roof Top Replacement at Addison Road DPW	335,000		335,000				
9	c HVAC Roof Top Replacement at 330 Windsor Ave	255,000					255,000 ²	Change funding source
10	c Bus Shelter Replacement Program	225,000					225,000 ²	NEW based on assessment
11	c Town Facility Improvements - Wilson Library Roof Top Unit Replacements (Construction)	240,000	240,000					Moved from FY 27
12	c Town Facility Improvements - Windsor Library Roof Replacement (Design)	30,000	30,000					NEW based on assessment
13	c Town Facility Improvements - Emergency Power Generators Replacement	510,000		510,000				
14	c Town Facilities Improvements - LP Wilson HVAC Improvements - South Phase 4 (Construction)	2,370,000		2,370,000				Moved from FY 26
15	c Town Facility Improvements - Veteran's Pool Improvements	3,750,000	-	3,750,000	-	-	-	
16	r Day Hill Road Pavement Management (Addison Road to Northfield Drive, Construction)	1,534,000		1,534,000				Moved from FY 29
17	r Kennedy Road Rehabilitation (River Street to I-91, Design)	140,000	140,000					Split with \$140,000 for design in FY 28 and \$1,952,000 for construction in FY29
18	r River Street Roadway Rehabilitation (Poquonock Ave to Old River St, Construction)	649,000		649,000				
19	r Road Rehabilitation - (Hayden Station from Kennedy to Archer, Construction)	1,320,000		1,320,000				NEW Project identified based on condition
20	r Riverfront Trail Project - Phase 2 Design (Loomis Property to Town Center)	228,000	228,000					
21	ps Public Safety Equipment Fund	360,000	360,000					
22	boe BOE - L.P. Wilson Roof Replacement Project - North End (Construction)	2,900,000		2,900,000				From Greg Rose 2/21/25: Increased from \$2,400,000 to \$2,900,000 Moved from FY 26
23	boe BOE - School Window Replacement (Construction)	1,073,000		1,073,000				
24	boe BOE - Windsor High School Gymnasium Bleacher Replacement	260,000	260,000					New Project
25	boe BOE - Sage Park Middle School Gymnasium Floor Replacement	180,000	180,000					New Project
26	boe BOE - School Emergency Generators (Design)	310,000					310,000 ¹	
27	boe BOE - Oliver Ellsworth School - Code Compliance Upgrades (Design)	50,000	50,000					Split Design In FY 28 and Construction in FY 29
	Subtotal FY 2028	20,562,000	3,826,000	14,841,000	180,000	-	1,715,000	
	FY 2028 Projects Anticipated to Require Voter Approval							
28	c Town Facility Improvements - Milo Peck HVAC, Electrical, and Energy Improvements (Construction)	3,995,000		3,995,000				Moved from FY 26
	Subtotal FY 2028	3,995,000	-	3,995,000	-	-	-	
	GRAND TOTAL FY 2028	24,557,000	3,826,000	18,836,000	180,000	-	1,715,000	
	¹ Capital Projects Fund Assigned Fund Balance (Total = \$355,000)							
	² General Fund Unassigned (Total = \$860,000)							
	³ Public Safety Equipment Fund (Total = \$500,000)							

Capital Improvement Program

Project Name		Estimated Project Cost	General Fund	New Bonding Authorization	State & Federal Aid	Enterprise Funds	Other Sources	Changes from FY25 Adopted CIP
<u>FY 2029</u>								
1	pa Pavement Management Program	1,200,000	1,020,000		180,000			
2	pa Sidewalk and Curb Replacement Program	250,000	250,000					
3	pa Sidewalk Installation - Poquonock Avenue (Marshall St. to Tiffany Dr., Construction)	394,000		394,000				
4	pa Pavement Resurfacing at Town Facilities & Schools	317,000		317,000				
5	c Fleet and Public Works Equipment Replacement	900,000	900,000					
6	c Historic Monument and Ancient Cemetery Preservation	150,000					150,000	¹
7	c Mill Brook Clubhouse Improvements	1,585,000		1,585,000				
8	c Town Facility Improvements - Windsor Library Roof Replacement (Construction)	359,000	359,000					NEW based on assessment
9	c Bus Shelter Replacement Program	225,000					225,000	² NEW based on assessment
10	c Data Production Storage Replacement	294,000					294,000	² NEW Project
11	r Route 305 Corridor Improvements (Concept Design)	350,000	350,000					Reduced from \$625,000. Revised scope
12	r Day Hill Road Reconstruction (Blue Hills Avenue to Great Pond Drive, Construction)	1,971,000		1,971,000				Split with \$140,000 for design in FY 28 and \$1,971,000 for construction in FY29
13	r Kennedy Road Rehabilitation (River Street to I-91, Construction)	1,952,000		1,952,000				Split with \$140,000 for design in FY 28 and \$1,952,000 for construction in FY29
14	r Street Reconstruction - Basswood Road (Construction)	2,143,000		2,143,000				Moved from FY 28
15	r Pedestrian Bridge Program Design	100,000					100,000	² NEW Project based on assessment
16	rec Washington Park Improvements (Design)	100,000	100,000					
17	ps Public Safety Equipment Fund - Engine 1 Replacement	1,800,000	600,000	1,200,000				NEW
18	boe BOE - Windsor High School Fieldhouse Renovation (Design)	300,000	300,000					Moved design from FY 28, construction in FY 31. Funding source changed
19	boe BOE - Oliver Ellsworth School - Code Compliance Upgrades (Construction)	310,000		310,000				Split Design In FY 28 and Construction in FY 29
20	boe BOE - Poquonock School Ventilation Upgrade (Construction)	3,670,000		3,670,000				
Subtotal FY 2029		18,370,000	3,879,000	13,542,000	180,000	-	769,000	
<u>FY 2029 Projects Anticipated to Require Voter Approval</u>								
Subtotal FY 2029		-	-	-	-	-	-	Moved from FY 29
GRAND TOTAL FY 2029		18,370,000	3,879,000	13,542,000	180,000	-	769,000	
¹ Capital Projects Fund Assigned Fund Balance (Total = \$150,000)								
² General Fund Unassigned (Total = \$619,000)								
³ Public Safety Equipment Fund (Total = \$0)								

Capital Improvement Program

Project Name		Estimated Project Cost	General Fund	New Bonding Authorization	State & Federal Aid	Enterprise Funds	Other Sources	Changes from FY25 Adopted CIP
FY 2030								
1	pa	Pavement Management Program	1,265,000	1,085,000	180,000			
2	pa	Sidewalk and Curb Replacement Program	250,000	250,000				
3	sw	Stormwater Management Improvements	450,000		450,000			
4	c	Fleet and Public Works Equipment Replacement	900,000	900,000				
5	c	Bus Shelter Replacement Program	225,000				225,000	2 NEW based on assessment
6	r	Intersection Improvements - Capen Street & Sage Park Road (Design)	125,000	125,000				Price reduced from \$150,000 to \$125,000
7	r	International Drive (West End) Rehabilitation (Seymour Road to Rainbow Road, Design)	150,000				150,000	2 NEW Construction in FY 31. Moved from Unscheduled.
8	r	Pleasant Street Boat Launch Reconstruction	710,000		710,000			
9	r	Riverfront Trail Project - Phase 2 Construction (Loomis Property to Town Center)	3,052,000		3,052,000			
10	r	Rainbow Neighborhood - Road Reconstruction (Design)	550,000		550,000			
11	r	Day Hill Road Ped. Circulation Enhancements (Old Day Hill Road, Construction)	378,500		378,500			
12	r	River Trail Windsor Center Pedestrian Bridge Replacement	940,000		940,000			NEW Project based on assessment
13	rec	Washington Park Improvements (Construction)	500,000		500,000			
14	rec	Athletic Field Improvements - Northwest Park	360,500		360,500			
15	ps	Public Safety Equipment Fund - Rescue 2 Replacement	2,000,000	500,000	1,500,000			NEW
16	ps	Public Safety Equipment Fund	600,000	600,000				
17	ps	Additional Fire Hydrants	284,500				284,500	1
18	boe	BOE - Windsor High School Emergency Power Generator Replacement	415,000	415,000	-	-	-	Changed funding source
Subtotal FY 2030			13,155,500	3,875,000	5,389,000	3,232,000	-	659,500
FY 2030 Projects Anticipated to Require Voter Approval								
Subtotal FY 2030			-	-	-	-	-	-
GRAND TOTAL FY 2030			13,156,500	3,875,000	5,389,000	3,232,000	-	659,600
¹ Capital Projects Fund Assigned Fund Balance (Total = \$284,500)								
² General Fund Unassigned (Total = \$375,000)								
³ Public Safety Equipment Fund (Total = \$0)								

Capital Improvement Program

Project Name		Estimated Project Cost	General Fund	New Bonding Authorization	State & Federal Aid	Enterprise Funds	Other Sources	Changes from FY25 Adopted CIP
FY 2031								
1	pa	Pavement Management Program	1,680,000	1,500,000	-	180,000	-	-
2	pa	Sidewalk and Curb Replacement Program	275,000	275,000	-	-	-	-
3	pa	Pavement Resurfacing at Town Facilities & Schools	500,000	-	500,000	-	-	-
4	c	Fleet and Public Works Equipment Replacement	925,000	925,000	-	-	-	-
5	sv	Stormwater Management Improvements (Deckers Brook)	500,000	500,000	-	-	-	-
6	r	International Drive (West End) Rehabilitation (Seymour Road to Rainbow Road, Construction)	2,500,000	-	2,500,000	-	-	NEW
7	r	Intersection Improvements - Capen Street & Sage Park Road (Construction)	867,000	-	867,000	-	-	NEW Design in FY 30. Moved from Unscheduled.
8	c	Town Facilities Improvements - Hayden Fire Station Roof Replacement (Design)	60,000	60,000	-	-	-	Design in FY 30
9	c	Town Facilities Improvements - DPW Roof Replacement (Design)	86,000	-	-	-	86,000	NEW Moved from Unscheduled.
10	r	Wilson Park & Sharshon Park Pedestrian Bridge Replacement	500,000	-	500,000	-	-	NEW Moved from Unscheduled. Changed funding source.
11	ps	Public Safety Equipment Fund	600,000	600,000	-	-	-	NEW Project based on assessment
Subtotal FY 2031		8,493,000	3,860,000	4,367,000	180,000	-	86,000	NEW
FY 2031 Projects Anticipated to Require Voter Approval								
12	boe	BOE - Windsor High School Fieldhouse Renovation (Construction)	10,000,000	-	10,000,000	-	-	Moved construction from FY 29, design in FY 29
Subtotal FY 2031		10,000,000	-	10,000,000	-	-	-	
GRAND TOTAL FY 2031		18,493,000	3,860,000	14,367,000	180,000	-	86,000	
¹ Capital Projects Fund Assigned Fund Balance (Total = \$86,000)								
² General Fund Unassigned (Total = \$0)								
³ Public Safety Equipment Fund (Total = \$0)								
Total CIP Program FY 26 - FY 31		126,525,600	21,441,000	80,769,600	16,872,600	-	7,422,400	

List of Unscheduled Projects FY26 - FY31 CIP

	<u>Estimated Cost*</u>	
Road Reconstruction/Transportation System Projects		
Audible Pedestrian Crosswalk Signals	45,000	
Day Hill Road Capacity Improvements - Right Turn Lanes (Design)	106,000	
Day Hill Road Capacity - Right Turn Lanes (Construction)	334,000	Design FY28
Traffic Signal at Windsor Avenue and Corey Street	637,000	
Archer Road Safety Improvements	826,000	
East Granby Road Relocation	2,186,000	
Pond Road/Indian Hill Road - Street Reconstruction	2,666,000	
Plymouth Street Culvert	3,545,000	
Pedestrian Bridge Over Railroad Tracks - Windsor Center	3,717,000	
Day Hill Road/Blue Hills Ave. Extension Roundabout Construction	4,813,000	
Rainbow Road - Street Reconstruction	5,057,000	Design FY30
Construct Sidewalks Along Arterial Roads	5,135,000	Design FY27
Construct Sidewalks Along Collector Roads	5,411,000	Design FY29
Day Hill Road Capacity Improvements - Lane Widening from Addison Rd to I-91 (Const.)	5,434,000	
Route 305 Corridor Improvements	9,503,000	
Construct Sidewalks Within 1 Mile of Schools	33,892,000	
Subtotal	83,307,000	
Community Facilities and Assets		
Silver Birch Pond Improvements	176,000	
Milo Peck Roof Replacement	312,000	
Milo Peck Discovery Center Restroom Renovation	561,000	
Streetlight Replacement, Energy, and Maint. Cost Reduction Program	3,439,000	
Town Center Parking Garage	15,728,000	
Subtotal	20,216,000	

	<u>Estimated Cost*</u>	
Pavement Management		
Ongoing	-	
Subtotal	-	
Public Safety		
Utility Vehicles	392,000	
Rainbow Firehouse - Engine Tanker Replacement	1,019,000	
Additional Fire Hydrants	1,390,000	
Subtotal	2,801,000	
Park Improvements		
Skate Park Improvements	276,000	
Northwest Park Activity Pavilion	331,000	
Athletic Field Improvements - Fitch Park	603,000	
Subtotal	1,210,000	
Stormwater Management Improvements		
None	-	
Subtotal	-	
I-91 Ramp Improvements		
Ramp Modification at I-91 & Route 75/Day Hill Road	67,879,000	State/Federal Funds
Subtotal	67,879,000	
Board of Education		
Sage Park Middle School Parking Lot Improvements	724,000	
Subtotal	724,000	

* Estimate in current dollars; includes 20% contingency and 1.5% bonding costs

Project Details

Fiscal Year 2026

PROJECT DETAIL

Project Title: **Pavement Management Program**

Department: **Engineering**

Description and Purpose:

The Pavement Management Program is a component of the asset management effort for town-owned roadways involving street paving, cold in-place asphalt recycling, thin overlays, microsurfacing, and pavement preventative maintenance (such as crack sealing). The main sources of funding for this work are: the state Local Capital Improvement Program (LoCIP) grant and the General Fund.

The funding levels listed below assumes a state LoCIP grant amount of \$180,000 in each fiscal year. The level of funding shown below would provide for these major street repair improvements to be performed on streets on a 25-year schedule.



RECOMMENDED FINANCING

	Source of Funds	Estimated Cost in Current Dollars	Estimated Expenditures by Fiscal Year						
			FY 2026	FY 2027	FY 2028	FY 2029	FY 2030	FY 2031	Six Year Total
A. Planning and Engineering		-	-	-	-	-	-	-	-
B. Land and Right of Way		-	-	-	-	-	-	-	-
C. Construction	1,5	6,431,000	1,025,000	1,085,000	1,180,000	1,200,000	1,265,000	1,680,000	7,435,000
D. Equipment		-	-	-	-	-	-	-	-
E. Administration		-	-	-	-	-	-	-	-
F. Other Costs		-	-	-	-	-	-	-	-
G. Bonding		-	-	-	-	-	-	-	-
H. Contingency		-	-	-	-	-	-	-	-
TOTAL		6,431,000	1,025,000	1,085,000	1,180,000	1,200,000	1,265,000	1,680,000	7,435,000
I. Annual Maintenance & Repair									

(1) General Fund

(3) Private Funding

(5) State/Federal Aid

(2) Municipal Bonds

(4) Enterprise Funds

(6) Other Funding

PROJECT DETAIL

Project Title: **Sidewalk & Curb Replacement**

Department: **Engineering**

Description and Purpose:

This recurring CIP project includes the repair of small sections of sidewalk and curbing and the replacement of curb ramps. Funding is used for repairs of small sections and does not include the replacement of large segments of sidewalks encompassing entire blocks of streets nor the installation of new sidewalks. It is anticipated that this work will continue on an annual basis. The town's existing sidewalk network (462,000 linear feet) was valued at \$19.8 million in 2019. With an average re-investment of \$196,000 per year (as shown below) approximately 6,000 linear feet, which is about 1.3% of the total linear feet in the town's network, will be completed each year.



RECOMMENDED FINANCING

	Source of Funds	Estimated Cost in Current Dollars	Estimated Expenditures by Fiscal Year						
			FY 2026	FY 2027	FY 2028	FY 2029	FY 2030	FY 2031	Six Year Total
A. Planning and Engineering		-	-	-	-	-	-	-	-
B. Land and Right of Way		-	-	-	-	-	-	-	-
C. Construction	1	1,166,000	150,000	200,000	225,000	250,000	250,000	275,000	1,350,000
D. Equipment		-	-	-	-	-	-	-	-
E. Administration		-	-	-	-	-	-	-	-
F. Other Costs		-	-	-	-	-	-	-	-
G. Bonding		-	-	-	-	-	-	-	-
H. Contingency		-	-	-	-	-	-	-	-
TOTAL		1,166,000	150,000	200,000	225,000	250,000	250,000	275,000	1,350,000
I. Annual Maintenance & Repair									

(1) General Fund

(3) Private Funding

(5) State/Federal Aid

(2) Municipal Bonds

(4) Enterprise Funds

(6) Other Funding

PROJECT DETAIL


Project Title:	Stormwater Management Improvements
Department:	Engineering
Description and Purpose:	<p>This multi-year effort allows the town to develop and implement a plan to manage its existing stormwater management system; an important, but typically invisible utility. The project entails: 1) implementing a plan to improve the condition of the parts of the system that are in poor condition by replacing old, damaged storm sewers, catch basins, sewer laterals, as well as sections of Decker's Brook that require repair/replacement; 2) developing and implementing a program to reduce the amount of grit and pollutants that leave the storm sewer system and enter the watersheds by replacing sewer outfalls with environmentally friendly equipment/structures, which represent best management practices; 3) install aeration equipment to improve water quality; 4) replace damaged or worn out components of the stormwater system (catch basins and sewer pipe) when streets are to have major repairs performed (paving, etc.); and 5) handle requests & complaints from residents regarding needed improvements to the stormwater system.</p>



RECOMMENDED FINANCING

	Source of Funds	Estimated Cost in Current Dollars	Estimated Expenditures by Fiscal Year						
			FY 2026	FY 2027	FY 2028	FY 2029	FY 2030	FY 2031	Six Year Total
A. Planning and Engineering		-	-	-	-	-	-	-	-
B. Land and Right of Way		-	-	-	-	-	-	-	-
C. Construction	2	1,083,000	390,000	-	390,000	-	440,000	-	1,220,000
D. Equipment		-	-	-	-	-	-	-	-
E. Administration		-	-	-	-	-	-	-	-
F. Other Costs		-	-	-	-	-	-	-	-
G. Bonding	2	25,000	10,000	-	10,000	-	10,000	-	30,000
H. Contingency		-	-	-	-	-	-	-	-
TOTAL		1,108,000	400,000	-	400,000	-	450,000	-	1,250,000
I. Annual Maintenance & Repair									
(1) General Fund		(3) Private Funding			(5) State/Federal Aid				
(2) Municipal Bonds		(4) Enterprise Funds			(6) Other Funding				

PROJECT DETAIL

Project Title: Fleet and Public Works Equipment Replacement	
Department: Public Works	
Description and Purpose: <p>The purpose of this request is to replace town fleet vehicles and large Public Works equipment that have outlived their useful lives. Such Public Works vehicles typically have a useful life of 12-15 years. A vehicle and equipment replacement schedule has been developed. This includes dump trucks/snow plows and payloaders. The large vehicles and equipment planned for replacement are/will be from 17 to 30 years old when replaced. In addition, smaller vehicles to meet the needs of other departments will also be acquired to replace older cars and other vehicles.</p>	

RECOMMENDED FINANCING

	Source of Funds	Estimated Cost in Current Dollars	Estimated Expenditures by Fiscal Year						
			FY 2026	FY 2027	FY 2028	FY 2029	FY 2030	FY 2031	Six Year Total
A. Planning and Engineering		-	-	-	-	-	-	-	-
B. Land and Right of Way		-	-	-	-	-	-	-	-
C. Construction		-	-	-	-	-	-	-	-
D. Equipment	1	4,621,000	850,000	850,000	875,000	900,000	900,000	925,000	5,300,000
E. Administration		-	-	-	-	-	-	-	-
F. Other Costs		-	-	-	-	-	-	-	-
G. Bonding		-	-	-	-	-	-	-	-
H. Contingency		-	-	-	-	-	-	-	-
TOTAL		4,621,000	850,000	850,000	875,000	900,000	900,000	925,000	5,300,000
I. Annual Maintenance & Repair									
<div style="display: flex; justify-content: space-between;"> (1) General Fund (3) Private Funding (5) State/Federal Aid </div> <div style="display: flex; justify-content: space-between;"> (2) Municipal Bonds (4) Enterprise Funds (6) Other Funding </div>									

PROJECT DETAIL

Project Title: **Tree Replacement Program**

Department: **Public Works**

Description and Purpose:

Windsor desires to create, maintain, and enhance a healthy and diverse urban forest, especially pertaining to repopulating trees in residential neighborhoods. This will positively contribute to the quality of life and economic well-being of the community. This project includes: 1) identifying high profile tree projects in key locations throughout the town; and 2) planting additional trees in parks, along streets in residential and commercial areas to increase the number of trees in town.



RECOMMENDED FINANCING

	Source of Funds	Estimated Cost in Current Dollars	Estimated Expenditures by Fiscal Year						
			FY 2026	FY 2027	FY 2028	FY 2029	FY 2030	FY 2031	Six Year Total
A. Planning and Engineering		-	-	-	-	-	-	-	-
B. Land and Right of Way		-	-	-	-	-	-	-	-
C. Construction	6	78,000	40,000	-	45,000	-	-	-	85,000
D. Equipment		-	-	-	-	-	-	-	-
E. Administration		-	-	-	-	-	-	-	-
F. Other Costs		-	-	-	-	-	-	-	-
G. Bonding		-	-	-	-	-	-	-	-
H. Contingency		-	-	-	-	-	-	-	-
TOTAL		78,000	40,000	-	45,000	-	-	-	85,000
I. Annual Maintenance & Repair									

(1) General Fund

(3) Private Funding


(5) State/Federal Aid

(2) Municipal Bonds

(4) Enterprise Funds

(6) Other Funding


PROJECT DETAIL

Project Title:	Historic Monument and Ancient Cemetery Preservation
Department:	Planning
Description and Purpose:	 <p>This multi-year project provides for the professional restoration of various monuments located in town as well as the restoration of grave markers at the ancient cemetery located on Marshall Phelps Road. There are a number of monuments in town that mark or denote our community's rich history. The monuments range from large bronze statues to engraved stone markers. The ancient cemetery located at the eastern end of Marshall Phelps Road contains grave markers dating back centuries, with many in poor condition. The restoration work will ensure that the monuments and the markers are structurally sound, presentable to the public and able to endure the elements for many more years.</p>

RECOMMENDED FINANCING

	Source of Funds	Estimated Cost in Current Dollars	Estimated Expenditures by Fiscal Year						
			FY 2026	FY 2027	FY 2028	FY 2029	FY 2030	FY 2031	Six Year Total
A. Planning and Engineering		-	-	-	-	-	-	-	-
B. Land and Right of Way		-	-	-	-	-	-	-	-
C. Construction	1, 6	253,000	130,000	-	-	150,000	-	-	280,000
D. Equipment		-	-	-	-	-	-	-	-
E. Administration		-	-	-	-	-	-	-	-
F. Other Costs		-	-	-	-	-	-	-	-
G. Bonding		-	-	-	-	-	-	-	-
H. Contingency		-	-	-	-	-	-	-	-
TOTAL		253,000	130,000	-	-	150,000	-	-	280,000
I. Annual Maintenance & Repair		33,500							
(1) General Fund		(3) Private Funding			(5) State/Federal Aid				
(2) Municipal Bonds		(4) Enterprise Funds			(6) Other Funding				

PROJECT DETAIL

Project Title: Core Server Replacements	
Department: Information Technology	
Description and Purpose: <p>The Town currently has six servers hosting town applications virtually. Three are located in the town hall data center and three are in the WPD data center. They are configured to be able to host all vital town applications entirely in one location in the event of catastrophic failure at either location. The current servers were purchased in 2020 with 5 years of maintenance. After the fifth year additional maintenance can be purchased but may not be guaranteed if the manufacturer deems the product obsolete. There may be third party vendors to provide service to the equipment as well. End of Life is not published but is typically six and ten years depending upon the manufacturer and development of newer technology.</p>	

RECOMMENDED FINANCING

	Source of Funds	Estimated Cost in Current Dollars	Estimated Expenditures by Fiscal Year						
			FY 2026	FY 2027	FY 2028	FY 2029	FY 2030	FY 2031	Six Year Total
A. Licensing		-	-	-	-	-	-	-	-
B. Land and Right of Way		-	-	-	-	-	-	-	-
C. Construction		-	-	-	-	-	-	-	-
D. Equipment	1	120,000	125,000	-	-	-	-	-	125,000
E. Administration		-	-	-	-	-	-	-	-
F. Other Costs		-	-	-	-	-	-	-	-
G. Bonding		-	-	-	-	-	-	-	-
H. Contingency	1	24,000	25,000	-	-	-	-	-	25,000
TOTAL		144,000	150,000	-	-	-	-	-	150,000
I. Annual Maintenance & Repair									
(1) General Fund		(3) Private Funding			(5) State/Federal Aid				
(2) Municipal Bonds		(4) Enterprise Funds			(6) Other Funding				

PROJECT DETAIL

Project Title: **Town Hall Roof Replacement Project (Construction)**

Department: **DPW**

Description and Purpose:

The existing Town Hall roof was installed in 2001. The roof type is currently built-up bituminous type. The granules on the granulated top cap sheets are washing off, causing the system to lose its UV protection. This is causing UV degradation allowing alligatoring, blistering, and crazing to develop. The existing roof will be completely removed and replaced with built-up bituminous roofing with a 20-year warranty.



RECOMMENDED FINANCING

	Source of Funds	Estimated Cost in Current Dollars	Estimated Expenditures by Fiscal Year						
			FY 2026	FY 2027	FY 2028	FY 2029	FY 2030	FY 2031	Six Year Total
A. Planning and Engineering		-	-	-	-	-	-	-	-
B. Land and Right of Way		-	-	-	-	-	-	-	-
C. Construction	2	588,000	611,000	-	-	-	-	-	611,000
D. Equipment		-	-	-	-	-	-	-	-
E. Administration		-	-	-	-	-	-	-	-
F. Other Costs		-	-	-	-	-	-	-	-
G. Bonding	2	10,000	10,000	-	-	-	-	-	10,000
H. Contingency	2	118,000	123,000	-	-	-	-	-	123,000
TOTAL		716,000	744,000	-	-	-	-	-	744,000
F. Annual Maintenance & Repair									

(1) General Fund

(3) Private Funding

(5) State/Federal Aid

(2) Municipal Bonds

(4) Enterprise Funds

(6) Other Funding

Project Title: **LP Wilson HVAC Improvements - South Phase 3 (Construction)**

Department: **Town of Windsor**

Description and Purpose:

The majority of HVAC equipment is original to the building circa 1957. Existing air handlers are heating only and they do not provide per codes adequate ventilation on town and BOE sides of building. Phase two includes installation of Variable Refrigerant Flow electric heat pumps, replacement of fin tube radiation, roof exhaust fans, all HVAC equipment on north side of building to be controlled by DDC Controls. The flooring in center core will be abated and replaced. Due to this projects scope size and complexities, it will be completed in four phases. Design completed in FY22.

Phase I- FY23 North side

Phase II- FY24 North side

Phase IIB - FY 25 North side

Phase III- FY26 South side

Phase IV- FY28 South side



RECOMMENDED FINANCING

	Source of Funds	Estimated Cost in Current Dollars	Estimated Expenditures by Fiscal Year						
			FY 2026	FY 2027	FY 2028	FY 2029	FY 2030	FY 2031	Six Year Total
A. Planning and Engineering	2	41,000	24,000	-	20,000	-	-	-	44,000
B. Land and Right of Way		-	-	-	-	-	-	-	-
C. Construction	2	3,716,000	2,080,000	-	1,930,000	-	-	-	4,010,000
D. Equipment		-	-	-	-	-	-	-	-
E. Administration		-	-	-	-	-	-	-	-
F. Other Costs		-	-	-	-	-	-	-	-
G. Bonding	2	60,000	30,000	-	30,000	-	-	-	60,000
H. Contingency	2	752,000	421,000	-	390,000	-	-	-	811,000
TOTAL		4,569,000	2,555,000	-	2,370,000	-	-	-	4,925,000
F. Annual Maintenance & Repair									

(1) General Fund

(3) Private Funding

(5) State/Federal Aid

(2) Municipal Bonds

(4) Enterprise Funds

(6) Other Funding

PROJECT DETAIL

Project Title: **Windsor Main Library Roof Top Unit Replacement (Design)**

Department: **Public Works**

Description and Purpose:

These units were installed in 2005 and are approaching their end of life cycle. These two 20 ton units use refrigerant R-22, which for environmental reasons, is no longer produced, which adds costs to repairs. This project would entail removing the existing units, installing adapt curbs, and new units of same capacity. Reconnect electrical, piping, and control wiring.



RECOMMENDED FINANCING

	Source of Funds	Estimated Cost in Current Dollars	Estimated Expenditures by Fiscal Year						
			FY 2026	FY 2027	FY 2028	FY 2029	FY 2030	FY 2031	Six Year Total
A. Planning and Engineering	1	29,000	30,000	-	-	-	-	-	30,000
B. Land and Right of Way		-	-	-	-	-	-	-	-
C. Construction	2	192,000	-	208,000	-	-	-	-	208,000
D. Equipment		-	-	-	-	-	-	-	-
E. Administration		-	-	-	-	-	-	-	-
F. Other Costs		-	-	-	-	-	-	-	-
G. Bonding	2	5,000	-	5,000	-	-	-	-	5,000
H. Contingency	2	39,000	-	42,000	-	-	-	-	42,000
TOTAL		265,000	30,000	255,000	-	-	-	-	285,000
F. Annual Maintenance & Repair									

(1) General Fund

(3) Private Funding

(5) State/Federal Aid

(2) Municipal Bonds

(4) Enterprise Funds

(6) Other Funding

PROJECT DETAIL

Project Title: **Wilson Branch Library Roof Top Units Replacement Project**

Department: **Public Works**

Description and Purpose:

The existing roof top units at Wilson Branch Library were installed in 2010. These two five ton units are approaching the end of their life cycle. These are water source geothermal heat pumps connected to geothermal wells.



RECOMMENDED FINANCING

	Source of Funds	Estimated Cost in Current Dollars	Estimated Expenditures by Fiscal Year						
			FY 2026	FY 2027	FY 2028	FY 2029	FY 2030	FY 2031	Six Year Total
A. Planning and Engineering	1	29,000	30,000	-	-	-	-	-	30,000
B. Land and Right of Way		-	-	-	-	-	-	-	-
C. Construction	1	178,000	-	-	200,000	-	-	-	200,000
D. Equipment		-	-	-	-	-	-	-	-
E. Administration		-	-	-	-	-	-	-	-
F. Other Costs		-	-	-	-	-	-	-	-
G. Bonding		-	-	-	-	-	-	-	-
H. Contingency	1	36,000	-	-	40,000	-	-	-	40,000
TOTAL		243,000	30,000	-	240,000	-	-	-	270,000
F. Annual Maintenance & Repair				500	500	1000	1000	1000	4000

(1) General Fund

(3) Private Funding


(5) State/Federal Aid

(2) Municipal Bonds

(4) Enterprise Funds

(6) Other Funding

PROJECT DETAIL

Project Title:	Wilson Library Roof Replacement (Design)
Department:	Public Works
Description and Purpose	<p>The existing roof at Wilson Branch Library was installed in 1995. The roof type is currently built up bituminous type. The granules on the granulated top cap sheets are washing off, causing the system to lose its UV protection. This is causing UV degradation allowing alligatoring and crazing to develop. The existing roof completely removed and replaced with built-up bituminous roofing with 20 year warranty.</p> 

RECOMMENDED FINANCING

	Source of Funds	Estimated Cost in Current Dollars	Estimated Expenditures by Fiscal Year						
			FY 2026	FY 2027	FY 2028	FY 2029	FY 2030	FY 2031	Six Year Total
A. Planning and Engineering	1	26,000	25,000	-	-	-	-	-	25,000
B. Land and Right of Way		-	-	-	-	-	-	-	-
C. Construction	2	208,000	-	208,000	-	-	-	-	208,000
D. Equipment		-	-	-	-	-	-	-	-
E. Administration		-	-	-	-	-	-	-	-
F. Other Costs		-	-	-	-	-	-	-	-
G. Bonding	2	5,000	-	5,000	-	-	-	-	5,000
H. Contingency	2	31,000	-	42,000	-	-	-	-	42,000
TOTAL		270,000	25,000	255,000	-	-	-	-	280,000
F. Annual Maintenance & Repair									
(1) General Fund		(3) Private Funding	(5) State/Federal Aid						
(2) Municipal Bonds		(4) Enterprise Funds	(6) Other Funding						

PROJECT DETAIL

Project Title: **Town Facility Improvement - Milo Peck HVAC, Electrical, and Energy Improvements (Design)**

Department: **Facilities**

Description and Purpose:

Funds are requested for HVAC energy improvements. Major components of the existing heating steam system are original to 1935. The steam boiler was replaced in 1985. One half of the building utilizes steam radiators and through a heat exchanger, the other half is hot water heat. Window air conditioning units are located in every class room and office. This project entails installation of energy efficient heating and cooling systems, high efficiency low condensing boilers, circulating pumps, new heating cooling unit ventilators, unit heaters, variable refrigerant cooling, DDC Controls, and a high efficiency tankless domestic hot water heater. Design will be completed in FY 26 with construction occurring in FY 28.



RECOMMENDED FINANCING

	Source of Funds	Estimated Cost in Current Dollars	Estimated Expenditures by Fiscal Year						
			FY 2026	FY 2027	FY 2028	FY 2029	FY 2030	FY 2031	Six Year Total
A. Planning and Engineering	6	105,000	109,000	-	-	-	-	-	109,000
B. Land and Right of Way		-	-	-	-	-	-	-	-
C. Construction	2	3,026,000	-	-	3,404,000	-	-	-	3,404,000
D. Equipment		-	-	-	-	-	-	-	-
E. Administration		-	-	-	-	-	-	-	-
F. Other Costs		-	-	-	-	-	-	-	-
G. Bonding	2	70,000	-	-	80,000	-	-	-	80,000
H. Contingency	2	470,000	16,000	-	511,000	-	-	-	527,000
TOTAL		3,671,000	125,000	-	3,995,000	-	-	-	4,120,000
I. Annual Maintenance & Repair									
(1) General Fund		(3) Private Funding			(5) State/Federal Aid				
(2) Municipal Bonds		(4) Enterprise Funds			(6) Other Funding				

PROJECT DETAIL

Project Title: **Train Station Boiler Replacement**

Department: **Public Works**

Description and Purpose:

The boiler in the train station is currently 25 years old. The annual operation cost to keep equipment operating is increasing each year. Replacing this existing equipment with high efficiency equipment will lower operating costs. This project includes removal of HazMat in the boiler room, air monitoring, replacement of zone pumps, boiler, and controls. A new boiler will be high-efficiency low-condensing type with variable speed heating pumps, and DDC controls.



RECOMMENDED FINANCING

	Source of Funds	Estimated Cost in Current Dollars	Estimated Expenditures by Fiscal Year						
			FY 2026	FY 2027	FY 2028	FY 2029	FY 2030	FY 2031	Six Year Total
A. Planning and Engineering	6	22,000		24,000	-	-	-	-	24,000
B. Land and Right of Way		-		-	-	-	-	-	-
C. Construction	6	130,000		141,000	-	-	-	-	141,000
D. Equipment		-		-	-	-	-	-	-
E. Administration		-		-	-	-	-	-	-
F. Other Costs	6	20,000		22,000	-	-	-	-	22,000
G. Bonding		-		-	-	-	-	-	-
H. Contingency	6	35,000		38,000	-	-	-	-	38,000
TOTAL		207,000		225,000	-	-	-	-	225,000
F. Annual Maintenance & Repair									
(1) General Fund		(3) Private Funding			(5) State/Federal Aid				
(2) Municipal Bonds		(4) Enterprise Funds			(6) Other Funding				

PROJECT DETAIL

Project Title: **Veterans Memorial Cemetery Expansion & Enhancements**

Department: **Public Works**

Description and Purpose:

Veterans Memorial Cemetery on East Street has served the burial needs of our veterans and their spouses since after World War II. In order to continue to meet these needs for years to come, we wish to expand the cemetery by creating a new section in the rear of the site, as well as expanding it onto the former East Street Yard property which is adjacent to the cemetery. It is anticipated that the project would entail preparing the adjacent town-owned property for this purpose, planting trees and shrubs, and generally beautifying the site.



RECOMMENDED FINANCING

	Source of Funds	Estimated Cost in Current Dollars	Estimated Expenditures by Fiscal Year						
			FY 2026	FY 2027	FY 2028	FY 2029	FY 2030	FY 2031	Six Year Total
A. Planning and Engineering	6	22,000	23,000	-	-	-	-	-	23,000
B. Land and Right of Way		-	-	-	-	-	-	-	-
C. Construction	6	146,000	152,000	-	-	-	-	-	152,000
D. Equipment		-	-	-	-	-	-	-	-
E. Administration		-	-	-	-	-	-	-	-
F. Other Costs		-	-	-	-	-	-	-	-
G. Bonding		-	-	-	-	-	-	-	-
H. Contingency	6	34,000	35,000	-	-	-	-	-	35,000
TOTAL		202,000	210,000	-	-	-	-	-	210,000
I. Annual Maintenance & Repair									

(1) General Fund

(3) Private Funding

(5) State/Federal Aid

(2) Municipal Bonds

(4) Enterprise Funds

(6) Other Funding

PROJECT DETAIL

Project Title:	Construct Sidewalks - Arterial Roads - Poquonock Avenue - Marsahl St. to Tiffany Dr. (Design)		
Department:	Engineering / Planning		
Description and Purpose:	<p>The 2004 Plan of Conservation and Development recommends that sidewalks be provided on both sides of all arterial roads. This is not only to encourage walking to improve fitness, but also to reduce vehicle emissions by allowing residents to safely walk to destinations. In many cases, subdivisions have been built with sidewalks leading to streets with no walks. Approximately 21 miles of sidewalks need to be constructed along arterial roads to provide for walks on one side only. These roads include Marshall Phelps Road, Bloomfield Avenue, Poquonock Avenue, Palisado Avenue, Park Avenue, Putnam Highway and Day Hill Road. The costs included in this project represent 10 miles of walk, considering that about 11 miles of walk along arterials are included in the sidewalk construction within one mile of schools. This section focuses on design work for sidewalks on Poquonock Avenue from Marshall Street to Tiffany Drive.</p> <p>Unscheduled work is approximately \$5.0 million.</p>		




RECOMMENDED FINANCING

	Source of Funds	Estimated Cost in Current Dollars	Estimated Expenditures by Fiscal Year						
			FY 2026	FY 2027	FY 2028	FY 2029	FY 2030	FY 2031	Six Year Total
A. Planning and Engineering	6	61,000	63,000	-	-	-	-	-	63,000
B. Land and Right of Way		-	-	-	-	-	-	-	-
C. Construction		-	-	-	-	-	-	-	-
D. Equipment		-	-	-	-	-	-	-	-
E. Administration		-	-	-	-	-	-	-	-
F. Other Costs		-	-	-	-	-	-	-	-
G. Bonding		-	-	-	-	-	-	-	-
H. Contingency	6	12,000	12,000	-	-	-	-	-	12,000
TOTAL		73,000	75,000	-	-	-	-	-	75,000
I. Annual Maintenance & Repair									

(1) General Fund	(3) Private Funding	(5) State/Federal Aid
(2) Municipal Bonds	(4) Enterprise Funds	(6) Other Funding

PROJECT DETAIL

Project Title:	Day Hill Road Pavement Management - Marshall Phelps Rd to Baker Hollow Rd (Design)
Department:	Engineering Department
Description and Purpose:	<p>This project is proposed to address the pavement conditions of Day Hill Road between Marshall Phelps Road and Baker Hollow Road. The scope of this project is a full depth reconstruction of the Marshall Phelps and Day Hill Road intersection and a two inch mill and overlay between Baker Hollow Road and the aforementioned Intersection.</p> 

RECOMMENDED FINANCING

	Source of Funds	Estimated Cost in Current Dollars	Estimated Expenditures by Fiscal Year						
			FY 2026	FY 2027	FY 2028	FY 2029	FY 2030	FY 2031	Six Year Total
A. Planning and Engineering	2	104,000	108,000	-	-	-	-	-	108,000
B. Land and Right of Way		-	-	-	-	-	-	-	-
C. Construction	2	1,560,000		1,687,500	-	-	-	-	1,687,500
D. Equipment		-	-	-	-	-	-	-	-
E. Administration		-	-	-	-	-	-	-	-
F. Other Costs		-	-	-	-	-	-	-	-
G. Bonding	2	40,000	5,000	40,000	-	-	-	-	45,000
H. Contingency	2	334,000	22,000	338,000	-	-	-	-	360,000
TOTAL		2,038,000	135,000	2,065,500	-	-	-	-	2,200,500
I. Annual Maintenance & Repair									
(1) General Fund		(3) Private Funding			(5) State/Federal Aid				
(2) Municipal Bonds		(4) Enterprise Funds			(6) Other Funding				

PROJECT DETAIL

Project Title:	Marshall Phelps Road Rehabilitation - Bloomfield Ave. to Day Hill Rd. (Construction)
Department:	Engineering Department
Description and Purpose:	<p>Marshall Phelps Road is a collector road with many defects. The road is important as it provides access to Route 305 (Bloomfield Avenue), Route 75 (Poquonock Avenue), and Day Hill Road. The proposed project includes approximately 5,900 feet from the intersection with Bloomfield Avenue extending north to the intersection with Day Hill Road.</p> <p>The proposed project consists of the mill and overlay of 2" of pavement along with the replacement of bituminous curbing and replacement of catch basin tops. The proposed rehabilitation also includes restriping of the roadway to accommodate 5-foot wide designated bike lanes with 3-foot painted buffer on both sides of the roadway.</p> <p>The Town has received grant funding for the construction of this project through LOTCIP.</p>



RECOMMENDED FINANCING

	Source of Funds	Estimated Cost in Current Dollars	Estimated Expenditures by Fiscal Year						
			FY 2026	FY 2027	FY 2028	FY 2029	FY 2030	FY 2031	Six Year Total
A. Planning and Engineering		-	-	-	-	-	-	-	-
B. Land and Right of Way		-	-	-	-	-	-	-	-
C. Construction	5	1,085,000	1,128,000	-	-	-	-	-	1,128,000
D. Equipment		-	-	-	-	-	-	-	-
E. Administration		-	-	-	-	-	-	-	-
F. Other Costs	5	108,000	112,600	-	-	-	-	-	112,600
G. Bonding		-	-	-	-	-	-	-	-
H. Contingency	5	109,000	113,000	-	-	-	-	-	113,000
TOTAL		1,302,000	1,353,600	-	-	-	-	-	1,353,600
I. Annual Maintenance & Repair									
(1) General Fund		(3) Private Funding							(5) State/Federal Aid
(2) Municipal Bonds		(4) Enterprise Funds							(6) Other Funding

PROJECT DETAIL

Project Title: Prospect Hill Road Rehabilitation - Day Hill Rd. to Lang Rd. (Construction)

Department: Engineering Department

Description and Purpose:

Prospect Hill Road is a collector road with many defects. The road is important as it provides access to Route 75 (Poquonock Avenue), Day Hill Road, Northwest Park, and the Windsor/Bloomfield landfill. The proposed project includes approximately 5,200 feet from the roundabout at Lang Road extending south to the intersection with Day Hill Road.

The proposed project consists of the mill and overlay of 2" of pavement, replacement of bituminous curbing, replacement of catch basin tops, and construction of a concrete sidewalk. The proposed rehabilitation includes the restriping of the roadway to reduce travel lanes to 11 feet to decrease motorist speed and provide more shoulder width for bicyclists and pedestrians.


The Town has received grant funding for the construction of this project through LOTCIP.



RECOMMENDED FINANCING

	Source of Funds	Estimated Cost in Current Dollars	Estimated Expenditures by Fiscal Year						
			FY 2026	FY 2027	FY 2028	FY 2029	FY 2030	FY 2031	Six Year Total
A. Planning and Engineering		-	-	-	-	-	-	-	-
B. Land and Right of Way		-	-	-	-	-	-	-	-
C. Construction	5	1,339,000	1,393,000	-	-	-	-	-	1,393,000
D. Equipment		-	-	-	-	-	-	-	-
E. Administration		-	-	-	-	-	-	-	-
F. Other Costs	5	134,000	139,600	-	-	-	-	-	139,600
G. Bonding		-	-	-	-	-	-	-	-
H. Contingency	5	134,000	139,000	-	-	-	-	-	139,000
TOTAL		1,607,000	1,671,600	-	-	-	-	-	1,671,600
I. Annual Maintenance & Repair									
(1) General Fund		(3) Private Funding							(5) State/Federal Aid
(2) Municipal Bonds		(4) Enterprise Funds							(6) Other Funding

PROJECT DETAIL

Project Title:	Day Hill Road Pedestrian Circulation Enhancements - Marshall Phelps to Helmsford Way (Design & Construction)		
Department:	Engineering / Planning		
Description and Purpose:	<div><p>This project provides joggers, walkers and bikers with a safe pedestrian travel route and safe places to wait for public transportation. This system will especially be needed as traffic increases at this busy arterial road. The sidewalk system will make the main office/industrial/corporate area more attractive for high quality economic development and will be a great amenity for nearby neighborhoods.</p><p>The plan provides for a 10-foot wide multi-use path along Day Hill Road with 5-foot concrete sidewalks along adjacent intersecting roadways. This phase includes a 10-foot wide multi-use path on Day Hill Road from Marshall Phelps Rd to Helmsford Way.</p></div> <div></div>		

RECOMMENDED FINANCING

	Source of Funds	Estimated Cost in Current Dollars	Estimated Expenditures by Fiscal Year						
			FY 2026	FY 2027	FY 2028	FY 2029	FY 2030	FY 2031	Six Year Total
A. Planning and Engineering	6	38,000	40,000	-	-	-	-	-	40,000
B. Land and Right of Way		-	-	-	-	-	-	-	-
C. Construction	6	174,000	181,000	-	-	-	-	-	181,000
D. Equipment		-	-	-	-	-	-	-	-
E. Administration		-	-	-	-	-	-	-	-
F. Other Costs		-	-	-	-	-	-	-	-
G. Bonding		-	-	-	-	-	-	-	-
H. Contingency	6	42,000	44,000	-	-	-	-	-	44,000
TOTAL		254,000	265,000	-	-	-	-	-	265,000
I. Annual Maintenance & Repair									
(1) General Fund		(3) Private Funding	(5) State/Federal Aid						
(2) Municipal Bonds		(4) Enterprise Funds	(6) Other Funding						

PROJECT DETAIL

Project Title: Pedestrian Bridge Improvements & Replacement Program	
Department: Recreation and Leisure Services / Engineering	
Description and Purpose: In 2025, the Town of Windsor procured the services of a structural engineering firm to perform an assessment of Town-owned pedestrian bridges and make recommendations for necessary repairs and replacement. This project phase includes replacement of the pedestrian bridge at Custer Park, including the removal of the existing structure and replacement with a new prefabricated steel truss and decking.	
Wilson Park Bridge Repair	\$20,000
Sharshon Park Bridge Repair	\$25,000
River Trail Bridge Repair	\$75,000
Stroh Park Bridge Repair	\$75,000
Custer Park Bridge Replacement	<u>\$250,000</u>
	\$445,000



RECOMMENDED FINANCING

	Source of Funds	Estimated Cost in Current Dollars	Estimated Expenditures by Fiscal Year						
			FY 2026	FY 2027	FY 2028	FY 2029	FY 2030	FY 2031	Six Year Total
A. Planning and Engineering		-	-	-	-	-	-	-	-
B. Land and Right of Way		-	-	-	-	-	-	-	-
C. Construction	2,6	436,000	380,000	-	-	83,000	-	-	463,000
D. Equipment		-	-	-	-	-	-	-	-
E. Administration		19,000	20,000	-	-	-	-	-	20,000
F. Other Costs		-	-	-	-	-	-	-	-
G. Bonding	2	5,000	5,000	-	-	-	-	-	5,000
H. Contingency	2,6	53,000	40,000	-	-	17,000	-	-	57,000
TOTAL		513,000	445,000	-	-	100,000	-	-	545,000
I. Annual Maintenance & Repair									

(1) General Fund

(3) Private Funding

(5) State/Federal Aid

(2) Municipal Bonds

(4) Enterprise Funds

(6) Other Funding

PROJECT DETAIL

Project Title: **Broad Street Traffic Calming Project**

Department: **Planning / Engineering**

Description and Purpose:

As proposed in the Windsor Center Transit-Oriented Development Master Plan and Redevelopment Strategy Study, this project seeks to reduce the two lanes of travel through Windsor Center into one lane of travel while maintaining circulation and traffic capacities, otherwise known as a "Road Diet". The overall goal is to reshape Windsor Center to become more pedestrian friendly. In doing so, reconfiguring Broad Street in Windsor Center will support local businesses by slowing down traffic, adding on-street parking, and creating a friendly and safe environment for pedestrians. No roundabouts are included in this revised scope.

Design began in FY21. Construction estimate based on preliminary plans.



RECOMMENDED FINANCING

	Source of Funds	Estimated Cost in Current Dollars	Estimated Expenditures by Fiscal Year						
			FY 2026	FY 2027	FY 2028	FY 2029	FY 2030	FY 2031	Six Year Total
A. Planning and Engineering		-	-	-	-	-	-	-	-
B. Land and Right of Way		-	-	-	-	-	-	-	-
C. Construction	2,5	2,550,000	2,550,000	-	-	-	-	-	2,550,000
D. Equipment		-	-	-	-	-	-	-	-
E. Administration		-	-	-	-	-	-	-	-
F. Other Costs	2,5	215,000	215,000	-	-	-	-	-	215,000
G. Bonding	2, 5	65,000	65,000	-	-	-	-	-	65,000
H. Contingency	2,5	400,000	400,000	-	-	-	-	-	400,000
TOTAL		3,230,000	3,230,000	-	-	-	-	-	3,230,000
I. Annual Maintenance & Repair									
(1) General Fund		(3) Private Funding							(5) State/Federal Aid
(2) Municipal Bonds		(4) Enterprise Funds							(6) Other Funding

PROJECT DETAIL

Project Title: Athletic Field Master Plan Improvements - Sharshon Park Improvements (Construction)

Department: Recreation and Leisure Services / Engineering

Description and Purpose:

In 2013, the Town of Windsor completed an Athletic Field Master Plan of town-wide field facilities that was subsequently accepted and approved by Town Council. The master plan recommended necessary improvements to various athletic fields in town. The recommendation provided a multi-year phased approach.

This project phase includes improvements to the west fields at Sharshon Park including regrading and sodding fields, drainage improvements, addition of a multi-use field and a second basketball court and ADA parking.




RECOMMENDED FINANCING

	Source of Funds	Estimated Cost in Current Dollars	Estimated Expenditures by Fiscal Year						
			FY 2026	FY 2027	FY 2028	FY 2029	FY 2030	FY 2031	Six Year Total
A. Planning and Engineering		-	-	-	-	-	-	-	-
B. Land and Right of Way		-	-	-	-	-	-	-	-
C. Construction	2	548,000	570,000	-	-	-	-	-	570,000
D. Equipment		-	-	-	-	-	-	-	-
E. Administration		-	-	-	-	-	-	-	-
F. Other Costs		-	-	-	-	-	-	-	-
G. Bonding	2	10,000	10,000	-	-	-	-	-	10,000
H. Contingency	2	110,000	114,000	-	-	-	-	-	114,000
TOTAL		668,000	694,000	-	-	-	-	-	694,000
I. Annual Maintenance & Repair									

(1) General Fund	(3) Private Funding	(5) State/Federal Aid
(2) Municipal Bonds	(4) Enterprise Funds	(6) Other Funding

PROJECT DETAIL

Project Title: Town Facility Improvements - Veterans Pool (Concept Design)									
Department: Recreation and Leisure Services / Facilities									
Description and Purpose:									
<p>In 2016, an assessment of the three outdoor pools was completed. The results of the assessment recommended total replacement of Veterans Pool. The project will replace the pool basin, add swim lane markers, replace decking, fencing, piping, and the filtration system.</p>									
RECOMMENDED FINANCING									
	Source of Funds	Estimated Cost in Current Dollars	Estimated Expenditures by Fiscal Year						
			FY 2026	FY 2027	FY 2028	FY 2029	FY 2030	FY 2031	Six Year Total
A. Planning and Engineering	6	296,000	108,000	208,000	-	-	-	-	316,000
B. Land and Right of Way		-	-	-	-	-	-	-	-
C. Construction	2	2,737,000	-	-	3,079,000	-	-	-	3,079,000
D. Equipment		-	-	-	-	-	-	-	-
E. Administration		-	-	-	-	-	-	-	-
F. Other Costs		-	-	-	-	-	-	-	-
G. Bonding	2	50,000	-	-	55,000	-	-	-	55,000
H. Contingency	2,6	608,000	22,000	42,000	616,000	-	-	-	680,000
TOTAL		3,691,000	130,000	250,000	3,750,000	-	-	-	4,130,000
I. Annual Maintenance & Repair									
(1) General Fund		(3) Private Funding	(5) State/Federal Aid						
(2) Municipal Bonds		(4) Enterprise Funds	(6) Other Funding						

PROJECT DETAIL

Project Title: **Public Safety Equipment Fund - Poquonock Fire Station - Ladder Truck 2 Replacement**

Department: **Safety Services**

Description and Purpose:


The current ladder truck is a 1997 Pierce vehicle. This vehicle protects the entire town and is located at the Poquonock Firehouse. This vehicle responds to more than 500 calls annually. The vehicle is used for both rescue and firefighting purposes. To maintain both fire protection and ISO standards, this vehicle will need to be replaced with a like vehicle. The replacement vehicle would need to have a reach of 105' in a straight ladder design.



RECOMMENDED FINANCING

	Source of Funds	Estimated Cost in Current Dollars	Estimated Expenditures by Fiscal Year						
			FY 2026	FY 2027	FY 2028	FY 2029	FY 2030	FY 2031	Six Year Total
A. Planning and Engineering		-	-	-	-	-	-	-	-
B. Land and Right of Way		-	-	-	-	-	-	-	-
C. Construction		-	-	-	-	-	-	-	-
D. Equipment	1,2,6	2,000,000	2,100,000	-	-	-	-	-	2,100,000
E. Administration		-	-	-	-	-	-	-	-
F. Other Costs	1,2,6	125,000	131,250	-	-	-	-	-	131,250
G. Bonding	1,2,6	35,000	35,000	-	-	-	-	-	35,000
H. Contingency	1,2,6	212,500	223,750	-	-	-	-	-	223,750
TOTAL		2,372,500	2,490,000	-	-	-	-	-	2,490,000
I. Annual Maintenance & Repair									
(1) General Fund	(3) Private Funding		(5) State/Federal Aid						
(2) Municipal Bonds	(4) Enterprise Funds		(6) Other Funding						


PROJECT DETAIL

Project Title:	BOE - LP Wilson Main Hallway Restroom Renovation (Construction)
Department:	Board of Education
Description and Purpose:	<p>The Womens and Mens restrooms are original to the building, 1959. They are not currently code compliant to ADA regulations and existing facility occupancy codes. The work for this project would include; a complete demo of existing area, install new plumbing, electric as required, ceiling, wall and flooring finishes, and new HVAC systems for this area.</p> 


RECOMMENDED FINANCING

	Source of Funds	Estimated Cost in Current Dollars	Estimated Expenditures by Fiscal Year						
			FY 2026	FY 2027	FY 2028	FY 2029	FY 2030	FY 2031	Six Year Total
A. Planning and Engineering		-	-	-	-	-	-	-	-
B. Land and Right of Way		-	-	-	-	-	-	-	-
C. Construction	2	697,000	725,000	-	-	-	-	-	725,000
D. Equipment		-	-	-	-	-	-	-	-
E. Administration		-	-	-	-	-	-	-	-
F. Other Costs		-	-	-	-	-	-	-	-
G. Bonding	2	10,000	10,000	-	-	-	-	-	10,000
H. Contingency	2	139,000	145,000	-	-	-	-	-	145,000
TOTAL		846,000	880,000	-	-	-	-	-	880,000
F. Annual Maintenance & Repair									-
(1) General Fund	(3) Private Funding		(5) State/Federal Aid						
(2) Municipal Bonds	(4) Enterprise Funds		(6) Other Funding						

PROJECT DETAIL

Project Title: Clover Street School Roof Replacement (Construction)									
Department: Board of Education									
Description and Purpose:									
<p>The existing roofs at Clover Street School were installed in 1995 and 1997. The following roof sections A, B, C, D, F, H, L, M, N, O, and P are made of a Sarnafil thermoplastic membrane type. These roof sections cover all classrooms, hallways, library, and Cafetorium and total 45,500 sq. ft. The warranties have expired on all of these sections. Currently there are minor leaks in section B. This project would include the complete removal of the existing roofs in these areas and the installation of a new type based on the new state school codes.</p>									
RECOMMENDED FINANCING									
	Source of Funds	Estimated Cost in Current Dollars	Estimated Expenditures by Fiscal Year						
			FY 2026	FY 2027	FY 2028	FY 2029	FY 2030	FY 2031	Six Year Total
A. Planning and Engineering		-	-	-	-	-	-	-	-
B. Land and Right of Way		-	-	-	-	-	-	-	-
C. Construction	2,5	1,913,000	1,989,000	-	-	-	-	-	1,989,000
D. Equipment		-	-	-	-	-	-	-	-
E. Administration		-	-	-	-	-	-	-	-
F. Other Costs		-	-	-	-	-	-	-	-
G. Bonding	2,5	35,000	35,000	-	-	-	-	-	35,000
H. Contingency	2,5	383,000	398,000	-	-	-	-	-	398,000
TOTAL		2,331,000	2,422,000	-	-	-	-	-	2,422,000
F. Annual Maintenance & Repair									
(1) General Fund		(3) Private Funding		(5) State/Federal Aid					
(2) Municipal Bonds		(4) Enterprise Funds		(6) Other Funding					

PROJECT DETAIL

Project Title:	Oliver Ellsworth School Building Envelope Project
Department:	Board of Education
Description and Purpose:	
<p>Oliver Ellsworth School was constructed in 1971. A study was performed to evaluate the building envelope. Findings indicated deficiencies that would lead to air infiltration which would contribute to humidity levels in the building. Work includes roof to wall transitions, external wall penetrations, roof drain, vent pipes, other roof penetrations, windows, doors, cealant perimeter, roofing expansion joints, building insulation, and building air barriers.</p>	

RECOMMENDED FINANCING

	Source of Funds	Estimated Cost in Current Dollars	Estimated Expenditures by Fiscal Year						
			FY 2026	FY 2027	FY 2028	FY 2029	FY 2030	FY 2031	Six Year Total
A. Planning and Engineering	2	247,000	257,000	-	-	-	-	-	257,000
B. Land and Right of Way		-	-	-	-	-	-	-	-
C. Construction	2	1,282,000	1,333,000	-	-	-	-	-	1,333,000
D. Equipment		-	-	-	-	-	-	-	-
E. Administration		-	-	-	-	-	-	-	-
F. Other Costs		-	-	-	-	-	-	-	-
G. Bonding	2	40,000	40,000	-	-	-	-	-	40,000
H. Contingency	2	306,000	318,000	-	-	-	-	-	318,000
TOTAL		1,875,000	1,948,000	-	-	-	-	-	1,948,000
F. Annual Maintenance & Repair									

(1) General Fund	(3) Private Funding	(5) State/Federal Aid
(2) Municipal Bonds	(4) Enterprise Funds	(6) Other Funding

PROJECT DETAIL

Project Title: **Poquonock Elementary School - Boilers Removal**

Department: **Board of Education**

Description and Purpose:

The original steam boilers from 1947 were abandoned in place during the building's HVAC renovation in 2010 due to budget's constraints. The existing boilers were installed during the first phase of the HVAC renovation and are now at the end of their useful life expectancy. High cost repairs have been done to the existing boilers over the past three years. Due to the limited space in the boiler room and the physical size of the available replacement boilers this project needs to start by removing the abandoned boilers. Past tests have confirmed the existence of asbestos containing materials and further testing may be required during the demolition process.



RECOMMENDED FINANCING

	Source of Funds	Estimated Cost in Current Dollars	Estimated Expenditures by Fiscal Year						
			FY 2026	FY 2027	FY 2028	FY 2029	FY 2030	FY 2031	Six Year Total
A. Planning and Engineering		-	-	-	-	-	-	-	-
B. Land and Right of Way		-	-	-	-	-	-	-	-
C. Construction	2	305,000	317,000	-	-	-	-	-	317,000
D. Equipment		-	-	-	-	-	-	-	-
E. Administration		-	-	-	-	-	-	-	-
F. Other Costs		-	-	-	-	-	-	-	-
G. Bonding	2	5,000	5,000	-	-	-	-	-	5,000
H. Contingency	2	61,000	63,000	-	-	-	-	-	63,000
TOTAL		371,000	385,000	-	-	-	-	-	385,000
I. Annual Maintenance & Repair									

(1) General Fund

(3) Private Funding

(5) State/Federal Aid

(2) Municipal Bonds

(4) Enterprise Funds

(6) Other Funding

PROJECT DETAIL

Project Title: **Poquonock Elementary School Boiler Replacements (Design)**

Department: **Board of Education**

Description and Purpose:

The existing Poquonock Elementary School boilers are reaching their expected fifteen year lifespan. They have need significant repairs to maintain them these last few years. Due to their age, there is a potential for a major boiler failure or leak which would result in a loss of heat to the school as there is redundancy between the three boilers. The original boilers were not removed from when replacements were installed. Removing them would create sufficient space for the replacements as the current boilers have reached the end of there life.



RECOMMENDED FINANCING

	Source of Funds	Estimated Cost in Current Dollars	Estimated Expenditures by Fiscal Year						
			FY 2026	FY 2027	FY 2028	FY 2029	FY 2030	FY 2031	Six Year Total
A. Planning and Engineering	6	63,000	65,000	-	-	-	-	-	65,000
B. Land and Right of Way		-	-	-	-	-	-	-	-
C. Construction	2	1,159,000	-	1,254,000	-	-	-	-	1,254,000
D. Equipment		-	-	-	-	-	-	-	-
E. Administration		-	-	-	-	-	-	-	-
F. Other Costs		-	-	-	-	-	-	-	-
G. Bonding	2	20,000	-	20,000	-	-	-	-	20,000
H. Contingency	2	232,000	-	251,000	-	-	-	-	251,000
TOTAL		1,474,000	65,000	1,525,000	-	-	-	-	1,590,000
I. Annual Maintenance & Repair									

(1) General Fund

(3) Private Funding


(5) State/Federal Aid

(2) Municipal Bonds

(4) Enterprise Funds

(6) Other Funding

PROJECT DETAIL

Project Title:	Windsor High School HVAC Systems Replacement Project (Design & Construction)
Department:	Board of Education
Description and Purpose:	 <p>The three existing boilers, domestic hot water heating systems and water chillers were installed in 2004. This project contains replacing the three boilers with new high-efficiency gas-fired low-condensing boilers, installing high-efficiency heating hot water systems and high-efficiency water chillers. This project will complete the replacement of the HVAC systems at the High School. Replace 9 AHUs.</p>


RECOMMENDED FINANCING

	Source of Funds	Estimated Cost in Current Dollars	Estimated Expenditures by Fiscal Year						
			FY 2026	FY 2027	FY 2028	FY 2029	FY 2030	FY 2031	Six Year Total
A. Planning and Engineering	2, 6	250,000	260,000	-	-	-	-	-	260,000
B. Land and Right of Way		-	-	-	-	-	-	-	-
C. Construction	2	2,813,000	2,925,000	-	-	-	-	-	2,925,000
D. Equipment		-	-	-	-	-	-	-	-
E. Administration		-	-	-	-	-	-	-	-
F. Other Costs		-	-	-	-	-	-	-	-
G. Bonding	2	45,000	45,000	-	-	-	-	-	45,000
H. Contingency	2	563,000	585,000	-	-	-	-	-	585,000
TOTAL		3,671,000	3,815,000	-	-	-	-	-	3,815,000
F. Annual Maintenance & Repair									
(1) General Fund		(3) Private Funding				(5) State/Federal Aid			
(2) Municipal Bonds		(4) Enterprise Funds				(6) Other Funding			

Project Details

Fiscal Year 2027


PROJECT DETAIL

Project Title:	Pavement Management Program
Department:	Engineering
Description and Purpose:	<p>The Pavement Management Program is a component of the asset management effort for town-owned roadways involving street paving, cold in-place asphalt recycling, thin overlays, microsurfacing, and pavement preventative maintenance (such as crack sealing). The main sources of funding for this work are: the state Local Capital Improvement Program (LoCIP) grant and the General Fund.</p> <p>The funding levels listed below assumes a state LoCIP grant amount of \$180,000 in each fiscal year. The level of funding shown below would provide for these major street repair improvements to be performed on streets on a 25-year schedule.</p>
	

RECOMMENDED FINANCING

	Source of Funds	Estimated Cost in Current Dollars	Estimated Expenditures by Fiscal Year						
			FY 2026	FY 2027	FY 2028	FY 2029	FY 2030	FY 2031	Six Year Total
A. Planning and Engineering		-	-	-	-	-	-	-	-
B. Land and Right of Way		-	-	-	-	-	-	-	-
C. Construction	1, 5	6,431,000	1,025,000	1,085,000	1,180,000	1,200,000	1,265,000	1,680,000	7,435,000
D. Equipment		-	-	-	-	-	-	-	-
E. Administration		-	-	-	-	-	-	-	-
F. Other Costs		-	-	-	-	-	-	-	-
G. Bonding		-	-	-	-	-	-	-	-
H. Contingency		-	-	-	-	-	-	-	-
TOTAL		6,431,000	1,025,000	1,085,000	1,180,000	1,200,000	1,265,000	1,680,000	7,435,000
I. Annual Maintenance & Repair									
(1) General Fund		(3) Private Funding			(5) State/Federal Aid				
(2) Municipal Bonds		(4) Enterprise Funds			(6) Other Funding				


PROJECT DETAIL

Project Title:	Sidewalk & Curb Replacement
Department:	Engineering
Description and Purpose:	<p>This recurring CIP project includes the repair of small sections of sidewalk and curbing and the replacement of curb ramps. Funding is used for repairs of small sections and does not include the replacement of large segments of sidewalks encompassing entire blocks of streets nor the installation of new sidewalks. It is anticipated that this work will continue on an annual basis. The town's existing sidewalk network (462,000 linear feet) was valued at \$19.8 million in 2019. With an average re-investment of \$196,000 per year (as shown below) approximately 6,000 linear feet, which is about 1.3% of the total linear feet in the town's network, will be completed each year.</p> 

RECOMMENDED FINANCING

	Source of Funds	Estimated Cost in Current Dollars	Estimated Expenditures by Fiscal Year						
			FY 2026	FY 2027	FY 2028	FY 2029	FY 2030	FY 2031	Six Year Total
A. Planning and Engineering		-	-	-	-	-	-	-	-
B. Land and Right of Way		-	-	-	-	-	-	-	-
C. Construction	1	1,166,000	150,000	200,000	225,000	250,000	250,000	275,000	1,350,000
D. Equipment		-	-	-	-	-	-	-	-
E. Administration		-	-	-	-	-	-	-	-
F. Other Costs		-	-	-	-	-	-	-	-
G. Bonding		-	-	-	-	-	-	-	-
H. Contingency		-	-	-	-	-	-	-	-
TOTAL		1,166,000	150,000	200,000	225,000	250,000	250,000	275,000	1,350,000
I. Annual Maintenance & Repair									
(1) General Fund	(3) Private Funding		(5) State/Federal Aid						
(2) Municipal Bonds	(4) Enterprise Funds		(6) Other Funding						


PROJECT DETAIL

Project Title:	Pavement Resurfacing at Town Facilities and Schools
Department:	Engineering
Description and Purpose:	<div style="display: flex; align-items: flex-start;"> <div style="flex: 1;"> <p>The paved driveways and parking areas at several town facilities and schools are in fair to poor condition. As such, actions need to be taken to improve these pavement areas. These facilities and schools receive many visitors and students every day, including senior citizens. As these pavements deteriorate, they become hazardous and potential liabilities to the town. The driveways and parking areas need to be resurfaced (paved), reclaimed or reconstructed, depending on their condition. Further, drainage improvements need to be undertaken at some sites to deal with standing water and icing.</p> </div> <div style="flex: 1; text-align: center;">  </div> </div>

RECOMMENDED FINANCING

	Source of Funds	Estimated Cost in Current Dollars	Estimated Expenditures by Fiscal Year						
			FY 2026	FY 2027	FY 2028	FY 2029	FY 2030	FY 2031	Six Year Total
A. Planning and Engineering		-	-	-	-	-	-	-	-
B. Land and Right of Way		-	-	-	-	-	-	-	-
C. Construction	2	927,000	-	295,000	-	312,000	-	490,000	1,097,000
D. Equipment		-	-	-	-	-	-	-	-
E. Administration		-	-	-	-	-	-	-	-
F. Other Costs		-	-	-	-	-	-	-	-
G. Bonding	2	15,000	-	5,000	-	5,000	-	10,000	20,000
H. Contingency		-	-	-	-	-	-	-	-
TOTAL		942,000	-	300,000	-	317,000	-	500,000	1,117,000
I. Annual Maintenance & Repair									
(1) General Fund		(3) Private Funding			(5) State/Federal Aid				
(2) Municipal Bonds		(4) Enterprise Funds			(6) Other Funding				

PROJECT DETAIL


Project Title: Fleet and Public Works Equipment Replacement	
Department: Public Works	
Description and Purpose:	
<p>The purpose of this request is to replace town fleet vehicles and large Public Works equipment that have outlived their useful lives. Such Public Works vehicles typically have a useful life of 12-15 years. A vehicle and equipment replacement schedule has been developed. This includes dump trucks/snow plows and payloaders. The large vehicles and equipment planned for replacement are/will be from 17 to 30 years old when replaced. In addition, smaller vehicles to meet the needs of other departments will also be acquired to replace older cars and other vehicles.</p>	

RECOMMENDED FINANCING

	Source of Funds	Estimated Cost in Current Dollars	Estimated Expenditures by Fiscal Year						
			FY 2026	FY 2027	FY 2028	FY 2029	FY 2030	FY 2031	Six Year Total
A. Planning and Engineering		-	-	-	-	-	-	-	-
B. Land and Right of Way		-	-	-	-	-	-	-	-
C. Construction		-	-	-	-	-	-	-	-
D. Equipment	1	4,621,000	850,000	850,000	875,000	900,000	900,000	925,000	5,300,000
E. Administration		-	-	-	-	-	-	-	-
F. Other Costs		-	-	-	-	-	-	-	-
G. Bonding		-	-	-	-	-	-	-	-
H. Contingency		-	-	-	-	-	-	-	-
TOTAL		4,621,000	850,000	850,000	875,000	900,000	900,000	925,000	5,300,000
I. Annual Maintenance & Repair									

(1) General Fund	(3) Private Funding	(5) State/Federal Aid
(2) Municipal Bonds	(4) Enterprise Funds	(6) Other Funding

PROJECT DETAIL

Project Title: River Street - Repair Culvert and Stream Bed (Construction)	
Department: Public Works / Engineering	
Description and Purpose: <p>The culvert carrying a stream under River Street near Strawberry Hill is a large 72 inch asphalt-coated corrugated metal pipe which was installed in the 1970's. It is showing signs of corrosion. Additionally, the pipe is over 50% blocked at the outlet of the culvert. The downstream drainage area has filled with sand/silt over the years, such that the stream is not evident. It is proposed to clear the pipe, line it with polyethylene, and dredge the downstream area to Old River Street.</p>	

RECOMMENDED FINANCING

	Source of Funds	Estimated Cost in Current Dollars	Estimated Expenditures by Fiscal Year						
			FY 2026	FY 2027	FY 2028	FY 2029	FY 2030	FY 2031	Six Year Total
A. Planning and Engineering		-	-	-	-	-	-	-	-
B. Land and Right of Way		-	-	-	-	-	-	-	-
C. Construction	2	532,000	-	575,000	-	-	-	-	575,000
D. Equipment		-	-	-	-	-	-	-	-
E. Administration		-	-	-	-	-	-	-	-
F. Other Costs	2	39,000	-	41,900	-	-	-	-	41,900
G. Bonding	2	10,000		10,000	-	-	-	-	10,000
H. Contingency	2	115,000	-	124,000	-	-	-	-	124,000
TOTAL		696,000	-	750,900	-	-	-	-	750,900
I. Annual Maintenance & Repair									
<div style="display: flex; justify-content: space-between;"> (1) General Fund (3) Private Funding (5) State/Federal Aid </div> <div style="display: flex; justify-content: space-between;"> (2) Municipal Bonds (4) Enterprise Funds (6) Other Funding </div>									

PROJECT DETAIL

Project Title: **Millbrook Enhancement Project - Stream Stabilization (Construction)**

Department: **Engineering**

Description and Purpose:

The Mill Brook Open Space, located at 147 Pigeon Hill Road, was purchased by the Town in 2018. Over the decades, the brook has experienced erosion and scouring of its banks. This project includes dredging and cleaning out of the stream to reduce the possibility of further erosion. The scope will also look at the walking trails that go through the open space.



RECOMMENDED FINANCING

	Source of Funds	Estimated Cost in Current Dollars	Estimated Expenditures by Fiscal Year						
			FY 2026	FY 2027	FY 2028	FY 2029	FY 2030	FY 2031	Six Year Total
A. Planning and Engineering		-	-	-	-	-	-	-	-
B. Land and Right of Way		-	-	-	-	-	-	-	-
C. Construction	2	732,000	-	792,000	-	-	-	-	792,000
D. Equipment		-	-	-	-	-	-	-	-
E. Administration		-	-	-	-	-	-	-	-
F. Other Costs		-	-	-	-	-	-	-	-
G. Bonding	2	10,000	-	10,000	-	-	-	-	10,000
H. Contingency	2	86,000	-	93,000	-	-	-	-	93,000
TOTAL		828,000	-	895,000	-	-	-	-	895,000
I. Annual Maintenance & Repair									

(1) General Fund

(3) Private Funding


(5) State/Federal Aid

(2) Municipal Bonds

(4) Enterprise Funds

(6) Other Funding

PROJECT DETAIL

Project Title:	Pheasant Run Drainage Improvements (Design & Construction)
Department:	Engineering
Description and Purpose:	<p>Pheasant Run, off of Lang Road, has experienced years of flooding due to poor drainage. This proposed project includes a 2" mill and overlay, the addition of curbing and the replacement of catch basin tops. The project also includes the addition of two dry wells to alleviate flooding of the road as well as some tree clearing.</p> 

RECOMMENDED FINANCING

	Source of Funds	Estimated Cost in Current Dollars	Estimated Expenditures by Fiscal Year						
			FY 2026	FY 2027	FY 2028	FY 2029	FY 2030	FY 2031	Six Year Total
A. Planning and Engineering	2	37,000	-	40,000	-	-	-	-	40,000
B. Land and Right of Way		-	-	-	-	-	-	-	-
C. Construction	2	96,000	-	104,000	-	-	-	-	104,000
D. Equipment		-	-	-	-	-	-	-	-
E. Administration		-	-	-	-	-	-	-	-
F. Other Costs	2	11,000	-	12,000	-	-	-	-	12,000
G. Bonding	2	10,000	-	10,000	-	-	-	-	10,000
H. Contingency	2	28,000	-	30,000	-	-	-	-	30,000
TOTAL		182,000	-	196,000	-	-	-	-	196,000
I. Annual Maintenance & Repair									
(1) General Fund		(3) Private Funding			(5) State/Federal Aid				
(2) Municipal Bonds		(4) Enterprise Funds			(6) Other Funding				

PROJECT DETAIL

Project Title: **Luddy House Fire Sprinkler Protection**

Department: **Public Works**

Description and Purpose

Currently the Luddy House does not have fire sprinkler protection. This project would include design, site trenching for water line, and installation of complete fire protection sprinklers for all floors of the Luddy House. Recommended by town Fire Marshal.



RECOMMENDED FINANCING

	Source of Funds	Estimated Cost in Current Dollars	Estimated Expenditures by Fiscal Year						
			FY 2026	FY 2027	FY 2028	FY 2029	FY 2030	FY 2031	Six Year Total
A. Planning and Engineering	6	16,000	-	16,000	-	-	-	-	16,000
B. Land and Right of Way		-	-	-	-	-	-	-	-
C. Construction	6	73,000	-	73,000	-	-	-	-	73,000
D. Equipment		-	-	-	-	-	-	-	-
E. Administration		-	-	-	-	-	-	-	-
F. Other Costs		-	-	-	-	-	-	-	-
G. Bonding		-	-	-	-	-	-	-	-
H. Contingency	6	18,000	-	18,000	-	-	-	-	18,000
TOTAL		107,000	-	107,000	-	-	-	-	107,000
F. Annual Maintenance & Repair									
(1) General Fund	(3) Private Funding		(5) State/Federal Aid						
(2) Municipal Bonds	(4) Enterprise Funds		(6) Other Funding						

PROJECT DETAIL

Project Title: Windsor Main Library HVAC Roof Top Unit Replacement (Construction)

Department: Public Works

Description and Purpose:

These units were installed in 2005 and are approaching their end of life cycle. These two 20 ton units use refrigerant R-22, which for environmental reasons, is no longer produced, which adds costs to repairs. This project would entail removing the existing units, installing adapt curbs, and new units of same capacity. Reconnect electrical, piping, and control wiring.



RECOMMENDED FINANCING

	Source of Funds	Estimated Cost in Current Dollars	Estimated Expenditures by Fiscal Year						
			FY 2026	FY 2027	FY 2028	FY 2029	FY 2030	FY 2031	Six Year Total
A. Planning and Engineering	1	29,000	30,000	-	-	-	-	-	30,000
B. Land and Right of Way		-	-	-	-	-	-	-	-
C. Construction	2	355,000	-	384,000	-	-	-	-	384,000
D. Equipment		-	-	-	-	-	-	-	-
E. Administration		-	-	-	-	-	-	-	-
F. Other Costs		-	-	-	-	-	-	-	-
G. Bonding	2	5,000	-	5,000	-	-	-	-	5,000
H. Contingency	2	71,000	-	77,000	-	-	-	-	77,000
TOTAL		460,000	30,000	466,000	-	-	-	-	496,000
F. Annual Maintenance & Repair									

(1) General Fund

(3) Private Funding

(5) State/Federal Aid

(2) Municipal Bonds

(4) Enterprise Funds

(6) Other Funding

PROJECT DETAIL

Project Title: **Wilson Branch Library Roof Replacement (Construction)**

Department: **Public Works**

Description and Purpose


The existing roof at Wilson Branch Library was installed in 1995. The roof type is currently built up bituminous type. The granules on the granulated top cap sheets are washing off, causing the system to lose its UV protection. This is causing UV degradation allowing alligating and crazing to develop. The existing roof completely removed and replaced with built-up bituminous roofing with 20 year warranty.



RECOMMENDED FINANCING

	Source of Funds	Estimated Cost in Current Dollars	Estimated Expenditures by Fiscal Year						
			FY 2026	FY 2027	FY 2028	FY 2029	FY 2030	FY 2031	Six Year Total
A. Planning and Engineering	1	26,000	25,000	-	-	-	-	-	25,000
B. Land and Right of Way		-	-	-	-	-	-	-	0
C. Construction	1	208,000	-	208,000	-	-	-	-	208,000
D. Equipment		-	-	-	-	-	-	-	0
E. Administration		-	-	-	-	-	-	-	0
F. Other Costs		-	-	-	-	-	-	-	0
G. Bonding	1	5,000	-	5,000	-	-	-	-	5,000
H. Contingency	1	31,000	-	42,000	-	-	-	-	42,000
TOTAL		270,000	25,000	255,000	-	-	-	-	280,000
F. Annual Maintenance & Repair									
(1) General Fund	(3) Private Funding		(5) State/Federal Aid						
(2) Municipal Bonds	(4) Enterprise Funds		(6) Other Funding						

PROJECT DETAIL

Project Title: Poquonock Firehouse HVAC Replacement									
Department: Public Works									
Description and Purpose:									
The Poquonock Firehouse HVAC systems were replaced in 1996. Currently the HVAC equipment is 29 years old. The annual operation costs to keep equipment operating is increasing each year. Replacing this existing equipment with high-efficiency equipment will lower operating costs. All HVAC controls will be replaced with Automated Logic DDC controls. There will be the replacement of two roof top units-one ten ton and one five ton-to variable speed high efficiency models, HVAC system design costs, and the replacements of five zone dampers with variable air volume boxes.									
RECOMMENDED FINANCING									
	Source of Funds	Estimated Cost in Current Dollars	Estimated Expenditures by Fiscal Year						
			FY 2026	FY 2027	FY 2028	FY 2029	FY 2030	FY 2031	Six Year Total
A. Planning and Engineering	6	40,000	-	43,000	-	-	-	-	43,000
B. Land and Right of Way		-	-	-	-	-	-	-	-
C. Construction	1, 6	597,000	-	-	672,000	-	-	-	672,000
D. Equipment		-	-	-	-	-	-	-	-
E. Administration		-	-	-	-	-	-	-	-
F. Other Costs		-	-	-	-	-	-	-	-
G. Bonding		-	-	-	-	-	-	-	-
H. Contingency	1, 6	65,000	-	5,000	68,000	-	-	-	73,000
TOTAL		702,000	-	48,000	740,000	-	-	-	788,000
F. Annual Maintenance & Repair				500	500	500	500	500	2500
(1) General Fund		(3) Private Funding	(5) State/Federal Aid						
(2) Municipal Bonds		(4) Enterprise Funds	(6) Other Funding						

PROJECT DETAIL

Project Title: **Day Hill Road Pedestrian Circulation Enhancements - Old Day Hill Road (Design)**

Department: **Engineering**

Description and Purpose:

This project provides joggers, walkers, and bikers with a safe pedestrian travel route and safe places to wait for public transportation. This system will especially be needed as traffic increases at this busy arterial road. The sidewalk system will make the main office/industrial/corporate area more attractive for high quality economic development and will be a great amenity for nearby neighborhoods.

The plan provides for a 10-foot wide multi-use path along Day Hill Road with 5-foot concrete sidewalks along adjacent intersecting roadways. The proposed section on Old Day Hill Road extends from Northfield Drive to Old Day Hill Road.



RECOMMENDED FINANCING

	Source of Funds	Estimated Cost in Current Dollars	Estimated Expenditures by Fiscal Year						
			FY 2026	FY 2027	FY 2028	FY 2029	FY 2030	FY 2031	Six Year Total
A. Planning and Engineering	2, 6	45,000	-	22,000	-	-	30,500	-	52,500
B. Land and Right of Way		-	-	-	-	-	-	-	-
C. Construction	2	231,000	-	-	-	-	281,000	-	281,000
D. Equipment		-	-	-	-	-	-	-	-
E. Administration		-	-	-	-	-	-	-	-
F. Other Costs		-	-	-	-	-	-	-	-
G. Bonding	2, 6	5,000	-	-	-	-	5,000	-	5,000
H. Contingency	2, 6	55,000	-	4,000	-	-	62,000	-	66,000
TOTAL		336,000	-	26,000	-	-	378,500	-	404,500
I. Annual Maintenance & Repair									
(1) General Fund		(3) Private Funding							(5) State/Federal Aid
(2) Municipal Bonds		(4) Enterprise Funds							(6) Other Funding

PROJECT DETAIL

Project Title: Day Hill Rd Pedestrian Circulation Enhancements - Marshall Phelps Rd from Day Hill Rd to Orange Way (Construction)

Department: Engineering

Description and Purpose:

This project provides joggers, walkers, and bikers with a safe pedestrian travel route and safe places to wait for public transportation. This system will especially be needed as traffic increases at this busy arterial road. The sidewalk system will make the main office/industrial/corporate area more attractive for high quality economic development and will be a great amenity for nearby neighborhoods.

The plan provides for a 10-foot wide multi-use path along Day Hill Road with 5-foot concrete sidewalks along adjacent intersecting roadways. The proposed section on Marshall Phelps Road extends from Day Hill Road to Orange Way.



RECOMMENDED FINANCING

	Source of Funds	Estimated Cost in Current Dollars	Estimated Expenditures by Fiscal Year						
			FY 2026	FY 2027	FY 2028	FY 2029	FY 2030	FY 2031	Six Year Total
A. Planning and Engineering		-	-	-	-	-	-	-	-
B. Land and Right of Way		-	-	-	-	-	-	-	-
C. Construction	6	214,000	-	231,500	-	-	-	-	231,500
D. Equipment		-	-	-	-	-	-	-	-
E. Administration		-	-	-	-	-	-	-	-
F. Other Costs		-	-	-	-	-	-	-	-
G. Bonding	6	5,000	-	5,000	-	-	-	-	5,000
H. Contingency	6	43,000	-	46,000	-	-	-	-	46,000
TOTAL		262,000	-	282,500	-	-	-	-	282,500
I. Annual Maintenance & Repair									
(1) General Fund		(3) Private Funding							
(2) Municipal Bonds		(4) Enterprise Funds							
		(5) State/Federal Aid							
		(6) Other Funding							

PROJECT DETAIL

Project Title: **Basswood Road Reconstruction (Design)**

Department: **Engineering / Public Works**

Description and Purpose:

Basswood Road is an old oiled road with many defects. The road is important as it provides emergency access to the Hayden Station Firehouse, located at the corner of Pond Rd and Basswood Road. The proposed CIP project includes full-depth roadway reconstruction from the intersection with Kennedy Road extending west to the intersection with Macktown Road. The project includes improvements to the drainage system as well as the installation of new sidewalk and street lighting.



RECOMMENDED FINANCING

	Source of Funds	Estimated Cost in Current Dollars	Estimated Expenditures by Fiscal Year						
			FY 2026	FY 2027	FY 2028	FY 2029	FY 2030	FY 2031	Six Year Total
A. Planning and Engineering	6	165,000	-	179,000	-	-	-	-	179,000
B. Land and Right of Way		-	-	-	-	-	-	-	-
C. Construction	2	1,498,000	-	-	-	1,752,000	-	-	1,752,000
D. Equipment		-	-	-	-	-	-	-	-
E. Administration		-	-	-	-	-	-	-	-
F. Other Costs		-	-	-	-	-	-	-	-
G. Bonding	2	35,000	-	-	-	40,000	-	-	40,000
H. Contingency	2, 6	333,000	-	36,000	-	351,000	-	-	387,000
TOTAL		2,031,000	-	215,000	-	2,143,000	-	-	2,358,000
I. Annual Maintenance & Repair		26,800							

(1) General Fund

(3) Private Funding


(5) State/Federal Aid

(2) Municipal Bonds

(4) Enterprise Funds

(6) Other Funding

PROJECT DETAIL

Project Title: Hayden Station Road Rehabilitation - Kennedy Road to Archer Road (Design)	
Department: Engineering	
Description and Purpose: <p>This project is proposed to address the pavement conditions of Hayden Station road. The scope of this project is a mill and overlay of Haydenm Station road between Archer Road and Kennedy Road.</p>	

RECOMMENDED FINANCING

	Source of Funds	Estimated Cost in Current Dollars	Estimated Expenditures by Fiscal Year						
			FY 2026	FY 2027	FY 2028	FY 2029	FY2030	FY 2031	Six Year Total
A. Planning and Engineering	1	80,000	-	87,000	-	-	-	-	87,000
B. Land and Right of Way		-	-	-	-	-	-	-	-
C. Construction	2	958,000	-	-	1,078,000	-	-	-	1,078,000
D. Equipment		-	-	-	-	-	-	-	-
E. Administration	2	8,000	-	-	9,000	-	-	-	9,000
F. Other Costs		-	-	-	-	-	-	-	-
G. Bonding	2	15,000	-	-	15,000	-	-	-	15,000
H. Contingency	1, 2	210,000	-	18,000	218,000	-	-	-	236,000
TOTAL		1,271,000	-	105,000	1,320,000	-	-	-	1,425,000
I. Annual Maintenance & Repair		13,700							

(1) General Fund	(3) Private Funding	(5) State/Federal Aid
(2) Municipal Bonds	(4) Enterprise Funds	(6) Other Funding

PROJECT DETAIL

Project Title: **Palisado Avenue Corridor Improvements and Wall Repairs**

Department: **Planning / Engineering**

Description and Purpose:

The wall supporting the sidewalk beneath the Amtrak bridge on Palisado Avenue is deteriorating and sections have shifted over the last few years. Although the wall is located within the state's right-of-way, the wall supports the town's sidewalk and is therefore the responsibility of the town to repair.

This project includes repairing the remaining unimproved sections of the wall in the short term, at a later time resurfacing the wall face, as well as new sidewalk and fencing (top and lower level).

The driveway to the Windsor Center Plaza driveway will be closed upon the construction of the approved development.



RECOMMENDED FINANCING

	Source of Funds	Estimated Cost in Current Dollars	Estimated Expenditures by Fiscal Year						
			FY 2026	FY 2027	FY 2028	FY 2029	FY 2030	FY 2031	Six Year Total
A. Planning and Engineering	2	63,000	-	68,000	-	-	-	-	68,000
B. Land and Right of Way		-	-	-	-	-	-	-	-
C. Construction	2	596,000	-	645,000	-	-	-	-	645,000
D. Equipment		-	-	-	-	-	-	-	-
E. Administration		-	-	-	-	-	-	-	-
F. Other Costs	2	81,000	-	88,000	-	-	-	-	88,000
G. Bonding	2	15,000	-	15,000	-	-	-	-	15,000
H. Contingency	2	75,000	-	81,000	-	-	-	-	81,000
TOTAL		830,000	-	897,000	-	-	-	-	897,000
I. Annual Maintenance & Repair									

(1) General Fund

(3) Private Funding

(5) State/Federal Aid

(2) Municipal Bonds

(4) Enterprise Funds

(6) Other Funding

PROJECT DETAIL

Project Title:	Riverfront Trail Project - East Barber St to Windsor Center - Phase 1 (East Barber St to Loomis Property)		
Department:	Engineering		
Description and Purpose:	<p>The construction of this trail from East Barber Street to Meadow Road will be part of a system that would connect the Charter Oak Greenway crossing and the Connecticut River. In partnership with Riverfront Recapture, the town received a grant in 2021 to construct the section of trail from Meadow Road to a future Riverfront Recapture trail along the river. The proposed trail will be approximately 14,000 feet in length and be constructed of bituminous concrete 10 feet in width. It will traverse property owned by the Town of Windsor, the State of Connecticut, the Loomis Chaffee School, and three private owners. The operation of this trail will increase bike-to-work opportunities between Windsor and Hartford and provide walkers and joggers with access along the picturesque Connecticut River.</p> <p>FY22 began design efforts through Preliminary Design for the trail between East Barber Street and Windsor Center with the intent to apply for grants in the future.</p> <p>Unscheduled work is valued at approximately \$3.1 million.</p>		



RECOMMENDED FINANCING

	Source of Funds	Estimated Cost in Current Dollars	Estimated Expenditures by Fiscal Year						
			FY 2026	FY 2027	FY 2028	FY 2029	FY 2030	FY 2031	Six Year Total
A. Planning and Engineering		-	-	-	-	-	-	-	-
B. Land and Right of Way		-	-	-	-	-	-	-	-
C. Construction	5, 6	870,000	-	941,000	-	-	-	-	941,000
D. Equipment		-	-	-	-	-	-	-	-
E. Administration		-	-	-	-	-	-	-	-
F. Other Costs	5, 6	87,000	-	94,000	-	-	-	-	94,000
G. Bonding		-	-	-	-	-	-	-	-
H. Contingency	5, 6	191,000	-	207,000	-	-	-	-	207,000
TOTAL		1,148,000	-	1,242,000	-	-	-	-	1,242,000
I. Annual Maintenance & Repair									

(1) General Fund

(3) Private Funding

(5) State/Federal Aid

(2) Municipal Bonds

(4) Enterprise Funds

(6) Other Funding

PROJECT DETAIL

Project Title: **Day Hill Road Pavement Management - Marshall Phelps Rd to Baker Hollow Rd (Construction)**

Department: **Engineering Department**

Description and Purpose:

This project is proposed to address the pavement conditions of Day Hill Road between Marshall Phelps Road and Baker Hollow Road. The scope of this project is a full depth reconstruction of the Marshall Phelps and Day Hill Road intersection and a two inch mill and overlay between Baker Hollow Road and the aforementioned Intersection.



RECOMMENDED FINANCING

	Source of Funds	Estimated Cost in Current Dollars	Estimated Expenditures by Fiscal Year						
			FY 2026	FY 2027	FY 2028	FY 2029	FY 2030	FY 2031	Six Year Total
A. Planning and Engineering	2	104,000	108,000	-	-	-	-	-	108,000
B. Land and Right of Way		-	-	-	-	-	-	-	-
C. Construction	2	1,560,000	-	1,687,500	-	-	-	-	1,687,500
D. Equipment		-	-	-	-	-	-	-	-
E. Administration		-	-	-	-	-	-	-	-
F. Other Costs		-	-	-	-	-	-	-	-
G. Bonding	2	40,000	5,000	40,000	-	-	-	-	45,000
H. Contingency	2	334,000	22,000	338,000	-	-	-	-	360,000
TOTAL		2,038,000	135,000	2,065,500	-	-	-	-	2,200,500
I. Annual Maintenance & Repair									
(1) General Fund		(3) Private Funding			(5) State/Federal Aid				
(2) Municipal Bonds		(4) Enterprise Funds			(6) Other Funding				

PROJECT DETAIL

Project Title: **Day Hill Road Pavement Management - Addison Rd to Northfield Dr (Design)**

Department: **Engineering / Planning**

Description and Purpose:

This project is proposed to address the pavement conditions of Day Hill Road between Addison Road and Northfield Drive. The scope of this project is a 2 inch mill and overlay rehabilitation of Day Hill Road.



RECOMMENDED FINANCING

	Source of Funds	Estimated Cost in Current Dollars	Estimated Expenditures by Fiscal Year						
			FY 2026	FY 2027	FY 2028	FY 2029	FY 2030	FY 2031	Six Year Total
A. Planning and Engineering	2	113,000	-	122,000	-	-	-	-	122,000
B. Land and Right of Way		-	-	-	-	-	-	-	-
C. Construction	2	1,114,000	-	-	1,253,000	-	-	-	1,253,000
D. Equipment		-	-	-	-	-	-	-	-
E. Administration		-	-	-	-	-	-	-	-
F. Other Costs		-	-	-	-	-	-	-	-
G. Bonding	2	30,000	-	5,000	30,000	-	-	-	35,000
H. Contingency	2	245,000	-	24,000	251,000	-	-	-	275,000
TOTAL	2	1,502,000	-	151,000	1,534,000	-	-	-	1,685,000
I. Annual Maintenance & Repair									
(1) General Fund		(3) Private Funding			(5) State/Federal Aid				
(2) Municipal Bonds		(4) Enterprise Funds			(6) Other Funding				

PROJECT DETAIL

Project Title: **Day Hill Road Pavement Management - Blue Hills Ave to Great Pond Dr (Design)**

Department: **Engineering / Planning**

Description and Purpose:

This project is proposed to address the pavement conditions of Day Hill Road between Blue Hills Avenue and Great Pond Drive. The scope of this project is a 2 inch mill and overlay rehabilitation of Day Hill Road.



RECOMMENDED FINANCING

	Source of Funds	Estimated Cost in Current Dollars	Estimated Expenditures by Fiscal Year						
			FY 2026	FY 2027	FY 2028	FY 2029	FY 2030	FY 2031	Six Year Total
A. Planning and Engineering	2	108,000	-	117,000	-	-	-	-	117,000
B. Land and Right of Way		-	-	-	-	-	-	-	-
C. Construction	2	1,375,000	-	-	-	1,609,000	-	-	1,609,000
D. Equipment		-	-	-	-	-	-	-	-
E. Administration		-	-	-	-	-	-	-	-
F. Other Costs		-	-	-	-	-	-	-	-
G. Bonding	2	35,000	-	-	-	40,000	-	-	40,000
H. Contingency	2	297,000	-	23,000	-	322,000	-	-	345,000
TOTAL		1,815,000	-	140,000	-	1,971,000	-	-	2,111,000
I. Annual Maintenance & Repair									
(1) General Fund		(3) Private Funding			(5) State/Federal Aid				
(2) Municipal Bonds		(4) Enterprise Funds			(6) Other Funding				

PROJECT DETAIL

Project Title: **Town Facility Improvements - Veterans Pool (Design)**

Department: **Recreation and Leisure Services / Facilities**

Description and Purpose:

In 2016, an assessment of the three outdoor pools was completed. The results of the assessment recommended renovations to the Goslee Pool and Welch Pool changing and lifeguard facilities. The recommendation also calls for the total replacement of Veteran Pool. The project will replace the pool basin, add swim lane markers, replace decking, fencing, piping, and the filtration system of Veteran Pool.



RECOMMENDED FINANCING

	Source of Funds	Estimated Cost in Current Dollars	Estimated Expenditures by Fiscal Year						
			FY 2026	FY 2027	FY 2028	FY 2029	FY 2030	FY 2031	Six Year Total
A. Planning and Engineering	6	296,000	108,000	208,000	-	-	-	-	316,000
B. Land and Right of Way		-	-	-	-	-	-	-	-
C. Construction	2	2,737,000	-	-	3,079,000	-	-	-	3,079,000
D. Equipment		-	-	-	-	-	-	-	-
E. Administration		-	-	-	-	-	-	-	-
F. Other Costs		-	-	-	-	-	-	-	-
G. Bonding	2	50,000	-	-	55,000	-	-	-	55,000
H. Contingency	2, 6	608,000	22,000	42,000	616,000	-	-	-	680,000
TOTAL		3,691,000	130,000	250,000	3,750,000	-	-	-	4,130,000
I. Annual Maintenance & Repair									

(1) General Fund

(3) Private Funding

(5) State/Federal Aid

(2) Municipal Bonds

(4) Enterprise Funds

(6) Other Funding

PROJECT DETAIL

Project Title: **Replace Tennis/Pickleball Courts at Sage Park Middle School (Design/Build)**

Department: **Recreation and Leisure Services / Engineering**

Description and Purpose:

This project calls for the reconstruction of five (5) new tennis/pickleball courts and fencing at Sage Park Middle School. The current courts show signs of deterioration and are near or at the end of life. The surrounding chain link fencing shows signs of rusting and curling of the mesh chain link fabric. This project will reconstruct the courts in a similar design-build method as the high school and LP Wilson courts, which were successfully reconstructed in 2020 and 2023.

The existing courts will be removed and replaced with a post-tension concrete foundation. New netting posts, perimeter chain link fencing and gates, and sound screens will be installed. The courts will be striped for tennis and pickleball.



RECOMMENDED FINANCING

	Source of Funds	Estimated Cost in Current Dollars	Estimated Expenditures by Fiscal Year						
			FY 2026	FY 2027	FY 2028	FY 2029	FY 2030	FY 2031	Six Year Total
A. Planning and Engineering	2	54,000	-	58,000	-	-	-	-	58,000
B. Land and Right of Way		-	-	-	-	-	-	-	-
C. Construction	2	835,000	-	903,000	-	-	-	-	903,000
D. Equipment		-	-	-	-	-	-	-	-
E. Administration		-	-	-	-	-	-	-	-
F. Other Costs		-	-	-	-	-	-	-	-
G. Bonding	2	15,000	-	15,000	-	-	-	-	15,000
H. Contingency	2	178,000	-	192,000	-	-	-	-	192,000
TOTAL		1,082,000	-	1,168,000	-	-	-	-	1,168,000
I. Annual Maintenance & Repair									

(1) General Fund	(3) Private Funding	(5) State/Federal Aid
(2) Municipal Bonds	(4) Enterprise Funds	(6) Other Funding

PROJECT DETAIL

Project Title: **Athletic Field Master Plan - Welch Park Improvements**

Department: **Recreation and Leisure Services / Engineering**

Description and Purpose:


In 2013, the Town of Windsor completed an Athletic Field Master Plan of town-wide field facilities that was subsequently accepted and approved by Town Council. The Master Plan recommended necessary improvements to various athletic fields in town. The recommendation provided a multi-year phased approach. This project phase includes improvements at Welch Park including replacing bleachers and providing handicapped accessibility, regrading clay infields, repair of pathways, and adding handicap parking.



RECOMMENDED FINANCING

	Source of Funds	Estimated Cost in Current Dollars	Estimated Expenditures by Fiscal Year						
			FY 2026	FY 2027	FY 2028	FY 2029	FY 2030	FY 2031	Six Year Total
A. Planning and Engineering	2, 6	32,000	-	35,000	-	-	-	-	35,000
B. Land and Right of Way		-	-	-	-	-	-	-	-
C. Construction	2, 6	227,000	-	245,000	-	-	-	-	245,000
D. Equipment		-	-	-	-	-	-	-	-
E. Administration		-	-	-	-	-	-	-	-
F. Other Costs		-	-	-	-	-	-	-	-
G. Bonding	2, 6	5,000	-	5,000	-	-	-	-	5,000
H. Contingency	2, 6	52,000	-	56,000	-	-	-	-	56,000
TOTAL		316,000	-	341,000	-	-	-	-	341,000
I. Annual Maintenance & Repair									
(1) General Fund		(3) Private Funding			(5) State/Federal Aid				
(2) Municipal Bonds		(4) Enterprise Funds			(6) Other Funding				

PROJECT DETAIL


Project Title: Public Safety Equipment Fund	
Department: Public Safety	
Description and Purpose: <p>The town has multiple public safety related capital assets. They include fire stations, the public safety complex, fire apparatus, police vehicles as well as the emergency radio communication system. This project allocates "pay as you go" funding versus long-term borrowing. The amounts reflected are placed in a reserve fund for future use to offset large scale borrowing.</p>	

RECOMMENDED FINANCING

	Source of Funds	Estimated Cost in Current Dollars	Estimated Expenditures by Fiscal Year						
			FY 2026	FY 2027	FY 2028	FY 2029	FY 2030	FY 2031	Six Year Total
A. Planning and Engineering		-	-	-	-	-	-	-	-
B. Land and Right of Way		-	-	-	-	-	-	-	-
C. Construction		-	-	-	-	-	-	-	-
D. Equipment		-	-	-	-	-	-	-	-
E. Administration		-	-	-	-	-	-	-	-
F. Other Costs		-	-	-	-	-	-	-	-
G. Bonding		-	-	-	-	-	-	-	-
H. Contingency	1	1,777,000	-	530,000	360,000	-	600,000	600,000	2,090,000
TOTAL		1,777,000	-	530,000	360,000	-	600,000	600,000	2,090,000
I. Annual Maintenance & Repair									

- | | | |
|---------------------|----------------------|-----------------------|
| (1) General Fund | (3) Private Funding | (5) State/Federal Aid |
| (2) Municipal Bonds | (4) Enterprise Funds | (6) Other Funding |

PROJECT DETAIL

Project Title: Public Safety Equipment Fund - Hayden Station Utility Vehicle Replacement	
Department: Safety Services	
Description and Purpose:	
<p>The Fire Department currently uses a 2000 Ford F-500 as utility vehicle assigned to the Hayden Station Fire House. The replacement would be a pick-up style vehicle with a hydraulic lift gate for movement of heavy items such as fire hose, speedi dry, etc. This vehicle is also used to transport firefighters to suppliment manpower at emergency scenes and for educational classes out of town.</p>	

RECOMMENDED FINANCING

	Source of Funds	Estimated Cost in Current Dollars	Estimated Expenditures by Fiscal Year						
			FY 2026	FY 2027	FY 2028	FY 2029	FY 2030	FY 2031	Six Year Total
A. Planning and Engineering		-	-	-	-	-	-	-	-
B. Land and Right of Way		-	-	-	-	-	-	-	-
C. Construction		-	-	-	-	-	-	-	-
D. Equipment	1	60,000	-	65,000	-	-	-	-	65,000
E. Administration		-	-	-	-	-	-	-	-
F. Other Costs	1	5,000	-	5,000	-	-	-	-	5,000
G. Bonding		-	-	-	-	-	-	-	-
H. Contingency	1		-		-	-	-	-	-
TOTAL		65,000	-	70,000	-	-	-	-	70,000
I. Annual Maintenance & Repair									
(1) General Fund	(3) Private Funding		(5) State/Federal Aid						
(2) Municipal Bonds	(4) Enterprise Funds		(6) Other Funding						

PROJECT DETAIL

Project Title: **Additional Fire Hydrants**

Department: **Fire Department / Public Safety**

Description and Purpose:

Fire hydrants are key to the fire protection of the citizens and buildings throughout the town of Windsor. During the 1970's and 1980's efforts were made to place fire hydrants a maximum of 500 feet from any structure in town. As new developments (both commercial and residential) were created in town, the responsibility of installing these hydrants was the developer's. At the same time, installation of hydrants in the older areas of town was accomplished from town funding. As other priorities occurred in the budgeting process, the funding of these hydrants was eliminated. We feel it is prudent now to fund the installation of new additional hydrants in the next several years to ensure proper fire protection throughout town. The cost of installing a new hydrant by the MDC is currently \$15,000. There have been a total of 37 desired new hydrant locations identified at this time.



RECOMMENDED FINANCING

	Source of Funds	Estimated Cost in Current Dollars	Estimated Expenditures by Fiscal Year						
			FY 2026	FY 2027	FY 2028	FY 2029	FY 2030	FY 2031	Six Year Total
A. Planning and Engineering		-	-	-	-	-	-	-	-
B. Land and Right of Way		-	-	-	-	-	-	-	-
C. Construction	2, 6	402,000	-	225,000	-	-	236,500	-	461,500
D. Equipment		-	-	-	-	-	-	-	-
E. Administration		-	-	-	-	-	-	-	-
F. Other Costs		-	-	-	-	-	-	-	-
G. Bonding	2	5,000	-	5,000	-	-	-	-	5,000
H. Contingency	2, 6	81,000	-	45,000	-	-	48,000	-	93,000
TOTAL		488,000	-	275,000	-	-	284,500	-	559,500
I. Annual Maintenance & Repair									

(1) General Fund

(3) Private Funding

(5) State/Federal Aid

(2) Municipal Bonds

(4) Enterprise Funds

(6) Other Funding

PROJECT DETAIL

Project Title: **Poquonock School Ventilation Upgrade (Design)**

Department: **Board of Education**

Description and Purpose:

The building's current ventilation equipment dates to the original building construction in 1947 and the two subsequent additions in the years 1958 and 1987. Due to budget constraints the ventilation system portion of the H.V.A.C. upgrade project which took place in 2019 was removed and has not been completed. This project entails the design and construction of a ventilation system for the entire building including all academic and non academic areas.



RECOMMENDED FINANCING

	Source of Funds	Estimated Cost in Current Dollars	Estimated Expenditures by Fiscal Year						
			FY 2026	FY 2027	FY 2028	FY 2029	FY 2030	FY 2031	Six Year Total
A. Planning and Engineering	1	112,000	-	121,000	-	-	-	-	121,000
B. Land and Right of Way		-	-	-	-	-	-	-	-
C. Construction	2	2,564,000	-	-	-	3,000,000	-	-	3,000,000
D. Equipment		-	-	-	-	-	-	-	-
E. Administration		-	-	-	-	-	-	-	-
F. Other Costs		-	-	-	-	-	-	-	-
G. Bonding	2	60,000	-	-	-	70,000	-	-	70,000
H. Contingency	1, 2	535,000	-	24,000	-	600,000	-	-	624,000
TOTAL		3,271,000	-	145,000	-	3,670,000	-	-	3,815,000
I. Annual Maintenance & Repair									

(1) General Fund

(3) Private Funding

(5) State/Federal Aid

(2) Municipal Bonds

(4) Enterprise Funds

(6) Other Funding

PROJECT DETAIL

Project Title: **School Windows Replacement (Design)**

Department: **Board of Education**

Description and Purpose:

The windows at many of the schools throughout the district are constructed of the old single pane glass, which are not energy efficient and are at the end of their life expectancy. Replacing these windows would not only reduce overall energy costs, but in some cases prevent water seepage that could ultimately contribute to indoor air quality issues. In FY17, the Board of Education replaced the windows at Poquonock School under the General Improvements to Alliance Districts School Buildings grant. The next two schools to be addressed would be Oliver Ellsworth School followed by Kennedy School.



RECOMMENDED FINANCING

	Source of Funds	Estimated Cost in Current Dollars	Estimated Expenditures by Fiscal Year						
			FY 2026	FY 2027	FY 2028	FY 2029	FY 2030	FY 2031	Six Year Total
A. Planning and Engineering	1	88,000	-	95,000	-	-	-	-	95,000
B. Land and Right of Way		-	-	-	-	-	-	-	-
C. Construction	2	854,000	-	-	961,000	-	-	-	961,000
D. Equipment		-	-	-	-	-	-	-	-
E. Administration		-	-	-	-	-	-	-	-
F. Other Costs		-	-	-	-	-	-	-	-
G. Bonding	2	15,000	-	-	15,000	-	-	-	15,000
H. Contingency	1, 2	95,000	-	10,000	97,000	-	-	-	107,000
TOTAL		1,052,000	-	105,000	1,073,000	-	-	-	1,178,000
I. Annual Maintenance & Repair									
(1) General Fund		(3) Private Funding			(5) State/Federal Aid				
(2) Municipal Bonds		(4) Enterprise Funds			(6) Other Funding				

PROJECT DETAIL

Project Title: **Oliver Ellsworth Gym Floor Replacement**

Department: **Board of Education**

Description and Purpose:

The existing gym floor is a metal bound wood floor originally constructed in 1971. It has been damaged by the ongoing high moisture in the building. It has been repaired several time over the years including a temporary repair during the summer of 2023. Environmental tests have confirmed the presence of asbestos containing material in the underside of the wood and the level of moisture in the concrete slab. This project entails the asbestos abatement, air monitoring for the purpose of the abatement and installation of the new floor.



RECOMMENDED FINANCING

	Source of Funds	Estimated Cost in Current Dollars	Estimated Expenditures by Fiscal Year						
			FY 2026	FY 2027	FY 2028	FY 2029	FY 2030	FY 2031	Six Year Total
A. Planning and Engineering		-	-	-	-	-	-	-	-
B. Land and Right of Way		-	-	-	-	-	-	-	-
C. Construction	2	218,000	-	236,000	-	-	-	-	236,000
D. Equipment		-	-	-	-	-	-	-	-
E. Administration		-	-	-	-	-	-	-	-
F. Other Costs		-	-	-	-	-	-	-	-
G. Bonding	2	5,000	-	5,000	-	-	-	-	5,000
H. Contingency	2	44,000	-	48,000	-	-	-	-	48,000
TOTAL		267,000	-	289,000	-	-	-	-	289,000
F. Annual Maintenance & Repair			-	-	-	-	-	-	-
(1) General Fund	(3) Private Funding		(5) State/Federal Aid						
(2) Municipal Bonds	(4) Enterprise Funds		(6) Other Funding						


PROJECT DETAIL

Project Title: **LP Wilson Window Replacement (Design)**

Department: **Board of Education**

Description and Purpose:


This project entails the design for replacing existing windows in phases. Sections of the building will be prioritized for replacement windows. Hallway and windows facing north and west will be priority. This is for design only. Existing window caulking has been tested for and contains PCB's. The architect approved to design this project will also provide cost estimates for each phase of construction.



RECOMMENDED FINANCING

	Source of Funds	Estimated Cost in Current Dollars	Estimated Expenditures by Fiscal Year						
			FY 2026	FY 2027	FY 2028	FY 2029	FY 2030	FY 2031	Six Year Total
A. Planning and Engineering	6	50,000	-	54,000	-	-	-	-	54,000
B. Land and Right of Way		-	-	-	-	-	-	-	-
C. Construction		-	-	-	-	-	-	-	-
D. Equipment		-	-	-	-	-	-	-	-
E. Administration		-	-	-	-	-	-	-	-
F. Other Costs.		-	-	-	-	-	-	-	-
G. Bonding		-	-	-	-	-	-	-	-
H. Contingency	6	6,000	-	6,000	-	-	-	-	6,000
TOTAL		56,000	-	60,000	-	-	-	-	60,000
F. Annual Maintenance & Repair									
(1) General Fund	(3) Private Funding		(5) State/Federal Aid						
(2) Municipal Bonds	(4) Enterprise Funds		(6) Other Funding						

PROJECT DETAIL

Project Title: Windsor High School Baseball Field Lighting (Barry Chasen Field)	
Department: Board of Education	
Description and Purpose: During the year 2024 Windsor High School was the subject of a State of Connecticut Civil Rights Assesment. A Civil Rights' Program Compliance Report and Voluntary Corrective Action Plan was released in December of 2024. Lighting needs to be installed at the Barry Chasen baseball field in order to comply with the Voluntary Corrective Action Plan and Legal Requirements: Title IX: 34 C.F.R. § 106.41 (c) (7). The purpose of this project is to provide a new field illumination system and comply with the above referenced requirements.	

RECOMMENDED FINANCING

	Source of Funds	Estimated Cost in Current Dollars	Estimated Expenditures by Fiscal Year						
			FY 2026	FY 2027	FY 2028	FY 2029	FY 2030	FY 2031	Six Year Total
A. Planning and Engineering	2	7,000	-	7,500	-	-	-	-	7,500
B. Land and Right of Way		-	-	-	-	-	-	-	-
C. Construction	2	331,000	-	357,500	-	-	-	-	357,500
D. Equipment		-	-	-	-	-	-	-	-
E. Administration		-	-	-	-	-	-	-	-
F. Other Costs.		-	-	-	-	-	-	-	-
G. Bonding	2	5,000	-	5,000	-	-	-	-	5,000
H. Contingency		-	-	-	-	-	-	-	-
TOTAL		343,000	-	370,000	-	-	-	-	370,000
F. Annual Maintenance & Repair									
(1) General Fund			(3) Private Funding			(5) State/Federal Aid			
(2) Municipal Bonds			(4) Enterprise Funds			(6) Other Funding			

PROJECT DETAIL

Project Title: **Poquonock Elementary School Boiler Replacements (Construction)**

Department: **Board of Education**

Description and Purpose:

The existing Poquonock Elementary School boilers are reaching their expected fifteen year lifespan. They have need significant repairs to maintain them these last few years. Due to their age, there is a potential for a major boiler failure or leak which would result in a loss of heat to the school as there is redundancy between the three boilers. The original boilers were not removed from when replacements were installed. Removing them would create sufficient space for the replacements as the current boilers have reached the end of there life.



RECOMMENDED FINANCING

	Source of Funds	Estimated Cost in Current Dollars	Estimated Expenditures by Fiscal Year						
			FY 2026	FY 2027	FY 2028	FY 2029	FY 2030	FY 2031	Six Year Total
A. Planning and Engineering	1	63,000	65,000	-	-	-	-	-	65,000
B. Land and Right of Way		-	-	-	-	-	-	-	-
C. Construction	2	1,159,000	-	1,254,000	-	-	-	-	1,254,000
D. Equipment		-	-	-	-	-	-	-	-
E. Administration		-	-	-	-	-	-	-	-
F. Other Costs		-	-	-	-	-	-	-	-
G. Bonding	2	20,000	-	20,000	-	-	-	-	20,000
H. Contingency	2	232,000	-	251,000	-	-	-	-	251,000
TOTAL		1,474,000	65,000	1,525,000	-	-	-	-	1,590,000
I. Annual Maintenance & Repair									
(1) General Fund		(3) Private Funding				(5) State/Federal Aid			
(2) Municipal Bonds		(4) Enterprise Funds				(6) Other Funding			

PROJECT DETAIL

Project Title: **BOE - Windsor High School - Roof Replacement (Construction)**

Department: **Board of Education**

Description and Purpose:

The existing roofs at Windsor High School were installed in 1995 and 2003. On many of the roof sections, the granules on the granulated cap sheets are washing off causing the system to lose its UV protection. This is allowing UV degradation with alligatoring and cracking developing on the roof. Blisters and ridges are also forming which indicates that moisture and air may be infiltrating the roof system. The new roof will have a 20 year warranty.



RECOMMENDED FINANCING

	Source of Funds	Estimated Cost in Current Dollars	Estimated Expenditures by Fiscal Year						
			FY 2026	FY 2027	FY 2028	FY 2029	FY 2030	FY 2031	Six Year Total
A. Planning and Engineering		-	-	-	-	-	-	-	-
B. Land and Right of Way		-	-	-	-	-	-	-	-
C. Construction	2,5	7,537,000	-	8,152,000	-	-	-	-	8,152,000
D. Equipment		-	-	-	-	-	-	-	-
E. Administration		-	-	-	-	-	-	-	-
F. Other Costs		-	-	-	-	-	-	-	-
G. Bonding	2,5	110,000	-	120,000	-	-	-	-	120,000
H. Contingency	2,5	1,507,000	-	1,630,000	-	-	-	-	1,630,000
TOTAL		9,154,000	-	9,902,000	-	-	-	-	9,902,000
I. Annual Maintenance & Repair									
(1) General Fund		(3) Private Funding			(5) State/Federal Aid				
(2) Municipal Bonds		(4) Enterprise Funds			(6) Other Funding				

Project Details

Fiscal Year 2028

PROJECT DETAIL


Project Title:	Pavement Management Program
Department:	Engineering
Description and Purpose:	<p>The Pavement Management Program is a component of the asset management effort for town-owned roadways involving street paving, cold in-place asphalt recycling, thin overlays, microsurfacing, and pavement preventative maintenance (such as crack sealing). The main sources of funding for this work are: the state Local Capital Improvement Program (LoCIP) grant and the General Fund.</p> <p>The funding levels listed below assumes a state LoCIP grant amount of \$180,000 in each fiscal year. The level of funding shown below would provide for these major street repair improvements to be performed on streets on a 25-year schedule.</p>



RECOMMENDED FINANCING

	Source of Funds	Estimated Cost in Current Dollars	Estimated Expenditures by Fiscal Year						
			FY 2026	FY 2027	FY 2028	FY 2029	FY 2030	FY 2031	Six Year Total
A. Planning and Engineering		-	-	-	-	-	-	-	-
B. Land and Right of Way		-	-	-	-	-	-	-	-
C. Construction	1, 5	6,431,000	1,025,000	1,085,000	1,180,000	1,200,000	1,265,000	1,680,000	7,435,000
D. Equipment		-	-	-	-	-	-	-	-
E. Administration		-	-	-	-	-	-	-	-
F. Other Costs		-	-	-	-	-	-	-	-
G. Bonding		-	-	-	-	-	-	-	-
H. Contingency		-	-	-	-	-	-	-	-
TOTAL		6,431,000	1,025,000	1,085,000	1,180,000	1,200,000	1,265,000	1,680,000	7,435,000
I. Annual Maintenance & Repair									
(1) General Fund		(3) Private Funding			(5) State/Federal Aid				
(2) Municipal Bonds		(4) Enterprise Funds			(6) Other Funding				

PROJECT DETAIL

Project Title:	Sidewalk & Curb Replacement
Department:	Engineering
Description and Purpose:	 <p>This recurring CIP project includes the repair of small sections of sidewalk and curbing and the replacement of curb ramps. Funding is used for repairs of small sections and does not include the replacement of large segments of sidewalks encompassing entire blocks of streets nor the installation of new sidewalks. It is anticipated that this work will continue on an annual basis. The town's existing sidewalk network (462,000 linear feet) was valued at \$19.8 million in 2019. With an average re-investment of \$196,000 per year (as shown below) approximately 6,000 linear feet, which is about 1.3% of the total linear feet in the town's network, will be completed each year.</p>

RECOMMENDED FINANCING

	Source of Funds	Estimated Cost in Current Dollars	Estimated Expenditures by Fiscal Year						
			FY 2026	FY 2027	FY 2028	FY 2029	FY 2030	FY 2031	Six Year Total
A. Planning and Engineering		-	-	-	-	-	-	-	-
B. Land and Right of Way		-	-	-	-	-	-	-	-
C. Construction	1	1,166,000	150,000	200,000	225,000	250,000	250,000	275,000	1,350,000
D. Equipment		-	-	-	-	-	-	-	-
E. Administration		-	-	-	-	-	-	-	-
F. Other Costs		-	-	-	-	-	-	-	-
G. Bonding		-	-	-	-	-	-	-	-
H. Contingency		-	-	-	-	-	-	-	-
TOTAL		1,166,000	150,000	200,000	225,000	250,000	250,000	275,000	1,350,000
I. Annual Maintenance & Repair									
(1) General Fund	(3) Private Funding		(5) State/Federal Aid						
(2) Municipal Bonds	(4) Enterprise Funds		(6) Other Funding						

PROJECT DETAIL


Project Title:	Stormwater Management Improvements
Department:	Engineering
Description and Purpose:	<p>This multi-year effort allows the town to develop and implement a plan to manage its existing stormwater management system; an important, but typically invisible utility. The project entails: 1) implementing a plan to improve the condition of the parts of the system that are in poor condition by replacing old, damaged storm sewers, catch basins, sewer laterals, as well as sections of Decker's Brook that require repair/replacement; 2) developing and implementing a program to reduce the amount of grit and pollutants that leave the storm sewer system and enter the watersheds by replacing sewer outfalls with environmentally friendly equipment/structures, which represent best management practices; 3) install aeration equipment to improve water quality; 4) replace damaged or worn out components of the stormwater system (catch basins and sewer pipe) when streets are to have major repairs performed (paving, etc.); and 5) handle requests & complaints from residents regarding needed improvements to the stormwater system.</p>



RECOMMENDED FINANCING

	Source of Funds	Estimated Cost in Current Dollars	Estimated Expenditures by Fiscal Year						
			FY 2026	FY 2027	FY 2028	FY 2029	FY 2030	FY 2031	Six Year Total
A. Planning and Engineering		-	-	-	-	-	-	-	-
B. Land and Right of Way		-	-	-	-	-	-	-	-
C. Construction	2	1,083,000	390,000	-	390,000	-	440,000	-	1,220,000
D. Equipment		-	-	-	-	-	-	-	-
E. Administration		-	-	-	-	-	-	-	-
F. Other Costs		-	-	-	-	-	-	-	-
G. Bonding	2	25,000	10,000	-	10,000	-	10,000	-	30,000
H. Contingency		-	-	-	-	-	-	-	-
TOTAL		1,108,000	400,000	-	400,000	-	450,000	-	1,250,000
I. Annual Maintenance & Repair									
(1) General Fund		(3) Private Funding			(5) State/Federal Aid				
(2) Municipal Bonds		(4) Enterprise Funds			(6) Other Funding				

PROJECT DETAIL


Project Title:	Fleet and Public Works Equipment Replacement
Department:	Public Works
Description and Purpose:	
<p>The purpose of this request is to replace town fleet vehicles and large Public Works equipment that have outlived their useful lives. Such Public Works vehicles typically have a useful life of 12-15 years. A vehicle and equipment replacement schedule has been developed. This includes dump trucks/snow plows and payloaders. The large vehicles and equipment planned for replacement are/will be from 17 to 30 years old when replaced. In addition, smaller vehicles to meet the needs of other departments will also be acquired to replace older cars and other vehicles.</p>	

RECOMMENDED FINANCING


	Source of Funds	Estimated Cost in Current Dollars	Estimated Expenditures by Fiscal Year						
			FY 2026	FY 2027	FY 2028	FY 2029	FY 2030	FY 2031	Six Year Total
A. Planning and Engineering		-	-	-	-	-	-	-	-
B. Land and Right of Way		-	-	-	-	-	-	-	-
C. Construction		-	-	-	-	-	-	-	-
D. Equipment	1	4,621,000	850,000	850,000	875,000	900,000	900,000	925,000	5,300,000
E. Administration		-	-	-	-	-	-	-	-
F. Other Costs		-	-	-	-	-	-	-	-
G. Bonding		-	-	-	-	-	-	-	-
H. Contingency		-	-	-	-	-	-	-	-
TOTAL		4,621,000	850,000	850,000	875,000	900,000	900,000	925,000	5,300,000
I. Annual Maintenance & Repair									

(1) General Fund	(3) Private Funding	(5) State/Federal Aid
(2) Municipal Bonds	(4) Enterprise Funds	(6) Other Funding

PROJECT DETAIL

Project Title: Tree Replacement Program									
Department: Public Works									
Description and Purpose:									
<p>Windsor desires to create, maintain, and enhance a healthy and diverse urban forest, especially pertaining to repopulating trees in residential neighborhoods. This will positively contribute to the quality of life and economic well-being of the community. This project includes: 1) identifying high profile tree projects in key locations throughout the town; and 2) planting additional trees in parks, along streets in residential and commercial areas to increase the number of trees in town.</p>									
RECOMMENDED FINANCING									
	Source of Funds	Estimated Cost in Current Dollars	Estimated Expenditures by Fiscal Year						
			FY 2026	FY 2027	FY 2028	FY 2029	FY 2030	FY 2031	Six Year Total
A. Planning and Engineering		-	-	-	-	-	-	-	-
B. Land and Right of Way		-	-	-	-	-	-	-	-
C. Construction	6	78,000	40,000	-	45,000	-	-	-	85,000
D. Equipment		-	-	-	-	-	-	-	-
E. Administration		-	-	-	-	-	-	-	-
F. Other Costs		-	-	-	-	-	-	-	-
G. Bonding		-	-	-	-	-	-	-	-
H. Contingency		-	-	-	-	-	-	-	-
TOTAL		78,000	40,000	-	45,000	-	-	-	85,000
I. Annual Maintenance & Repair									
(1) General Fund		(3) Private Funding		(5) State/Federal Aid					
(2) Municipal Bonds		(4) Enterprise Funds		(6) Other Funding					


PROJECT DETAIL

Project Title: Painting Town Facilities Interiors and Exteriors	
Department: Public Works	
Description and Purpose: Complete interior painting of all walls, all metal doors, door frames, floors and ceilings where applicable. Exterior painting of all surfaces siding, moldings trim work, doors door frames, and windows where applicable. Damaged surfaces to be replaced or repaired. HazMat to be properly observed. Buildings to be included Wilson Fire Station, Poquonock Fire Station, DPW 99 Day Hill Road, Freight House, Chaffee House, 330 Community Center, Train Station, LP Wilson Gymnasium and exterior sidewalk canopy.	

RECOMMENDED FINANCING

	Source of Funds	Estimated Cost in Current Dollars	Estimated Expenditures by Fiscal Year						
			FY 2026	FY 2027	FY 2028	FY 2029	FY 2030	FY 2031	Six Year Total
A. Planning and Engineering		-	-	-	-	-	-	-	-
B. Land and Right of Way		-	-	-	-	-	-	-	-
C. Construction	6	282,000	-	-	317,000	-	-	-	317,000
D. Equipment		-	-	-	-	-	-	-	-
E. Administration		-	-	-	-	-	-	-	-
F. Other Costs		-	-	-	-	-	-	-	-
G. Bonding		-	-	-	-	-	-	-	-
H. Contingency	6	56,000	-	-	63,000	-	-	-	63,000
TOTAL		338,000	-	-	380,000	-	-	-	380,000
I. Annual Maintenance & Repair									
(1) General Fund		(3) Private Funding			(5) State/Federal Aid				
(2) Municipal Bonds		(4) Enterprise Funds			(6) Other Funding				

PROJECT DETAIL

Project Title: Poquonock Firehouse HVAC Replacement									
Department: Public Works									
Description and Purpose:									
The Poquonock Firehouse HVAC systems were replaced in 1996. Currently the HVAC equipment is 17 years old. The annual operation costs to keep equipment operating is increasing each year. Replacing this existing equipment with high-efficiency equipment will lower operating costs. All HVAC controls will be replaced with Automated Logic DDC controls. There will be the replacement of two roof top units-one ten ton and one five ton to variable speed high efficiency models, HVAC system design costs, and the replacements of five zone dampers with variable air volume boxes.									
RECOMMENDED FINANCING									
	Source of Funds	Estimated Cost in Current Dollars	Estimated Expenditures by Fiscal Year						
			FY 2026	FY 2027	FY 2028	FY 2029	FY 2030	FY 2031	Six Year Total
A. Planning and Engineering	6	40,000	-	43,000	-	-	-	-	43,000
B. Land and Right of Way		-	-	-	-	-	-	-	-
C. Construction	1, 6	597,000	-	-	672,000	-	-	-	672,000
D. Equipment		-	-	-	-	-	-	-	-
E. Administration		-	-	-	-	-	-	-	-
F. Other Costs		-	-	-	-	-	-	-	-
G. Bonding		-	-	-	-	-	-	-	-
H. Contingency	1, 6	65,000	-	5,000	68,000	-	-	-	73,000
TOTAL		702,000	-	48,000	740,000	-	-	-	788,000
F. Annual Maintenance & Repair				500	500	500	500		2000
(1) General Fund		(3) Private Funding	(5) State/Federal Aid						
(2) Municipal Bonds		(4) Enterprise Funds	(6) Other Funding						


PROJECT DETAIL

Project Title: HVAC Roof Top Replacement Addison Road DPW

Department: Public Works

Description and Purpose:

These units are on the DPW side of Addison Road building. The existing six roof top units have 105 tons of cooling and are over 20 years old and at end of their expected life cycle. These units use refrigerant R-22, which for environmental reasons, is no longer produced, which adds costs to repairs. This project would entail removing the existing units, installing adapt curbs, and new units of same capacity. Reconnect electrical and control wiring.



RECOMMENDED FINANCING

	Source of Funds	Estimated Cost in Current Dollars	Estimated Expenditures by Fiscal Year						
			FY 2026	FY 2027	FY 2028	FY 2029	FY 2030	FY 2031	Six Year Total
A. Planning and Engineering	2	20,000	-	-	23,000	-	-	-	23,000
B. Land and Right of Way		-	-	-	-	-	-	-	-
C. Construction	2	224,000	-	-	252,000	-	-	-	252,000
D. Equipment		-	-	-	-	-	-	-	-
E. Administration		-	-	-	-	-	-	-	-
F. Other Costs		-	-	-	-	-	-	-	-
G. Bonding	2	5,000	-	-	5,000	-	-	-	5,000
H. Contingency	2	49,000	-	-	55,000	-	-	-	55,000
TOTAL		298,000	-	-	335,000	-	-	-	335,000
F. Annual Maintenance & Repair									

(1) General Fund

(3) Private Funding

(5) State/Federal Aid

(2) Municipal Bonds

(4) Enterprise Funds

(6) Other Funding

PROJECT DETAIL

Project Title: HVAC Roof Top Replacement - 330 Windsor Avenue

Department: Public Works

Description and Purpose:

These units are on the Caring Connection side of the building. The existing four roof top units and one ERV are sixteen years old and nearing the end of their expected life cycle. These units use refrigerant R -22 which, for environmental reasons, is no longer produced, adding costs to repairs. This project would entail removing the existing units, installing adapt curbs, and new units of same capacity. Further work includes reconnecting electrical and installation of DDC Controls for the entire facility. DDC controls will save up to 20% in utility costs.




RECOMMENDED FINANCING

	Source of Funds	Estimated Cost in Current Dollars	Estimated Expenditures by Fiscal Year						
			FY 2026	FY 2027	FY 2028	FY 2029	FY 2030	FY 2031	Six Year Total
A. Planning and Engineering	6	17,000	-	-	19,000	-	-	-	19,000
B. Land and Right of Way		-	-	-	-	-	-	-	-
C. Construction	6	172,000	-	-	193,000	-	-	-	193,000
D. Equipment		-	-	-	-	-	-	-	-
E. Administration		-	-	-	-	-	-	-	-
F. Other Costs		-	-	-	-	-	-	-	-
G. Bonding		-	-	-	-	-	-	-	-
H. Contingency	6	38,000	-	-	43,000	-	-	-	43,000
TOTAL		227,000	-	-	255,000	-	-	-	255,000
F. Annual Maintenance & Repair									

(1) General Fund	(3) Private Funding	(5) State/Federal Aid
(2) Municipal Bonds	(4) Enterprise Funds	(6) Other Funding

PROJECT DETAIL

Project Title:	Bus Shelter Replacement Program
Department:	Public Works
Description and Purpose:	 <p>There are currently 22 bus shelters throughout the town. This program will look at making needed repairs or replacements to these bus shelters based off of a condition assessment.</p>

RECOMMENDED FINANCING

[illegible]


(1) General Fund
(2) Municipal Bonds

(3) Private Funding
(4) Enterprise Funds

(5) State/Federal Aid

(6) Other Funding


PROJECT DETAIL

Project Title:	Wilson Branch Library Roof top Units Replacement Project (Construction)
Department:	Public Works
Description and Purpose:	<p>The existing roof top units at Wilson Branch Library were installed in 2010. These two five ton units are approaching the end of their life cycle. These are water source geothermal heat pumps connected to geothermal wells. The wells would also need to be tested for their service as well.</p> 

RECOMMENDED FINANCING

	Source of Funds	Estimated Cost in Current Dollars	Estimated Expenditures by Fiscal Year						
			FY 2026	FY 2027	FY 2028	FY 2029	FY 2030	FY 2031	Six Year Total
A. Planning and Engineering	1	29,000	30,000	-	-	-	-	-	30,000
B. Land and Right of Way		-	-	-	-	-	-	-	-
C. Construction	1	178,000	-	-	200,000	-	-	-	200,000
D. Equipment		-	-	-	-	-	-	-	-
E. Administration		-	-	-	-	-	-	-	-
F. Other Costs		-	-	-	-	-	-	-	-
G. Bonding		-	-	-	-	-	-	-	-
H. Contingency	1	36,000	-	-	40,000	-	-	-	40,000
TOTAL		243,000	30,000	-	240,000	-	-	-	270,000
F. Annual Maintenance & Repair				500	500	1000	1000	1000	4000
(1) General Fund		(3) Private Funding			(5) State/Federal Aid				
(2) Municipal Bonds		(4) Enterprise Funds			(6) Other Funding				


PROJECT DETAIL

Project Title: Windsor Library Roof Replacement (Design)	
Department: Public Works	
Description and Purpose:	
<p>The existing flat roof areas; sections A, B, C, D, and E, at Windsor Library as installed in 1996 and total 7,865 sq. ft. There are two types of PVC roofing; standing seam elastomeric coating and EPDM. These roofs have low pitch and excessive ponding occurs after each rain event. The existing roofs will be completely removed and replaced with new PVC type roofing with a 20 year warranty. Repair all slate roofing as determined to need repairs.</p>	


RECOMMENDED FINANCING

	Source of Funds	Estimated Cost in Current Dollars	Estimated Expenditures by Fiscal Year						
			FY 2026	FY 2027	FY 2028	FY 2029	FY 2030	FY 2031	Six Year Total
A. Planning and Engineering	1	27,000	-	-	30,000	-	-	-	30,000
B. Land and Right of Way		-	-	-	-	-	-	-	-
C. Construction	1	267,000	-	-	-	312,000	-	-	312,000
D. Equipment		-	-	-	-	-	-	-	-
E. Administration		-	-	-	-	-	-	-	-
F. Other Costs		-	-	-	-	-	-	-	-
G. Bonding		-	-	-	-	-	-	-	-
H. Contingency	1	40,000	-	-	-	47,000	-	-	47,000
TOTAL		334,000	-	-	30,000	359,000	-	-	389,000
F. Annual Maintenance & Repair									
(1) General Fund			(3) Private Funding			(5) State/Federal Aid			
(2) Municipal Bonds			(4) Enterprise Funds			(6) Other Funding			

PROJECT DETAIL

Project Title: Emergency Power Generators Replacement	
Department: Public Works	
Description and Purpose: <p>Existing emergency power generators and Automatic Transfer Switches at several town buildings are nearing end of life cycle. Replacement parts are becoming no longer available for these generators. The generators are located at Town Hall, DPW 99 Day Hill Road, 20 Williams Street. It is recommended that the replacements be designed to be able to provide emergency power for the full building electrical loads. Currently these generators only provide partial building loads.</p>	

RECOMMENDED FINANCING									
	Source of Funds	Estimated Cost in Current Dollars	Estimated Expenditures by Fiscal Year						
			FY 2026	FY 2027	FY 2028	FY 2029	FY 2030	FY 2031	Six Year Total
A. Planning and Engineering	2	12,000	-	-	13,000	-	-	-	13,000
B. Land and Right of Way		-	-	-	-	-	-	-	-
C. Construction	2	359,000	-	-	404,000	-	-	-	404,000
D. Equipment		-	-	-	-	-	-	-	-
E. Administration		-	-	-	-	-	-	-	-
F. Other Costs.		-	-	-	-	-	-	-	-
G. Bonding	2	10,000	-	-	10,000	-	-	-	10,000
H. Contingency	2	74,000	-	-	83,000	-	-	-	83,000
TOTAL		455,000	-	-	510,000	-	-	-	510,000
F. Annual Maintenance & Repair									
<div style="display: flex; justify-content: space-between;"> (1) General Fund (3) Private Funding (5) State/Federal Aid </div> <div style="display: flex; justify-content: space-between;"> (2) Municipal Bonds (4) Enterprise Funds (6) Other Funding </div>									

Project Title: LP Wilson HVAC Improvements - South Phase 4 (Construction)									
Department: Town of Windsor									
Description and Purpose:									
The majority of HVAC equipment is original to the building circa 1957. Existing air handlers are heating only and they do not provide per codes adequate ventilation on town and BOE sides of building. Phase two includes installation of Variable Refrigerant Flow electric heat pumps, replacement of fin tube radiation, roof exhaust fans, all HVAC equipment on north side of building to be controlled by DDC Controls. The flooring in center core will be abated and replaced. Due to this projects scope size and complexities, it will be completed in four phases. Design completed in FY22.									
Phase I- FY23 North side									
Phase II- FY24 North side									
Phase IIB - FY 25 North side									
Phase III- FY26 South side									
Phase IV- FY28 South side									
RECOMMENDED FINANCING									
	Source of Funds	Estimated Cost in Current Dollars	Estimated Expenditures by Fiscal Year						
			FY 2026	FY 2027	FY 2028	FY 2029	FY 2030	FY 2031	Six Year Total
A. Planning and Engineering	2	41,000	24,000	-	20,000	-	-	-	44,000
B. Land and Right of Way		-	-	-	-	-	-	-	-
C. Construction	2	3,716,000	2,080,000	-	1,930,000	-	-	-	4,010,000
D. Equipment		-	-	-	-	-	-	-	-
E. Administration		-	-	-	-	-	-	-	-
F. Other Costs		-	-	-	-	-	-	-	-
G. Bonding	2	60,000	30,000	-	30,000	-	-	-	60,000
H. Contingency	2	752,000	421,000	-	390,000	-	-	-	811,000
TOTAL		4,569,000	2,555,000	-	2,370,000	-	-	-	4,925,000
F. Annual Maintenance & Repair									
(1) General Fund		(3) Private Funding	(5) State/Federal Aid						
(2) Municipal Bonds		(4) Enterprise Funds	(6) Other Funding						

PROJECT DETAIL

Project Title: **Town Facility Improvements - Veterans Pool (Construction)**

Department: **Recreation and Leisure Services / Facilities**

Description and Purpose:


In 2016, an assessment of the three outdoor pools was completed. The results of the assessment recommended renovations to the Goslee Pool and Welch Pool changing and lifeguard facilities. The recommendation also calls for the total replacement of Veteran Pool. The project will replace the pool basin, add swim lane markers, replace decking, fencing, piping, and the filtration system of Veteran Pool.



RECOMMENDED FINANCING

	Source of Funds	Estimated Cost in Current Dollars	Estimated Expenditures by Fiscal Year						
			FY 2026	FY 2027	FY 2028	FY 2029	FY 2030	FY 2031	Six Year Total
A. Planning and Engineering	6	296,000	108,000	208,000	-	-	-	-	316,000
B. Land and Right of Way		-	-	-	-	-	-	-	-
C. Construction	2	2,737,000	-	-	3,079,000	-	-	-	3,079,000
D. Equipment		-	-	-	-	-	-	-	-
E. Administration		-	-	-	-	-	-	-	-
F. Other Costs		-	-	-	-	-	-	-	-
G. Bonding	2	50,000	-	-	55,000	-	-	-	55,000
H. Contingency	2, 6	608,000	22,000	42,000	616,000	-	-	-	680,000
TOTAL		3,691,000	130,000	250,000	3,750,000	-	-	-	4,130,000
I. Annual Maintenance & Repair									
(1) General Fund		(3) Private Funding			(5) State/Federal Aid				
(2) Municipal Bonds		(4) Enterprise Funds			(6) Other Funding				


PROJECT DETAIL

Project Title:	Day Hill Road Pavement Management - Addison Rd to Northfield Dr (Construction)
Department:	Engineering / Planning
Description and Purpose:	<p>This project is proposed to address the pavement conditions of Day Hill Road between Addison Road and Northfield Drive. The scope of this project is a 2 inch mill and overlay rehabilitation of Day Hill Road.</p> 

RECOMMENDED FINANCING

	Source of Funds	Estimated Cost in Current Dollars	Estimated Expenditures by Fiscal Year						
			FY 2026	FY 2027	FY 2028	FY 2029	FY 2030	FY 2031	Six Year Total
A. Planning and Engineering	1	116,000	-	126,000	-	-	-	-	126,000
B. Land and Right of Way		-	-	-	-	-	-	-	-
C. Construction	2	1,114,000	-	-	1,253,000	-	-	-	1,253,000
D. Equipment		-	-	-	-	-	-	-	-
E. Administration		-	-	-	-	-	-	-	-
F. Other Costs		-	-	-	-	-	-	-	-
G. Bonding	2	25,000	-	-	30,000	-	-	-	30,000
H. Contingency	1, 2	246,000	-	25,000	251,000	-	-	-	276,000
TOTAL		1,501,000	-	151,000	1,534,000	-	-	-	1,685,000
I. Annual Maintenance & Repair									
(1) General Fund		(3) Private Funding			(5) State/Federal Aid				
(2) Municipal Bonds		(4) Enterprise Funds			(6) Other Funding				

PROJECT DETAIL

Project Title:	Kennedy Road Rehabilitation - River Street to I-91 (Design)
Department:	Engineering
Description and Purpose:	 <p>This project is proposed to address the pavement conditions of Kennedy Road. The scope of this project is a 2 inch mill and overlay rehabilitation of Kennedy Road between River Street and I-91.</p>

RECOMMENDED FINANCING

	Source of Funds	Estimated Cost in Current Dollars	Estimated Expenditures by Fiscal Year						
			FY 2026	FY 2027	FY 2028	FY 2029	FY 2030	FY 2031	Six Year Total
A. Planning and Engineering	1, 2	104,000	-	-	117,000	-	-	-	117,000
B. Land and Right of Way		-	-	-	-	-	-	-	-
C. Construction	2	1,362,000	-	-	-	1,593,000	-	-	1,593,000
D. Equipment		-	-	-	-	-	-	-	-
E. Administration		-	-	-	-	-	-	-	-
F. Other Costs		-	-	-	-	-	-	-	-
G. Bonding	2	40,000	-	-	-	40,000	-	-	40,000
H. Contingency	1, 2	293,000	-	-	23,000	319,000	-	-	342,000
TOTAL		1,799,000	-	-	140,000	1,952,000	-	-	2,092,000
I. Annual Maintenance & Repair									
(1) General Fund		(3) Private Funding			(5) State/Federal Aid				
(2) Municipal Bonds		(4) Enterprise Funds			(6) Other Funding				

PROJECT DETAIL

Project Title: **River Street Rehabilitation - Poquonock Ave. - Old River St. (Construction)**

Department: **Engineering**

Description and Purpose:

The total roadway reconstruction of this section of River Street including the addition of sidewalk has been in the CIP for many years. However, due to the proximity of houses to the road and the position along Farmington River, the widening of the roadway and addition of new sidewalk would require costly improvements including property acquisitions and work to the retaining wall along the river. Significant environmental permitting would also be required due to the proximity to the river.

In FY14 a conceptual study was done to evaluate roadway improvement alternatives. Based on the concept study, the alternatives which included the installation of sidewalks were estimated to cost between \$2.1 million and \$3.8 million. Additionally, these alternatives all required either the full or partial taking of the property at 41-49 River Street, the cost of which is not included in these estimates. Therefore, this project proposes a reduced scope to address the immediate concerns related to the pavement deficiencies and the desire to replace the guide rail along the river. It is proposed to mill and overlay with 4" of pavement with the installation of curbing where suitable.



RECOMMENDED FINANCING

	Source of Funds	Estimated Cost in Current Dollars	Estimated Expenditures by Fiscal Year						
			FY 2026	FY 2027	FY 2028	FY 2029	FY 2030	FY 2031	Six Year Total
A. Planning and Engineering		-	-	-	-	-	-	-	-
B. Land and Right of Way		-	-	-	-	-	-	-	-
C. Construction	2	467,000	-	-	525,000	-	-	-	525,000
D. Equipment		-	-	-	-	-	-	-	-
E. Administration	2	6,000	-	-	7,000	-	-	-	7,000
F. Other Costs		-	-	-	-	-	-	-	-
G. Bonding	2	10,000	-	-	10,000	-	-	-	10,000
H. Contingency	2	95,000	-	-	107,000	-	-	-	107,000
TOTAL		578,000	-	-	649,000	-	-	-	649,000
I. Annual Maintenance & Repair									
(1) General Fund		(3) Private Funding			(5) State/Federal Aid				
(2) Municipal Bonds		(4) Enterprise Funds			(6) Other Funding				

PROJECT DETAIL

Project Title: **Hayden Station Road Rehabilitation - Kennedy Road to Archer Road (Construction)**

Department: **Engineering**

Description and Purpose:

This project is proposed to address the pavement conditions of Hayden Station road. The scope of this project is a mill and overlay of Haydenm Station road between Archer Road and Kennedy Road.



RECOMMENDED FINANCING

	Source of Funds	Estimated Cost in Current Dollars	Estimated Expenditures by Fiscal Year						
			FY 2026	FY 2027	FY 2028	FY 2029	FY2030	FY 2031	Six Year Total
A. Planning and Engineering	1	80,000	-	87,000	-	-	-	-	87,000
B. Land and Right of Way		-	-	-	-	-	-	-	-
C. Construction	2	958,000	-	-	1,078,000	-	-	-	1,078,000
D. Equipment		-	-	-	-	-	-	-	-
E. Administration	2	8,000	-	-	9,000	-	-	-	9,000
F. Other Costs		-	-	-	-	-	-	-	-
G. Bonding	2	15,000	-	-	15,000	-	-	-	15,000
H. Contingency	1, 2	210,000	-	18,000	218,000	-	-	-	236,000
TOTAL		1,271,000	-	105,000	1,320,000	-	-	-	1,425,000
I. Annual Maintenance & Repair		13,700							

(1) General Fund

(3) Private Funding

(5) State/Federal Aid

(2) Municipal Bonds

(4) Enterprise Funds

(6) Other Funding

PROJECT DETAIL

Project Title: **Riverfront Trail Project - Loomis Property to Windsor Center - Phase 2 (Design)**

Department: **Engineering**

Description and Purpose:


The construction of this trail will be part of a system that would connect with the Charter Oak Greenway crossing the Connecticut River, and with the constructed trail from East Barber Street to Meadow Road. In partnership with Riverfront Recapture, the town received a grant in 2021 to construct the section of trail from Meadow Road to a future Riverfront Recapture trail along the river. The proposed trail will be approximately 14,000 feet in length and be constructed of bituminous concrete 10 feet in width. It will traverse property owned by the Town of Windsor, the State of Connecticut, the Loomis Chaffee School and three private owners. The operation of this trail will increase bike-to-work opportunities between Windsor and Hartford and provide walkers and joggers with access along the picturesque Connecticut River.



RECOMMENDED FINANCING

	Source of Funds	Estimated Cost in Current Dollars	Estimated Expenditures by Fiscal Year						
			FY 2026	FY 2027	FY 2028	FY 2029	FY 2030	FY 2031	Six Year Total
A. Planning and Engineering	1	167,000	-	-	188,000	-	-	-	188,000
B. Land and Right of Way		-	-	-	-	-	-	-	-
C. Construction	5	2,029,000	-	-	-	-	2,468,000	-	2,468,000
D. Equipment		-	-	-	-	-	-	-	-
E. Administration		-	-	-	-	-	-	-	-
F. Other Costs	5	62,000	-	-	-	-	76,000	-	76,000
G. Bonding		-	-	-	-	-	-	-	-
H. Contingency	1, 5	451,000	-	-	38,000	-	508,000	-	546,000
TOTAL		2,709,000	-	-	226,000	-	3,052,000	-	3,278,000
I. Annual Maintenance & Repair									
(1) General Fund		(3) Private Funding			(5) State/Federal Aid				
(2) Municipal Bonds		(4) Enterprise Funds			(6) Other Funding				

PROJECT DETAIL

Project Title: Public Safety Equipment Fund	
Department: Public Safety	
Description and Purpose: <p>The town has multiple public safety related capital assets. They include fire stations, the public safety complex, fire apparatus, police vehicles as well as the emergency radio communication system. This project allocates "pay as you go" funding versus long-term borrowing. The amounts reflected are placed in a reserve fund for future use to offset large scale borrowing.</p>	

RECOMMENDED FINANCING

	Source of Funds	Estimated Cost in Current Dollars	Estimated Expenditures by Fiscal Year						
			FY 2026	FY 2027	FY 2028	FY 2029	FY 2030	FY 2031	Six Year Total
A. Planning and Engineering		-	-	-	-	-	-	-	-
B. Land and Right of Way		-	-	-	-	-	-	-	-
C. Construction		-	-	-	-	-	-	-	-
D. Equipment		-	-	-	-	-	-	-	-
E. Administration		-	-	-	-	-	-	-	-
F. Other Costs		-	-	-	-	-	-	-	-
G. Bonding		-	-	-	-	-	-	-	-
H. Contingency	1	1,777,000	-	530,000	360,000	-	600,000	600,000	2,090,000
TOTAL		1,777,000	-	530,000	360,000	-	600,000	600,000	2,090,000
I. Annual Maintenance & Repair									
(1) General Fund		(3) Private Funding	(5) State/Federal Aid						
(2) Municipal Bonds		(4) Enterprise Funds	(6) Other Funding						

PROJECT DETAIL

Project Title: **LP Wilson Roof Replacement Project - North End (Construction)**

Department: **Public Works**

Description and Purpose:


This project entails the design and construction to replace the roof on the north side of LP Wilson.




RECOMMENDED FINANCING

	Source of Funds	Estimated Cost in Current Dollars	Estimated Expenditures by Fiscal Year						Six Year Total
			FY 2026	FY 2027	FY 2028	FY 2029	FY 2030	FY 2031	
A. Planning and Engineering		-	-	-	-	-	-	-	-
B. Land and Right of Way		-	-	-	-	-	-	-	-
C. Construction	2	2,122,000	-	-	2,387,000	-	-	-	2,387,000
D. Equipment		-	-	-	-	-	-	-	-
E. Administration		-	-	-	-	-	-	-	-
F. Other Costs.		-	-	-	-	-	-	-	-
G. Bonding	2	35,000	-	-	35,000	-	-	-	35,000
H. Contingency	2	425,000	-	-	478,000	-	-	-	478,000
TOTAL		2,582,000	-	-	2,900,000	-	-	-	2,900,000
F. Annual Maintenance & Repair									
(1) General Fund		(3) Private Funding			(5) State/Federal Aid				
(2) Municipal Bonds		(4) Enterprise Funds			(6) Other Funding				

PROJECT DETAIL

Project Title: BOE - School Windows Replacement (Construction)									
Department: Board of Education									
Description and Purpose:									
The windows at many of the schools throughout the district are constructed of the old single pane glass, which are not energy efficient and are at the end of their life expectancy. Replacing these windows would not only reduce overall energy costs, but in some cases prevent water seepage that could ultimately contribute to indoor air quality issues. In FY17, the Board of Education replaced the windows at Poquonock School under the General Improvements to Alliance Districts School Buildings grant. The next two schools to be addressed would be Oliver Ellsworth School followed by Kennedy School.									
RECOMMENDED FINANCING									
	Source of Funds	Estimated Cost in Current Dollars	Estimated Expenditures by Fiscal Year						
			FY 2026	FY 2027	FY 2028	FY 2029	FY 2030	FY 2031	Six Year Total
A. Planning and Engineering	1	88,000	-	95,000	-	-	-	-	95,000
B. Land and Right of Way		-	-	-	-	-	-	-	-
C. Construction	2	854,000	-	-	961,000	-	-	-	961,000
D. Equipment		-	-	-	-	-	-	-	-
E. Administration		-	-	-	-	-	-	-	-
F. Other Costs		-	-	-	-	-	-	-	-
G. Bonding	2	15,000	-	-	15,000	-	-	-	15,000
H. Contingency	1,2	95,000	-	10,000	97,000	-	-	-	107,000
TOTAL		1,052,000	-	105,000	1,073,000	-	-	-	1,178,000
I. Annual Maintenance & Repair									
(1) General Fund		(3) Private Funding	(5) State/Federal Aid						
(2) Municipal Bonds		(4) Enterprise Funds	(6) Other Funding						


PROJECT DETAIL

Project Title: Windsor High School Gymnasium Bleachers	
Department: Board of Education	
Description and Purpose:	
<p>Windsor High School Gymnasium was built as part of a building addition in 1974. The bleachers are original to said addition and aside from the regularly preventative maintenance have undergone major work throughout the years including during the total building renovation in 2000-2003 and again within the past ten years. The new bleachers will meet all building codes and A.D.A. requirements.</p>	

RECOMMENDED FINANCING

	Source of Funds	Estimated Cost in Current Dollars	Estimated Expenditures by Fiscal Year						
			FY 2026	FY 2027	FY 2028	FY 2029	FY 2030	FY 2031	Six Year Total
A. Planning and Engineering		-	-	-	-	-	-	-	-
B. Land and Right of Way		-	-	-	-	-	-	-	-
C. Construction	1	260,000	-	-	260,000	-	-	-	260,000
D. Equipment		-	-	-	-	-	-	-	-
E. Administration		-	-	-	-	-	-	-	-
F. Other Costs.		-	-	-	-	-	-	-	-
G. Bonding		-	-	-	-	-	-	-	-
H. Contingency		-	-	-	-	-	-	-	-
TOTAL		260,000	-	-	260,000	-	-	-	260,000
F. Annual Maintenance & Repair									
(1) General Fund			(3) Private Funding			(5) State/Federal Aid			
(2) Municipal Bonds			(4) Enterprise Funds			(6) Other Funding			

PROJECT DETAIL

Project Title: Sage Park (Gymnasium Floor Repacement)	
Department: Board of Education	
Description and Purpose:	
<p>Sage Park Gymnasium was built as part of a building addition in 1993. The wood floor has been exposed to slab moisture which has contributed to damaging the floor. Following the recommendations of a recent study; the concrete slab will need to be sealed or removed and a new slab will need to be installed with a vapor barrier.</p>	

RECOMMENDED FINANCING

	Source of Funds	Estimated Cost in Current Dollars	Estimated Expenditures by Fiscal Year						
			FY 2026	FY 2027	FY 2028	FY 2029	FY 2030	FY 2031	Six Year Total
A. Planning and Engineering	1	12,000	-	-	12,000	-	-	-	12,000
B. Land and Right of Way		-	-	-	-	-	-	-	-
C. Construction	1	138,000	-	-	138,000	-	-	-	138,000
D. Equipment		-	-	-	-	-	-	-	-
E. Administration		-	-	-	-	-	-	-	-
F. Other Costs.		-	-	-	-	-	-	-	-
G. Bonding		-	-	-	-	-	-	-	-
H. Contingency	1	30,000	-	-	30,000	-	-	-	30,000
TOTAL		180,000	-	-	180,000	-	-	-	180,000
F. Annual Maintenance & Repair									
(1) General Fund	(3) Private Funding		(5) State/Federal Aid						
(2) Municipal Bonds	(4) Enterprise Funds		(6) Other Funding						

PROJECT DETAIL

Project Title: **BOE - School Emergency Power Generators (Design)**

Department: **Public Works**

Description and Purpose:

Five of six school buildings do not have emergency power generators, only the High School has a 350 KW unit for HVAC and lighting equipment. This project proposes design work for emergency generators for Poquonock Elementary, Oliver Ellsworth Elementary, Clover Street Elementary, JFK Elementary, and Sage Park Middle Schools. The intent is for these generators to supply emergency back-up power to HVAC systems, Fire and Security systems, and selected lighting in each school building. Emergency power would prevent pipe freezing, food spoilage, fire security alarm coverage, and lighting in the schools during outages.



RECOMMENDED FINANCING

	Source of Funds	Estimated Cost in Current Dollars	Estimated Expenditures by Fiscal Year						
			FY 2026	FY 2027	FY 2028	FY 2029	FY 2030	FY 2031	Six Year Total
A. Planning and Engineering	6	229,000	-	-	258,000	-	-	-	258,000
B. Land and Right of Way		-	-	-	-	-	-	-	-
C. Construction		-	-	-	-	-	-	-	-
D. Equipment		-	-	-	-	-	-	-	-
E. Administration		-	-	-	-	-	-	-	-
F. Other Costs.		-	-	-	-	-	-	-	-
G. Bonding		-	-	-	-	-	-	-	-
H. Contingency	6	46,000	-	-	52,000	-	-	-	52,000
TOTAL		275,000	-	-	310,000	-	-	-	310,000
F. Annual Maintenance & Repair									

(1) General Fund

(3) Private Funding


(5) State/Federal Aid

(2) Municipal Bonds

(4) Enterprise Funds

(6) Other Funding

PROJECT DETAIL

Project Title:	Oliver Ellsworth School - Code Compliance Upgrades (Design)
Department:	Board of Education
Description and Purpose:	 <p>Oliver Ellsworth School was constructed in 1971 and is not in compliance with all current building, life safety, handicapped accessibility and OSHA codes and regulations. Performance of this project will bring the facility into full compliance with these regulations. This upgrade would include, but not limited to, HVAC system modification requirements, fire alarm and security device locations, and ADA accessibility such as plumbing fixtures and building hardware upgrades.</p>

RECOMMENDED FINANCING

	Source of Funds	Estimated Cost in Current Dollars	Estimated Expenditures by Fiscal Year						
			FY 2026	FY 2027	FY 2028	FY 2029	FY 2030	FY 2031	Six Year Total
A. Planning and Engineering	2	36,000	-	-	41,000	-	-	-	41,000
B. Land and Right of Way		-	-	-	-	-	-	-	-
C. Construction	2	217,000	-	-	-	254,000	-	-	254,000
D. Equipment		-	-	-	-	-	-	-	-
E. Administration		-	-	-	-	-	-	-	-
F. Other Costs		-	-	-	-	-	-	-	-
G. Bonding	2	5,000	-	-	-	5,000	-	-	5,000
H. Contingency	2	52,000	-	-	9,000	51,000	-	-	60,000
TOTAL		310,000	-	-	50,000	310,000	-	-	360,000
I. Annual Maintenance & Repair									
(1) General Fund	(3) Private Funding		(5) State/Federal Aid						
(2) Municipal Bonds	(4) Enterprise Funds		(6) Other Funding						

PROJECT DETAIL

Project Title: **Town Facility Improvement - Milo Peck HVAC, Electrical, and Energy Improvements (Construction)**

Department: **Facilities**

Description and Purpose:

Funds are requested for HVAC energy improvements. Major components of the existing heating steam system are original to 1935. The steam boiler was replaced in 1985. One half of the building utilizes steam radiators and through a heat exchanger, the other half is hot water heat. Window air conditioning units are located in every class room and office. This project entails installation of energy efficient heating and cooling systems, high efficiency low condensing boilers, circulating pumps, new heating cooling unit ventilators, unit heaters, variable refrigerant cooling, DDC Controls, and a high efficiency tankless domestic hot water heater. Design will be completed in FY 26 with construction occurring in FY 28.



RECOMMENDED FINANCING

	Source of Funds	Estimated Cost in Current Dollars	Estimated Expenditures by Fiscal Year						
			FY 2026	FY 2027	FY 2028	FY 2029	FY 2030	FY 2031	Six Year Total
A. Planning and Engineering	6	105,000	109,000	-	-	-	-	-	109,000
B. Land and Right of Way		-	-	-	-	-	-	-	-
C. Construction	2	3,026,000	-	-	3,404,000	-	-	-	3,404,000
D. Equipment		-	-	-	-	-	-	-	-
E. Administration		-	-	-	-	-	-	-	-
F. Other Costs		-	-	-	-	-	-	-	-
G. Bonding	2	70,000	-	-	80,000	-	-	-	80,000
H. Contingency	2	470,000	16,000	-	511,000	-	-	-	527,000
TOTAL		3,671,000	125,000	-	3,995,000	-	-	-	4,120,000
I. Annual Maintenance & Repair									

(1) General Fund

(3) Private Funding

(5) State/Federal Aid

(2) Municipal Bonds


(4) Enterprise Funds

(6) Other Funding

Project Details

Fiscal Year 2029


PROJECT DETAIL

Project Title:	Pavement Management Program
Department:	Engineering
Description and Purpose:	<div style="display: flex; align-items: flex-start;"> <div style="flex: 1;"> <p>The Pavement Management Program is a component of the asset management effort for town-owned roadways involving street paving, cold in-place asphalt recycling, thin overlays, microsurfacing, and pavement preventative maintenance (such as crack sealing). The main sources of funding for this work are: the state Local Capital Improvement Program (LoCIP) grant and the General Fund.</p> <p>The funding levels listed below assumes a state LoCIP grant amount of \$180,000 in each fiscal year. The level of funding shown below would provide for these major street repair improvements to be performed on streets on a 25-year schedule.</p> </div> <div style="flex: 1; text-align: center;">  </div> </div>

RECOMMENDED FINANCING

	Source of Funds	Estimated Cost in Current Dollars	Estimated Expenditures by Fiscal Year						
			FY 2026	FY 2027	FY 2028	FY 2029	FY 2030	FY 2031	Six Year Total
A. Planning and Engineering		-	-	-	-	-	-	-	-
B. Land and Right of Way		-	-	-	-	-	-	-	-
C. Construction	1, 5	6,431,000	1,025,000	1,085,000	1,180,000	1,200,000	1,265,000	1,680,000	7,435,000
D. Equipment		-	-	-	-	-	-	-	-
E. Administration		-	-	-	-	-	-	-	-
F. Other Costs		-	-	-	-	-	-	-	-
G. Bonding		-	-	-	-	-	-	-	-
H. Contingency		-	-	-	-	-	-	-	-
TOTAL		6,431,000	1,025,000	1,085,000	1,180,000	1,200,000	1,265,000	1,680,000	7,435,000
I. Annual Maintenance & Repair									
(1) General Fund			(3) Private Funding			(5) State/Federal Aid			
(2) Municipal Bonds			(4) Enterprise Funds			(6) Other Funding			

PROJECT DETAIL

Project Title:	Sidewalk & Curb Replacement
Department:	Engineering
Description and Purpose:	 <p>This recurring CIP project includes the repair of small sections of sidewalk and curbing and the replacement of curb ramps. Funding is used for repairs of small sections and does not include the replacement of large segments of sidewalks encompassing entire blocks of streets nor the installation of new sidewalks. It is anticipated that this work will continue on an annual basis. The town's existing sidewalk network (462,000 linear feet) was valued at \$19.8 million in 2019. With an average re-investment of \$196,000 per year (as shown below) approximately 6,000 linear feet, which is about 1.3% of the total linear feet in the town's network, will be completed each year.</p>

RECOMMENDED FINANCING

	Source of Funds	Estimated Cost in Current Dollars	Estimated Expenditures by Fiscal Year						
			FY 2026	FY 2027	FY 2028	FY 2029	FY 2030	FY 2031	Six Year Total
A. Planning and Engineering		-	-	-	-	-	-	-	-
B. Land and Right of Way		-	-	-	-	-	-	-	-
C. Construction	1	1,166,000	150,000	200,000	225,000	250,000	250,000	275,000	1,350,000
D. Equipment		-	-	-	-	-	-	-	-
E. Administration		-	-	-	-	-	-	-	-
F. Other Costs		-	-	-	-	-	-	-	-
G. Bonding		-	-	-	-	-	-	-	-
H. Contingency		-	-	-	-	-	-	-	-
TOTAL		1,166,000	150,000	200,000	225,000	250,000	250,000	275,000	1,350,000
I. Annual Maintenance & Repair									
(1) General Fund		(3) Private Funding				(5) State/Federal Aid			
(2) Municipal Bonds		(4) Enterprise Funds				(6) Other Funding			

PROJECT DETAIL

Project Title: **Sidewalk Installation - Poquonock Ave., Marshall St. - Tiffany Dr. (Design & Construction)**

Department: **Engineering**

Description and Purpose:


Poquonock Avenue is a state-owned arterial roadway. Area residents have voiced concerns in the past regarding speeding and pedestrian safety along this roadway, particularly the portion of roadway between Marshall Street and Tiffany Drive. This project would allow for the installation of sidewalk along this stretch of roadway to increase safety for pedestrians. Design is scheduled for FY 2026.




RECOMMENDED FINANCING

	Source of Funds	Estimated Cost in Current Dollars	Estimated Expenditures by Fiscal Year						
			FY 2026	FY 2027	FY 2028	FY 2029	FY 2030	FY 2031	Six Year Total
A. Planning and Engineering	2	38,000	-	-	-	44,000	-	-	44,000
B. Land and Right of Way		-	-	-	-	-	-	-	-
C. Construction	2	225,000	-	-	-	263,000	-	-	263,000
D. Equipment		-	-	-	-	-	-	-	-
E. Administration		-	-	-	-	-	-	-	-
F. Other Costs	2	16,000	-	-	-	19,000	-	-	19,000
G. Bonding	2	10,000	-	-	-	10,000	-	-	10,000
H. Contingency	2	50,000	-	-	-	58,000	-	-	58,000
TOTAL		339,000	-	-	-	394,000	-	-	394,000
I. Annual Maintenance & Repair									
(1) General Fund		(3) Private Funding				(5) State/Federal Aid			
(2) Municipal Bonds		(4) Enterprise Funds				(6) Other Funding			

PROJECT DETAIL

Project Title: Pavement Resurfacing at Town Facilities and Schools									
Department: Engineering									
Description and Purpose:									
<p>The paved driveways and parking areas at several town facilities and schools are in fair to poor condition. As such, actions need to be taken to improve these pavement areas. These facilities and schools receive many visitors and students every day, including senior citizens. As these pavements deteriorate, they become hazardous and potential liabilities to the town. The driveways and parking areas need to be resurfaced (paved), reclaimed or reconstructed, depending on their condition. Further, drainage improvements need to be undertaken at some sites to deal with standing water and icing.</p>									
RECOMMENDED FINANCING									
	Source of Funds	Estimated Cost in Current Dollars	Estimated Expenditures by Fiscal Year						
			FY 2026	FY 2027	FY 2028	FY 2029	FY 2030	FY 2031	Six Year Total
A. Planning and Engineering		-	-	-	-	-	-	-	-
B. Land and Right of Way		-	-	-	-	-	-	-	-
C. Construction	2	927,000	-	295,000	-	312,000	-	490,000	1,097,000
D. Equipment		-	-	-	-	-	-	-	-
E. Administration		-	-	-	-	-	-	-	-
F. Other Costs		-	-	-	-	-	-	-	-
G. Bonding	2	15,000	-	5,000	-	5,000	-	10,000	20,000
H. Contingency	2	-	-	-	-	-	-	-	-
TOTAL		942,000	-	300,000	-	317,000	-	500,000	1,117,000
I. Annual Maintenance & Repair									
(1) General Fund		(3) Private Funding	(5) State/Federal Aid						
(2) Municipal Bonds		(4) Enterprise Funds	(6) Other Funding						

PROJECT DETAIL

Project Title: Fleet and Public Works Equipment Replacement	
Department: Public Works	
Description and Purpose:	
<p>The purpose of this request is to replace town fleet vehicles and large Public Works equipment that have outlived their useful lives. Such Public Works vehicles typically have a useful life of 12-15 years. A vehicle and equipment replacement schedule has been developed. This includes dump trucks/snow plows and payloaders. The large vehicles and equipment planned for replacement are/will be from 17 to 30 years old when replaced. In addition, smaller vehicles to meet the needs of other departments will also be acquired to replace older cars and other vehicles.</p>	

RECOMMENDED FINANCING

	Source of Funds	Estimated Cost in Current Dollars	Estimated Expenditures by Fiscal Year						
			FY 2026	FY 2027	FY 2028	FY 2029	FY 2030	FY 2031	Six Year Total
A. Planning and Engineering		-	-	-	-	-	-	-	-
B. Land and Right of Way		-	-	-	-	-	-	-	-
C. Construction		-	-	-	-	-	-	-	-
D. Equipment	1	4,621,000	850,000	850,000	875,000	900,000	900,000	925,000	5,300,000
E. Administration		-	-	-	-	-	-	-	-
F. Other Costs		-	-	-	-	-	-	-	-
G. Bonding		-	-	-	-	-	-	-	-
H. Contingency		-	-	-	-	-	-	-	-
TOTAL		4,621,000	850,000	850,000	875,000	900,000	900,000	925,000	5,300,000
I. Annual Maintenance & Repair									
(1) General Fund	(3) Private Funding		(5) State/Federal Aid						
(2) Municipal Bonds	(4) Enterprise Funds		(6) Other Funding						

PROJECT DETAIL

Project Title: **Historic Monument and Ancient Cemetery Preservation**

Department: **Planning**

Description and Purpose:

This multi-year project provides for the professional restoration of various monuments located in town as well as the restoration of grave markers at the ancient cemetery located on Marshall Phelps Road. There are a number of monuments in town that mark or denote our community's rich history. The monuments range from large bronze statues to engraved stone markers. The ancient cemetery located at the eastern end of Marshall Phelps Road contains grave markers dating back centuries, with many in poor condition. The restoration work will ensure that the monuments and the markers are structurally sound, presentable to the public and able to endure the elements for many more years.



RECOMMENDED FINANCING

	Source of Funds	Estimated Cost in Current Dollars	Estimated Expenditures by Fiscal Year						
			FY 2026	FY 2027	FY 2028	FY 2029	FY 2030	FY 2031	Six Year Total
A. Planning and Engineering		-	-	-	-	-	-	-	-
B. Land and Right of Way		-	-	-	-	-	-	-	-
C. Construction	1, 6	253,000	130,000	-	-	150,000	-	-	280,000
D. Equipment		-	-	-	-	-	-	-	-
E. Administration		-	-	-	-	-	-	-	-
F. Other Costs		-	-	-	-	-	-	-	-
G. Bonding		-	-	-	-	-	-	-	-
H. Contingency		-	-	-	-	-	-	-	-
TOTAL		253,000	130,000	-	-	150,000	-	-	280,000
I. Annual Maintenance & Repair		33,500							
(1) General Fund		(3) Private Funding				(5) State/Federal Aid			
(2) Municipal Bonds		(4) Enterprise Funds				(6) Other Funding			

PROJECT DETAIL

Project Title: **Mill Brook Clubhouse Renovations**

Department: **Public Works**

Description and Purpose:


This project is for the renovation of the former Mill Brook clubhouse building. The scope would include mechanicals, roof, and interior finishes.



RECOMMENDED FINANCING

	Source of Funds	Estimated Cost in Current Dollars	Estimated Expenditures by Fiscal Year						
			FY 2026	FY 2027	FY 2028	FY 2029	FY 2030	FY 2031	Six Year Total
A. Planning and Engineering	2	85,000	-	-	-	100,000	-	-	100,000
B. Land and Right of Way		-	-	-	-	-	-	-	-
C. Construction	2	1,029,000	-	-	-	1,204,000	-	-	1,204,000
D. Equipment		-	-	-	-	-	-	-	-
E. Administration		-	-	-	-	-	-	-	-
F. Other Costs		-	-	-	-	-	-	-	-
G. Bonding	2	15,000	-	-	-	20,000	-	-	20,000
H. Contingency	2	223,000	-	-	-	261,000	-	-	261,000
TOTAL		1,352,000	-	-	-	1,585,000	-	-	1,585,000
I. Annual Maintenance & Repair									
(1) General Fund		(3) Private Funding				(5) State/Federal Aid			
(2) Municipal Bonds		(4) Enterprise Funds				(6) Other Funding			


PROJECT DETAIL

Project Title: Windsor Library Roof Replacement (Construction)	
Department: Public Works	
Description and Purpose: <p>The existing flat roof areas; sections A, B, C, D, and E, at Windsor Library as installed in 1996 and total 7,865 sq. ft. There are two types of PVC roofing; standing seam elastomeric coating and EPDM. These roofs have low pitch and excessive ponding occurs after each rain event. The existing roofs will be completely removed and replaced with new PVC type roofing with a 20 year warranty. Repair all slate roofing as determined to need repairs.</p>	

RECOMMENDED FINANCING

	Source of Funds	Estimated Cost in Current Dollars	Estimated Expenditures by Fiscal Year						
			FY 2026	FY 2027	FY 2028	FY 2029	FY 2030	FY 2031	Six Year Total
A. Planning and Engineering	1	27,000	-	-	30,000	-	-	-	30,000
B. Land and Right of Way		-	-	-	-	-	-	-	-
C. Construction	1	267,000	-	-	-	312,000	-	-	312,000
D. Equipment		-	-	-	-	-	-	-	-
E. Administration		-	-	-	-	-	-	-	-
F. Other Costs		-	-	-	-	-	-	-	-
G. Bonding		-	-	-	-	-	-	-	-
H. Contingency	1	40,000	-	-	-	47,000	-	-	47,000
TOTAL		334,000	-	-	30,000	359,000	-	-	389,000
F. Annual Maintenance & Repair									
<div style="display: flex; justify-content: space-between;"> (1) General Fund (3) Private Funding (5) State/Federal Aid </div> <div style="display: flex; justify-content: space-between;"> (2) Municipal Bonds (4) Enterprise Funds (6) Other Funding </div>									

PROJECT DETAIL


Project Title: Bus Shelter Replacement Program	
Department: Public Works	
Description and Purpose: <p>There are currently 22 bus shelters throughout the town. This program will look at making needed repairs or replacements to these bus shelters based off of a condition assessment.</p>	 <p>First in Connecticut. First for its citizens. First in Connecticut. First for its citizens.</p>

RECOMMENDED FINANCING

	Source of Funds	Estimated Cost in Current Dollars	Estimated Expenditures by Fiscal Year						
			FY 2026	FY 2027	FY 2028	FY 2029	FY 2030	FY 2031	Six Year Total
A. Planning and Engineering	1	26,000	-	-	10,000	10,000	10,000	-	30,000
B. Land and Right of Way		-	-	-	-	-	-	-	-
C. Construction	1	454,000	-	-	177,000	177,000	177,000	-	531,000
D. Equipment		-	-	-	-	-	-	-	-
E. Administration		-	-	-	-	-	-	-	-
F. Other Costs.		-	-	-	-	-	-	-	-
G. Bonding		-	-	-	-	-	-	-	-
H. Contingency	1	97,000	-	-	38,000	38,000	38,000	-	114,000
TOTAL		577,000	-	-	225,000	225,000	225,000	-	675,000
F. Annual Maintenance & Repair									
(1) General Fund			(3) Private Funding			(5) State/Federal Aid			
(2) Municipal Bonds			(4) Enterprise Funds			(6) Other Funding			

PROJECT DETAIL


Project Title: Production Storage Replacement	
Department: Information Technology	
Description and Purpose:	
<p>The datacenters at Town Hall and the Police Department require storage for virtual servers and application data. Each location requires one production storage device with capacity to cover projected data growth during it's lifecycle and sufficient capacity to host the other site's applications in the case of a disaster.The current storage solution was purchased and implemented in 2021. The expected lifecycle for storage of this nature is 5-7 years. In 2028 the current storage will have been in operation for 7 years.</p>	



RECOMMENDED FINANCING

	Source of Funds	Estimated Cost in Current Dollars	Estimated Expenditures by Fiscal Year						
			FY 2026	FY 2027	FY 2028	FY 2029	FY 2030	FY 2031	Six Year Total
A. Planning and Engineering		-	-	-	-	-	-	-	-
B. Land and Right of Way		-	-	-	-	-	-	-	-
C. Construction		-	-	-	-	-	-	-	-
D. Equipment	6	209,000	-	-	-	245,000	-	-	245,000
E. Administration		-	-	-	-	-	-	-	-
F. Other Costs		-	-	-	-	-	-	-	-
G. Bonding		-	-	-	-	-	-	-	-
H. Contingency	6	42,000	-	-	-	49,000	-	-	49,000
TOTAL		251,000	-	-	-	294,000	-	-	294,000
I. Annual Maintenance & Repair									
(1) General Fund	(3) Private Funding		(5) State/Federal Aid						
(2) Municipal Bonds	(4) Enterprise Funds		(6) Other Funding						


PROJECT DETAIL

Project Title: Route 305 Corridor Improvements (Concept Design)	
Department: Engineering	
Description and Purpose:	
<p>Route 305, Bloomfield Avenue, is a main artery between Windsor and Bloomfield. In 2009, the Capitol Region Council of Governments, with town assistance, completed the Route 305 Corridor Study. The study concluded that Bloomfield Avenue will need to be increased to a 4-lane roadway to accommodate projected traffic in 2030. The cost of this long-term project exceeds \$10M. This project was developed to address the short-term improvements that could be done to improve traffic flow from I-91 Interchange 37 to Marshall Phelps Road. The proposed work includes constructing a westbound turn lane at Mountain Road, extending the through lane and merge area west of Mountain Road, constructing raised medians and left turn lanes throughout, providing an eastbound left turn lane at Addison Road, and constructing raised medians and channelized islands at the Marshall Phelps Road intersection.</p>	

RECOMMENDED FINANCING

	Source of Funds	Estimated Cost in Current Dollars	Estimated Expenditures by Fiscal Year						
			FY 2026	FY 2027	FY 2028	FY 2029	FY 2030	FY 2031	Six Year Total
A. Planning and Engineering	2	245,000	-	-	-	287,000	-	-	287,000
B. Land and Right of Way		-	-	-	-	-	-	-	-
C. Construction		-	-	-	-	-	-	-	-
D. Equipment		-	-	-	-	-	-	-	-
E. Administration		-	-	-	-	-	-	-	-
F. Other Costs		-	-	-	-	-	-	-	-
G. Bonding	2	5,000	-	-	-	5,000	-	-	5,000
H. Contingency	2	50,000	-	-	-	58,000	-	-	58,000
TOTAL		300,000	-	-	-	350,000	-	-	350,000
I. Annual Maintenance & Repair									
(1) General Fund	(3) Private Funding		(5) State/Federal Aid						
(2) Municipal Bonds	(4) Enterprise Funds		(6) Other Funding						

PROJECT DETAIL

Project Title:	Day Hill Road Pavement Management - Blue Hills Ave to Great Pond Dr (Construction)
Department:	Engineering / Planning
Description and Purpose:	 <p>This project is proposed to address the pavement conditions of Day Hill Road between Blue Hills Avenue and Great Pond Drive. The scope of this project is a 2 inch mill and overlay rehabilitation of Day Hill Road.</p>

RECOMMENDED FINANCING

	Source of Funds	Estimated Cost in Current Dollars	Estimated Expenditures by Fiscal Year						
			FY 2026	FY 2027	FY 2028	FY 2029	FY 2030	FY 2031	Six Year Total
A. Planning and Engineering	2, 6	108,000	-	117,000	-	-	-	-	117,000
B. Land and Right of Way		-	-	-	-	-	-	-	-
C. Construction	2	1,375,000	-	-	-	1,609,000	-	-	1,609,000
D. Equipment		-	-	-	-	-	-	-	-
E. Administration		-	-	-	-	-	-	-	-
F. Other Costs		-	-	-	-	-	-	-	-
G. Bonding	2	35,000	-	-	-	40,000	-	-	40,000
H. Contingency	2, 6	297,000	-	23,000	-	322,000	-	-	345,000
TOTAL		1,815,000	-	140,000	-	1,971,000	-	-	2,111,000
I. Annual Maintenance & Repair									
(1) General Fund		(3) Private Funding				(5) State/Federal Aid			
(2) Municipal Bonds		(4) Enterprise Funds				(6) Other Funding			

PROJECT DETAIL

Project Title: **Kennedy Road Rehabilitaion - River Street to I-91 (Construction)**

Department: **Engineering**

Description and Purpose:

This project is proposed to address the pavement conditions of Kennedy Road. The scope of this project is a 2 inch mill and overlay rehabilitation of Kennedy Road between River Street and I-91.



RECOMMENDED FINANCING

	Source of Funds	Estimated Cost in Current Dollars	Estimated Expenditures by Fiscal Year						
			FY 2026	FY 2027	FY 2028	FY 2029	FY 2030	FY 2031	Six Year Total
A. Planning and Engineering	2	104,000	-	-	117,000	-	-	-	117,000
B. Land and Right of Way		-	-	-	-	-	-	-	-
C. Construction	2	1,362,000	-	-	-	1,593,000	-	-	1,593,000
D. Equipment		-	-	-	-	-	-	-	-
E. Administration		-	-	-	-	-	-	-	-
F. Other Costs		-	-	-	-	-	-	-	-
G. Bonding	2	40,000	-	-	-	40,000	-	-	40,000
H. Contingency	2	293,000	-	-	23,000	319,000	-	-	342,000
TOTAL		1,799,000	-	-	140,000	1,952,000	-	-	2,092,000
I. Annual Maintenance & Repair									

(1) General Fund

(3) Private Funding


(5) State/Federal Aid

(2) Municipal Bonds

(4) Enterprise Funds

(6) Other Funding


PROJECT DETAIL

Project Title:	Basswood Road Reconstruction (Construction)
Department:	Engineering / Public Works
Description and Purpose:	<p>Basswood Road is an old oiled road with many defects. The road is important as it provides emergency access to the Hayden Station Firehouse, located at the corner of Pond Rd and Basswood Road. The proposed CIP project includes full-depth roadway reconstruction from the intersection with Kennedy Road extending west to the intersection with Macktown Road. The project includes improvements to the drainage system as well as the installation of new sidewalk and street lighting.</p> 

RECOMMENDED FINANCING

	Source of Funds	Estimated Cost in Current Dollars	Estimated Expenditures by Fiscal Year						
			FY 2026	FY 2027	FY 2028	FY 2029	FY 2030	FY 2031	Six Year Total
A. Planning and Engineering	6	165,000	-	179,000	-	-	-	-	179,000
B. Land and Right of Way		-	-	-	-	-	-	-	-
C. Construction	2	1,498,000	-	-	-	1,752,000	-	-	1,752,000
D. Equipment		-	-	-	-	-	-	-	-
E. Administration		-	-	-	-	-	-	-	-
F. Other Costs		-	-	-	-	-	-	-	-
G. Bonding	2	35,000	-	-	-	40,000	-	-	40,000
H. Contingency	2, 6	333,000	-	36,000	-	351,000	-	-	387,000
TOTAL		2,031,000	-	215,000	-	2,143,000	-	-	2,358,000
I. Annual Maintenance & Repair		26,800							
(1) General Fund		(3) Private Funding				(5) State/Federal Aid			
(2) Municipal Bonds		(4) Enterprise Funds				(6) Other Funding			


PROJECT DETAIL

Project Title: Pedestrian Bridge Improvements & Replacement Program	
Department: Recreation and Leisure Services / Engineering	
Description and Purpose:	
<p>In 2025, the Town of Windsor procured the services of a structural engineering firm to perform an assessment of Town-owned pedestrian bridges and make recommendations for necessary repairs and replacement.</p> <p>This project phase includes replacement of the pedestrian bridge at Custer Park, including the removal of the existing structure and replacement with a new prefabricated steel truss and decking.</p>	

RECOMMENDED FINANCING

	Source of Funds	Estimated Cost in Current Dollars	Estimated Expenditures by Fiscal Year						
			FY 2026	FY 2027	FY 2028	FY 2029	FY 2030	FY 2031	Six Year Total
A. Planning and Engineering		-	-	-	-	-	-	-	-
B. Land and Right of Way		-	-	-	-	-	-	-	-
C. Construction	2, 6	436,000	380,000	-	-	83,000	-	-	463,000
D. Equipment		-	-	-	-	-	-	-	-
E. Administration		19,000	20,000	-	-	-	-	-	20,000
F. Other Costs		-	-	-	-	-	-	-	-
G. Bonding	2	5,000	5,000	-	-	-	-	-	5,000
H. Contingency	2, 6	53,000	40,000	-	-	17,000	-	-	57,000
TOTAL		513,000	445,000	-	-	100,000	-	-	545,000
I. Annual Maintenance & Repair									
(1) General Fund	(3) Private Funding		(5) State/Federal Aid						
(2) Municipal Bonds	(4) Enterprise Funds		(6) Other Funding						


PROJECT DETAIL

Project Title:	Washington Park Improvements (Design)
Department:	Recreation/Engineering
Description and Purpose:	<p>This project calls for improvements to Washington Park located on Lennox Avenue. Improvements include the replacement of 1020 feet of the existing pathway along the pond, the installation of a new 130 feet pathway to the pavilion, addition of park benches on concrete pads, and new plantings. Upon inspection by a structural engineer, it will be determined whether the wooden deck and footbridge will be in need of repair or replacement.</p> 

RECOMMENDED FINANCING

	Source of Funds	Estimated Cost in Current Dollars	Estimated Expenditures by Fiscal Year						
			FY 2026	FY 2027	FY 2028	FY 2029	FY 2030	FY 2031	Six Year Total
A. Planning and Engineering	1	71,000	-	-	-	83,000	-	-	83,000
B. Land and Right of Way		-	-	-	-	-	-	-	-
C. Construction	2	300,000	-	-	-	-	365,000	-	365,000
D. Equipment		-	-	-	-	-	-	-	-
E. Administration		-	-	-	-	-	-	-	-
F. Other Costs	2	34,000	-	-	-	-	41,000	-	41,000
G. Bonding	2	10,000	-	-	-	-	10,000	-	10,000
H. Contingency	1, 2	84,000	-	-	-	17,000	84,000	-	101,000
TOTAL		499,000	-	-	-	100,000	500,000	-	600,000
I. Annual Maintenance & Repair									
(1) General Fund		(3) Private Funding				(5) State/Federal Aid			
(2) Municipal Bonds		(4) Enterprise Funds				(6) Other Funding			

PROJECT DETAIL

Project Title: Public Safety Equipment Fund - Engine 1 Replacement	
Department: Public Safety	
Description and Purpose:	
<p>Engine 1 is a 2006 Seagrave 1500 GPM (gallons per minute) pumper at the firehouse located at 340 Bloomfield Ave (Company 1) . One of the Fire Department's long term goals is to replace equipment that reaches the age of 20 years. This will allow for reduced maintenance costs and ensure a safe, modern fleet of vehicles. The replacement vehicle would be similar in nature with a 1500 GPM pump, seating for 6 firefighters and a 500 gallon water tank.</p>	

RECOMMENDED FINANCING

	Source of Funds	Estimated Cost in Current Dollars	Estimated Expenditures by Fiscal Year						
			FY 2026	FY 2027	FY 2028	FY 2029	FY 2030	FY 2031	Six Year Total
A. Planning and Engineering		-	-	-	-	-	-	-	-
B. Land and Right of Way		-	-	-	-	-	-	-	-
C. Construction		-	-	-	-	-	-	-	-
D. Equipment	1, 2	1,282,000	-	-	-	1,500,000	-	-	1,500,000
E. Administration		-	-	-	-	-	-	-	-
F. Other Costs		-	-	-	-	-	-	-	-
G. Bonding		-	-	-	-	-	-	-	-
H. Contingency	1, 2	256,000	-	-	-	300,000	-	-	300,000
TOTAL		1,538,000	-	-	-	1,800,000	-	-	1,800,000
I. Annual Maintenance & Repair									
(1) General Fund	(3) Private Funding		(5) State/Federal Aid						
(2) Municipal Bonds	(4) Enterprise Funds		(6) Other Funding						

PROJECT DETAIL

Project Title: **BOE - Windsor High School Fieldhouse Renovation (Design)**

Department: **Board of Education**

Description and Purpose

The existing WHS Fieldhouse was built in 1968 and measures 6,750 sq. ft. It is located on O'Brien Field. It is in its original condition except for in 2015 when the boiler was replaced, buried heating oil tank removed and natural gas added to facility. The complete interior, snack stand, and public restrooms need to be renovated to existing codes for each specific use. The roof was last replaced in 1994 and is currently out of warranty. This project would entail new interior space design, restrooms, showers, hvac systems, roof, and removal of hazardous materials.



RECOMMENDED FINANCING

	Source of Funds	Estimated Cost in Current Dollars	Estimated Expenditures by Fiscal Year						
			FY 2026	FY 2027	FY 2028	FY 2029	FY 2030	FY 2031	Six Year Total
A. Planning and Engineering	1	214,000	-	-	-	250,000	-	-	250,000
B. Land and Right of Way		-	-	-	-	-	-	-	-
C. Construction	2	6,504,000	-	-	-	-	-	8,230,000	8,230,000
D. Equipment		-	-	-	-	-	-	-	-
E. Administration		-	-	-	-	-	-	-	-
F. Other Costs		-	-	-	-	-	-	-	-
G. Bonding	2	100,000	-	-	-	-	-	124,000	124,000
H. Contingency	1, 2	1,344,000	-	-	-	50,000	-	1,646,000	1,696,000
TOTAL		8,162,000	-	-	-	300,000	-	10,000,000	10,300,000
F. Annual Maintenance & Repair									
(1) General Fund	(3) Private Funding		(5) State/Federal Aid						
(2) Municipal Bonds	(4) Enterprise Funds		(6) Other Funding						

PROJECT DETAIL

Project Title: **Oliver Ellsworth School - ADA Code Compliance Upgrades (Construction)**

Department: **Board of Education**

Description and Purpose:

Oliver Ellsworth School was constructed in 1971 and is not in compliance with all current building, life safety, handicapped accessibility and OSHA codes and regulations. Performance of this project will bring the facility into full compliance with these regulations. This upgrade would include, but not limited to, HVAC system modification requirements, fire alarm and security device locations, and ADA accessibility such as plumbing fixtures and building hardware upgrades.



RECOMMENDED FINANCING

	Source of Funds	Estimated Cost in Current Dollars	Estimated Expenditures by Fiscal Year						
			FY 2026	FY 2027	FY 2028	FY 2029	FY 2030	FY 2031	Six Year Total
A. Planning and Engineering	1, 2	36,000	-	-	41,000	-	-	-	41,000
B. Land and Right of Way		-	-	-	-	-	-	-	-
C. Construction	2	217,000	-	-	-	254,000	-	-	254,000
D. Equipment		-	-	-	-	-	-	-	-
E. Administration		-	-	-	-	-	-	-	-
F. Other Costs		-	-	-	-	-	-	-	-
G. Bonding	2	5,000	-	-	-	5,000	-	-	5,000
H. Contingency	1, 2	52,000	-	-	9,000	51,000	-	-	60,000
TOTAL		310,000	-	-	50,000	310,000	-	-	360,000
I. Annual Maintenance & Repair									
(1) General Fund	(3) Private Funding		(5) State/Federal Aid						
(2) Municipal Bonds	(4) Enterprise Funds		(6) Other Funding						

PROJECT DETAIL

Project Title: **Poquonock School Ventilation Upgrade (Construction)**

Department: **Board of Education**

Description and Purpose:

The building's current ventilation equipment dates to the original building construction in 1947 and the two subsequent additions in the years 1958 and 1987. Due to budget constraints the ventilation system portion of the H.V.A.C. upgrade project which took place in 2019 was removed and has not been completed. This project entails the design and construction of a ventilation system for the entire building including all academic and non academic areas.




RECOMMENDED FINANCING

	Source of Funds	Estimated Cost in Current Dollars	Estimated Expenditures by Fiscal Year						
			FY 2026	FY 2027	FY 2028	FY 2029	FY 2030	FY 2031	Six Year Total
A. Planning and Engineering	1	112,000	-	121,000	-	-	-	-	121,000
B. Land and Right of Way		-	-	-	-	-	-	-	-
C. Construction	2	2,564,000	-	-	-	3,000,000	-	-	3,000,000
D. Equipment		-	-	-	-	-	-	-	-
E. Administration		-	-	-	-	-	-	-	-
F. Other Costs		-	-	-	-	-	-	-	-
G. Bonding	2	60,000	-	-	-	70,000	-	-	70,000
H. Contingency	1, 2	535,000	-	24,000	-	600,000	-	-	624,000
TOTAL		3,271,000	-	145,000	-	3,670,000	-	-	3,815,000
I. Annual Maintenance & Repair									
(1) General Fund		(3) Private Funding				(5) State/Federal Aid			
(2) Municipal Bonds		(4) Enterprise Funds				(6) Other Funding			

Project Details

Fiscal Year 2030

PROJECT DETAIL

Project Title:	Pavement Management Program
Department:	Engineering
Description and Purpose:	 <p>The Pavement Management Program is a component of the asset management effort for town-owned roadways involving street paving, cold in-place asphalt recycling, thin overlays, microsurfacing, and pavement preventative maintenance (such as crack sealing). The main sources of funding for this work are: the state Local Capital Improvement Program (LoCIP) grant and the General Fund.</p> <p>The funding levels listed below assumes a state LoCIP grant amount of \$180,000 in each fiscal year. The level of funding shown below would provide for these major street repair improvements to be performed on streets on a 25-year schedule.</p>

RECOMMENDED FINANCING

	Source of Funds	Estimated Cost in Current Dollars	Estimated Expenditures by Fiscal Year						
			FY 2026	FY 2027	FY 2028	FY 2029	FY 2030	FY 2031	Six Year Total
A. Planning and Engineering		-	-	-	-	-	-	-	-
B. Land and Right of Way		-	-	-	-	-	-	-	-
C. Construction	1, 5	6,431,000	1,025,000	1,085,000	1,180,000	1,200,000	1,265,000	1,680,000	7,435,000
D. Equipment		-	-	-	-	-	-	-	-
E. Administration		-	-	-	-	-	-	-	-
F. Other Costs		-	-	-	-	-	-	-	-
G. Bonding		-	-	-	-	-	-	-	-
H. Contingency		-	-	-	-	-	-	-	-
TOTAL		6,431,000	1,025,000	1,085,000	1,180,000	1,200,000	1,265,000	1,680,000	7,435,000
I. Annual Maintenance & Repair									
(1) General Fund	(3) Private Funding		(5) State/Federal Aid						
(2) Municipal Bonds	(4) Enterprise Funds		(6) Other Funding						

PROJECT DETAIL

Project Title: **Sidewalk & Curb Replacement**

Department: **Engineering**

Description and Purpose:


This recurring CIP project includes the repair of small sections of sidewalk and curbing and the replacement of curb ramps. Funding is used for repairs of small sections and does not include the replacement of large segments of sidewalks encompassing entire blocks of streets nor the installation of new sidewalks. It is anticipated that this work will continue on an annual basis. The town's existing sidewalk network (462,000 linear feet) was valued at \$19.8 million in 2019. With an average re-investment of \$196,000 per year (as shown below) approximately 6,000 linear feet, which is about 1.3% of the total linear feet in the town's network, will be completed each year.




RECOMMENDED FINANCING

	Source of Funds	Estimated Cost in Current Dollars	Estimated Expenditures by Fiscal Year						
			FY 2026	FY 2027	FY 2028	FY 2029	FY 2030	FY 2031	Six Year Total
A. Planning and Engineering		-	-	-	-	-	-	-	-
B. Land and Right of Way		-	-	-	-	-	-	-	-
C. Construction	1	1,166,000	150,000	200,000	225,000	250,000	250,000	275,000	1,350,000
D. Equipment		-	-	-	-	-	-	-	-
E. Administration		-	-	-	-	-	-	-	-
F. Other Costs		-	-	-	-	-	-	-	-
G. Bonding		-	-	-	-	-	-	-	-
H. Contingency		-	-	-	-	-	-	-	-
TOTAL		1,166,000	150,000	200,000	225,000	250,000	250,000	275,000	1,350,000
I. Annual Maintenance & Repair									
(1) General Fund	(3) Private Funding		(5) State/Federal Aid						
(2) Municipal Bonds	(4) Enterprise Funds		(6) Other Funding						

PROJECT DETAIL

Project Title: Stormwater Management Improvements									
Department: Engineering									
Description and Purpose:									
This multi-year effort allows the town to develop and implement a plan to manage its existing stormwater management system; an important, but typically invisible utility. The project entails: 1) implementing a plan to improve the condition of the parts of the system that are in poor condition by replacing old, damaged storm sewers, catch basins, sewer laterals, as well as sections of Decker's Brook that require repair/replacement; 2) developing and implementing a program to reduce the amount of grit and pollutants that leave the storm sewer system and enter the watersheds by replacing sewer outfalls with environmentally friendly equipment/structures, which represent best management practices; 3) install aeration equipment to improve water quality; 4) replace damaged or worn out components of the stormwater system (catch basins and sewer pipe) when streets are to have major repairs performed (paving, etc.); and 5) handle requests & complaints from residents regarding needed improvements to the stormwater system.									
RECOMMENDED FINANCING									
	Source of Funds	Estimated Cost in Current Dollars	Estimated Expenditures by Fiscal Year						
			FY 2026	FY 2027	FY 2028	FY 2029	FY 2030	FY 2031	Six Year Total
A. Planning and Engineering		-	-	-	-	-	-	-	-
B. Land and Right of Way		-	-	-	-	-	-	-	-
C. Construction	2	1,083,000	390,000	-	390,000	-	440,000	-	1,220,000
D. Equipment		-	-	-	-	-	-	-	-
E. Administration		-	-	-	-	-	-	-	-
F. Other Costs		-	-	-	-	-	-	-	-
G. Bonding	2	25,000	10,000	-	10,000	-	10,000	-	30,000
H. Contingency		-	-	-	-	-	-	-	-
TOTAL		1,108,000	400,000	-	400,000	-	450,000	-	1,250,000
I. Annual Maintenance & Repair									
(1) General Fund		(3) Private Funding	(5) State/Federal Aid						
(2) Municipal Bonds		(4) Enterprise Funds	(6) Other Funding						

PROJECT DETAIL

Project Title: Fleet and Public Works Equipment Replacement	
Department: Public Works	
Description and Purpose:	
<p>The purpose of this request is to replace town fleet vehicles and large Public Works equipment that have outlived their useful lives. Such Public Works vehicles typically have a useful life of 12-15 years. A vehicle and equipment replacement schedule has been developed. This includes dump trucks/snow plows and payloaders. The large vehicles and equipment planned for replacement are/will be from 17 to 30 years old when replaced. In addition, smaller vehicles to meet the needs of other departments will also be acquired to replace older cars and other vehicles.</p>	

RECOMMENDED FINANCING

	Source of Funds	Estimated Cost in Current Dollars	Estimated Expenditures by Fiscal Year						
			FY 2026	FY 2027	FY 2028	FY 2029	FY 2030	FY 2031	Six Year Total
A. Planning and Engineering		-	-	-	-	-	-	-	-
B. Land and Right of Way		-	-	-	-	-	-	-	-
C. Construction		-	-	-	-	-	-	-	-
D. Equipment	1	4,621,000	850,000	850,000	875,000	900,000	900,000	925,000	5,300,000
E. Administration		-	-	-	-	-	-	-	-
F. Other Costs		-	-	-	-	-	-	-	-
G. Bonding		-	-	-	-	-	-	-	-
H. Contingency		-	-	-	-	-	-	-	-
TOTAL		4,621,000	850,000	850,000	875,000	900,000	900,000	925,000	5,300,000
I. Annual Maintenance & Repair									
(1) General Fund	(3) Private Funding		(5) State/Federal Aid						
(2) Municipal Bonds	(4) Enterprise Funds		(6) Other Funding						

PROJECT DETAIL

Project Title: **Bus Shelter Replacement Program**

Department: **Public Works**

Description and Purpose:

There are currently 22 bus shelters throughout the town. This program will look at making needed repairs or replacements to these bus shelters based off of a condition assessment.



RECOMMENDED FINANCING

	Source of Funds	Estimated Cost in Current Dollars	Estimated Expenditures by Fiscal Year						
			FY 2026	FY 2027	FY 2028	FY 2029	FY 2030	FY 2031	Six Year Total
A. Planning and Engineering	1	26,000	-	-	10,000	10,000	10,000	-	30,000
B. Land and Right of Way		-	-	-	-	-	-	-	-
C. Construction	1	454,000	-	-	177,000	177,000	177,000	-	531,000
D. Equipment		-	-	-	-	-	-	-	-
E. Administration		-	-	-	-	-	-	-	-
F. Other Costs.		-	-	-	-	-	-	-	-
G. Bonding		-	-	-	-	-	-	-	-
H. Contingency	1	97,000	-	-	38,000	38,000	38,000	-	114,000
TOTAL		577,000	-	-	225,000	225,000	225,000	-	675,000
F. Annual Maintenance & Repair									

(1) General Fund

(3) Private Funding

(5) State/Federal Aid

(2) Municipal Bonds

(4) Enterprise Funds

(6) Other Funding

PROJECT DETAIL

Project Title: **Intersection Improvements - Capen Street and Sage Park Road (Design)**

Department: **Engineering**

Description and Purpose:

Capen Street at Sage Park Road is triangular in shape with three roadway sections merging in the area. Movements are controlled mostly by yield signs and sight distances are inadequate. Reconstruction of the intersection is desired to eliminate motorist confusion and improve sight distances. The design phase will include conceptual phase to determine the appropriate improvement, which may include a formal "T" shaped intersection with turn lanes or small roundabout. This project has been recommended in previous Plans of Conservation and Development.



RECOMMENDED FINANCING

	Source of Funds	Estimated Cost in Current Dollars	Estimated Expenditures by Fiscal Year						
			FY 2026	FY 2027	FY 2028	FY 2029	FY 2030	FY 2031	Six Year Total
A. Planning and Engineering	1	85,000	-	-	-	-	104,000	-	104,000
B. Land and Right of Way		-	-	-	-	-	-	-	-
C. Construction		514,000	-	-	-	-	-	650,000	650,000
D. Equipment		-	-	-	-	-	-	-	-
E. Administration		-	-	-	-	-	-	-	-
F. Other Costs		47,000	-	-	-	-	-	60,000	60,000
G. Bonding		10,000	-	-	-	-	-	15,000	15,000
H. Contingency	1	129,000	-	-	-	-	21,000	142,000	163,000
TOTAL		785,000	-	-	-	-	125,000	867,000	992,000
I. Annual Maintenance & Repair									

(1) General Fund

(3) Private Funding


(5) State/Federal Aid

(2) Municipal Bonds

(4) Enterprise Funds

(6) Other Funding


PROJECT DETAIL

Project Title: International Drive Rehabilitation - Seymour to Rainbow (Design)	
Department: Engineering	
Description and Purpose:	
<p>This project is proposed to address the pavement conditions of International Drive between Seymour Road and Rainbow Road. The scope of this project is a 2 inch mill and overlay rehabilitation of the majority of the section with a 2000 square yard area of full depth reconstruction. This full depth reconstruction will be done at areas with major base failure.</p>	


RECOMMENDED FINANCING

	Source of Funds	Estimated Cost in Current Dollars	Estimated Expenditures by Fiscal Year						
			FY 2026	FY 2027	FY 2028	FY 2029	FY 2030	FY 2031	Six Year Total
A. Planning and Engineering	6	100,000	-	-	-	-	125,000	-	125,000
B. Land and Right of Way			-	-	-	-	-	-	-
C. Construction	2	1,614,000	-	-	-	-	-	2,042,000	2,042,000
D. Equipment			-	-	-	-	-	-	-
E. Administration			-	-	-	-	-	-	-
F. Other Costs			-	-	-	-	-	-	-
G. Bonding	2	40,000	-	-	-	-	-	50,000	50,000
H. Contingency	2, 6	322,000	-	-	-	-	25,000	408,000	433,000
TOTAL		2,076,000	-	-	-	-	150,000	2,500,000	2,650,000
I. Annual Maintenance & Repair									
(1) General Fund	(3) Private Funding		(5) State/Federal Aid						
(2) Municipal Bonds	(4) Enterprise Funds		(6) Other Funding						

PROJECT DETAIL

Project Title: Pleasant Street Boat Launch Reconstruction									
Department: Engineering									
Description and Purpose:									
The Pleasant Street Boat Launch was built in the 1990's and services small boats launching into the Farmington River. At times of the year, it is filled to parking capacity due to its popularity. Presently, the paved launch area, sufficient for one boat at a time, has been eroded by the river action. Temporary repairs have been done to allow continued usage of the launch. Permanent repairs are required, and as part of this effort, it is desirable to upgrade the launch area to withstand the river erosion forces and to reduce future maintenance and repair costs. It is proposed to demolish the present launch area and reconstruct the launch using precast concrete slab sections. Excavation and realignment of the launch and parking area will be required.									
RECOMMENDED FINANCING									
	Source of Funds	Estimated Cost in Current Dollars	Estimated Expenditures by Fiscal Year						
			FY 2026	FY 2027	FY 2028	FY 2029	FY 2030	FY 2031	Six Year Total
A. Planning and Engineering	2	58,000	-	-	-	-	70,000	-	70,000
B. Land and Right of Way		-	-	-	-	-	-	-	-
C. Construction	2	370,000	-	-	-	-	450,000	-	450,000
D. Equipment		-	-	-	-	-	-	-	-
E. Administration		-	-	-	-	-	-	-	-
F. Other Costs	2	52,000	-	-	-	-	63,000	-	63,000
G. Bonding		10,000	-	-	-	-	10,000	-	10,000
H. Contingency	2	96,000	-	-	-	-	117,000	-	117,000
TOTAL		586,000	-	-	-	-	710,000	-	710,000
I. Annual Maintenance & Repair									
(1) General Fund		(3) Private Funding	(5) State/Federal Aid						
(2) Municipal Bonds		(4) Enterprise Funds	(6) Other Funding						

PROJECT DETAIL

Project Title:	Riverfront Trail Project - Loomis Property to Windsor Center - Phase 2 (Construction)		
Department:	Engineering		
Description and Purpose:	<div style="text-align: center;">  </div>		
<p>The construction of this trail will be part of a system that would connect with the Charter Oak Greenway crossing the Connecticut River, and with the constructed trail from East Barber Street to Meadow Road. In partnership with Riverfront Recapture, the town received a grant in 2021 to construct the section of trail from Meadow Road to a future Riverfront Recapture trail along the river. The proposed trail will be approximately 14,000 feet in length and be constructed of bituminous concrete 10 feet in width. It will traverse property owned by the Town of Windsor, the State of Connecticut, the Loomis Chaffee School and three private owners. The operation of this trail will increase bike-to-work opportunities between Windsor and Hartford and provide walkers and joggers with access along the picturesque Connecticut River.</p>			

RECOMMENDED FINANCING

	Source of Funds	Estimated Cost in Current Dollars	Estimated Expenditures by Fiscal Year						
			FY 2026	FY 2027	FY 2028	FY 2029	FY 2030	FY 2031	Six Year Total
A. Planning and Engineering	1	167,000	-	-	188,000	-	-	-	188,000
B. Land and Right of Way		-	-	-	-	-	-	-	-
C. Construction	5	2,029,000	-	-	-	-	2,468,000	-	2,468,000
D. Equipment		-	-	-	-	-	-	-	-
E. Administration		-	-	-	-	-	-	-	-
F. Other Costs	5	62,000	-	-	-	-	76,000	-	76,000
G. Bonding		-	-	-	-	-	-	-	-
H. Contingency	1, 5	451,000	-	-	38,000	-	508,000	-	546,000
TOTAL		2,709,000	-	-	226,000	-	3,052,000	-	3,278,000
I. Annual Maintenance & Repair									
(1) General Fund	(3) Private Funding		(5) State/Federal Aid						
(2) Municipal Bonds	(4) Enterprise Funds		(6) Other Funding						

PROJECT DETAIL

Project Title: **Rainbow Neighborhood - Street Reconstruction (Design)**

Department: **Engineering**

Description and Purpose:

Several streets in the Rainbow neighborhood, adjacent to Bradley International Airport, are in poor condition with need of drainage improvements. These residential streets are: Chestnut Drive, Hickory Drive, Poplar Drive, Walnut Drive, Cedar Road, Spruce Road, and Hemlock Road. As a result of the poor drainage, these streets are frequently covered with ice during the winter resulting in unsafe driving conditions. This project would include pavement rehabilitation, drainage improvements, installation of curbing, installation of sidewalks, and installation of street lighting.



RECOMMENDED FINANCING

	Source of Funds	Estimated Cost in Current Dollars	Estimated Expenditures by Fiscal Year						
			FY 2026	FY 2027	FY 2028	FY 2029	FY 2030	FY 2031	Six Year Total
A. Planning and Engineering	2	373,000	-	-	-	-	454,000	-	454,000
B. Land and Right of Way		-	-	-	-	-	-	-	-
C. Construction		-	-	-	-	-	-	-	-
D. Equipment		-	-	-	-	-	-	-	-
E. Administration		-	-	-	-	-	-	-	-
F. Other Costs		-	-	-	-	-	-	-	-
G. Bonding	2	5,000	-	-	-	-	5,000	-	5,000
H. Contingency	2	75,000	-	-	-	-	91,000	-	91,000
TOTAL		453,000	-	-	-	-	550,000	-	550,000
I. Annual Maintenance & Repair		69,500							
(1) General Fund	(3) Private Funding		(5) State/Federal Aid						
(2) Municipal Bonds	(4) Enterprise Funds		(6) Other Funding						

PROJECT DETAIL

Project Title: **Day Hill Road Pedestrian Circulation Enhancements - Old Day Hill Road (Construction)**

Department: **Engineering**

Description and Purpose:

This project provides joggers, walkers, and bikers with a safe pedestrian travel route and safe places to wait for public transportation. This system will especially be needed as traffic increases at this busy arterial road. The sidewalk system will make the main office/industrial/corporate area more attractive for high quality economic development and will be a great amenity for nearby neighborhoods.

The plan provides for a 10-foot wide multi-use path along Day Hill Road with 5-foot concrete sidewalks along adjacent intersecting roadways. The proposed section on Old Day Hill Road extends from Northfield Drive to Day Hill Road.



RECOMMENDED FINANCING

	Source of Funds	Estimated Cost in Current Dollars	Estimated Expenditures by Fiscal Year						
			FY 2026	FY 2027	FY 2028	FY 2029	FY 2030	FY 2031	Six Year Total
A. Planning and Engineering	2, 6	45,000	-	22,000	-	-	30,500	-	52,500
B. Land and Right of Way		-	-	-	-	-	-	-	-
C. Construction	2	231,000	-	-	-	-	281,000	-	281,000
D. Equipment		-	-	-	-	-	-	-	-
E. Administration		-	-	-	-	-	-	-	-
F. Other Costs		-	-	-	-	-	-	-	-
G. Bonding	2	5,000	-		-	-	5,000	-	5,000
H. Contingency	2, 6	55,000	-	4,000	-	-	62,000	-	66,000
TOTAL		336,000	-	26,000	-	-	378,500	-	404,500
I. Annual Maintenance & Repair									
(1) General Fund	(3) Private Funding		(5) State/Federal Aid						
(2) Municipal Bonds	(4) Enterprise Funds		(6) Other Funding						

PROJECT DETAIL

Project Title: **River Trail Windsor Center Pedestrian Bridge Replacement**

Department: **Recreation and Leisure Services / Engineering**

Description and Purpose:

In 2025, the Town of Windsor procured the services of a structural engineering firm to perform an assessment of Town-owned pedestrian bridges and make recommendations for necessary repairs and replacement.

This project phase includes replacement of the pedestrian bridge at the Windsor Center River Trail, including the removal of the existing structure and replacement with a new prefabricated steel truss and decking.



RECOMMENDED FINANCING

	Source of Funds	Estimated Cost in Current Dollars	Estimated Expenditures by Fiscal Year						
			FY 2026	FY 2027	FY 2028	FY 2029	FY 2030	FY 2031	Six Year Total
A. Planning and Engineering		-	-	-	-	-	-	-	-
B. Land and Right of Way		-	-	-	-	-	-	-	-
C. Construction	2	633,000	-	-	-	-	770,000	-	770,000
D. Equipment		-	-	-	-	-	-	-	-
E. Administration		-	-	-	-	-	-	-	-
F. Other Costs		-	-	-	-	-	-	-	-
G. Bonding	2	10,000	-	-	-	-	15,000	-	15,000
H. Contingency	2	127,000	-	-	-	-	155,000	-	155,000
TOTAL		770,000	-	-	-	-	940,000	-	940,000
I. Annual Maintenance & Repair									

(1) General Fund

(3) Private Funding

(5) State/Federal Aid

(2) Municipal Bonds

(4) Enterprise Funds

(6) Other Funding

PROJECT DETAIL

Project Title: **Washington Park Improvements (Construction)**

Department: **Recreation and Leisure Services / Engineering**

Description and Purpose:

This project calls for improvements to Washington Park located on Lennox Avenue. Improvements include the replacement of 1020 feet of the existing pathway along the pond, the installation of a new 130 feet pathway to the pavilion, addition of park benches on concrete pads, and new plantings. Upon inspection by a structural engineer, it will be determined whether the wooden deck and footbridge will be in need of repair or replacement.



RECOMMENDED FINANCING

	Source of Funds	Estimated Cost in Current Dollars	Estimated Expenditures by Fiscal Year						
			FY 2026	FY 2027	FY 2028	FY 2029	FY 2030	FY 2031	Six Year Total
A. Planning and Engineering	1	71,000	-	-	-	83,000	-	-	83,000
B. Land and Right of Way		-	-	-	-	-	-	-	-
C. Construction	2	300,000	-	-	-	-	365,000	-	365,000
D. Equipment		-	-	-	-	-	-	-	-
E. Administration		-	-	-	-	-	-	-	-
F. Other Costs	2	34,000	-	-	-	-	41,000	-	41,000
G. Bonding	2	10,000	-	-	-	-	10,000	-	10,000
H. Contingency	1, 2	84,000	-	-	-	17,000	84,000	-	101,000
TOTAL		499,000	-	-	-	100,000	500,000	-	600,000
I. Annual Maintenance & Repair									

(1) General Fund

(3) Private Funding

(5) State/Federal Aid

(2) Municipal Bonds

(4) Enterprise Funds

(6) Other Funding

PROJECT DETAIL

Project Title: **Athletic Field Master Plan -Northwest Park**

Department: **Recreation and Leisure Services / Engineering**

Description and Purpose:


In 2013, the Town of Windsor completed an Athletic Master Plan of town-wide field facilities that was subsequently accepted and approved by Town Council. The master plan recommended necessary improvements to various athletic fields in town. The recommendation provided a multi-year phased approach. This project phase includes improvements at Northwest Park including drainage improvements and regrading of the field.



RECOMMENDED FINANCING

	Source of Funds	Estimated Cost in Current Dollars	Estimated Expenditures by Fiscal Year						
			FY 2026	FY 2027	FY 2028	FY 2029	FY 2030	FY 2031	Six Year Total
A. Planning and Engineering	2	23,000	-	-	-	-	28,000	-	28,000
B. Land and Right of Way		-	-	-	-	-	-	-	-
C. Construction	2	213,000	-	-	-	-	259,000	-	259,000
D. Equipment		-	-	-	-	-	-	-	-
E. Administration		-	-	-	-	-	-	-	-
F. Other Costs	2	9,000	-	-	-	-	10,500	-	10,500
G. Bonding	2	5,000	-	-	-	-	5,000	-	5,000
H. Contingency	2	48,000	-	-	-	-	58,000	-	58,000
TOTAL		298,000	-	-	-	-	360,500	-	360,500
I. Annual Maintenance & Repair									
(1) General Fund		(3) Private Funding					(5) State/Federal Aid		
(2) Municipal Bonds		(4) Enterprise Funds					(6) Other Funding		


PROJECT DETAIL

Project Title: Public Safety Equipment Fund - Rescue 2 Replacement	
Department: Public Safety	
Description and Purpose: <p>Rescue 2 is a 2020 Ferrara 1500 GPM (gallons per minute) rescue/pumper located at the Wilson Firehouse (Company 2). One of the Fire Department's long term goals is to replace equipment that reaches the age of 20 years. This will allow for reduced maintenance costs and ensure a safe, modern fleet of vehicles. The replacement vehicle would be similar in nature with a 1500 GPM pump, seating for 6 firefighters and a 500 gallon water tank. This vehicle will have the ability to respond to motor vehicle accidents and to structure type fires, similar to the rescue pumpers we have purchased recently.</p>	

RECOMMENDED FINANCING

	Source of Funds	Estimated Cost in Current Dollars	Estimated Expenditures by Fiscal Year						
			FY 2026	FY 2027	FY 2028	FY 2029	FY 2030	FY 2031	Six Year Total
A. Planning and Engineering		-	-	-	-	-	-	-	-
B. Land and Right of Way		-	-	-	-	-	-	-	-
C. Construction		-	-	-	-	-	-	-	-
D. Equipment	1, 2	1,349,000	-	-	-	-	1,641,000	-	1,641,000
E. Administration		-	-	-	-	-	-	-	-
F. Other Costs		-	-	-	-	-	-	-	-
G. Bonding	1, 2	25,000.00	-	-	-	-	30,000	-	30,000
H. Contingency	1, 2	270,000	-	-	-	-	329,000	-	329,000
TOTAL		1,644,000	-	-	-	-	2,000,000	-	2,000,000
I. Annual Maintenance & Repair									
(1) General Fund			(3) Private Funding			(5) State/Federal Aid			
(2) Municipal Bonds			(4) Enterprise Funds			(6) Other Funding			


PROJECT DETAIL

Project Title: Public Safety Equipment Fund	
Department: Public Safety	
Description and Purpose:	
<p>The town has multiple public safety related capital assets. They include fire stations, the public safety complex, fire apparatus, police vehicles as well as the emergency radio communication system. This project allocates "pay as you go" funding versus long-term borrowing. The amounts reflected are placed in a reserve fund for future use to offset large scale borrowing.</p>	

RECOMMENDED FINANCING

	Source of Funds	Estimated Cost in Current Dollars	Estimated Expenditures by Fiscal Year						
			FY 2026	FY 2027	FY 2028	FY 2029	FY 2030	FY 2031	Six Year Total
A. Planning and Engineering		-	-	-	-	-	-	-	-
B. Land and Right of Way		-	-	-	-	-	-	-	-
C. Construction		-	-	-	-	-	-	-	-
D. Equipment		-	-	-	-	-	-	-	-
E. Administration		-	-	-	-	-	-	-	-
F. Other Costs		-	-	-	-	-	-	-	-
G. Bonding		-	-	-	-	-	-	-	-
H. Contingency	1	1,777,000	-	530,000	360,000	-	600,000	600,000	2,090,000
TOTAL		1,777,000	-	530,000	360,000	-	600,000	600,000	2,090,000
I. Annual Maintenance & Repair									
(1) General Fund	(3) Private Funding		(5) State/Federal Aid						
(2) Municipal Bonds	(4) Enterprise Funds		(6) Other Funding						


PROJECT DETAIL

Project Title:	Additional Fire Hydrants
Department:	Fire Department / Public Safety
Description and Purpose:	<p>Fire hydrants are key to the fire protection of the citizens and buildings throughout the town of Windsor. During the 1970's and 1980's efforts were made to place fire hydrants a maximum of 500 feet from any structure in town. As new developments (both commercial and residential) were created in town, the responsibility of installing these hydrants was the developer's. At the same time, installation of hydrants in the older areas of town was accomplished from town funding. As other priorities occurred in the budgeting process, the funding of these hydrants was eliminated. We feel it is prudent now to fund the installation of new additional hydrants in the next several years to ensure proper fire protection throughout town. The cost of installing a new hydrant by the MDC is currently \$15,0000. There have been a total of 37 desired new hydrant locations identified at this time.</p>
	

RECOMMENDED FINANCING

	Source of Funds	Estimated Cost in Current Dollars	Estimated Expenditures by Fiscal Year						
			FY 2026	FY 2027	FY 2028	FY 2029	FY 2030	FY 2031	Six Year Total
A. Planning and Engineering		-	-	-	-	-	-	-	-
B. Land and Right of Way		-	-	-	-	-	-	-	-
C. Construction	2, 6	402,000	-	225,000	-	-	236,500	-	461,500
D. Equipment		-	-	-	-	-	-	-	-
E. Administration		-	-	-	-	-	-	-	-
F. Other Costs		-	-	-	-	-	-	-	-
G. Bonding	2	5,000	-	5,000	-	-	-	-	5,000
H. Contingency	2, 6	81,000	-	45,000	-	-	48,000	-	93,000
TOTAL		488,000	-	275,000	-	-	284,500	-	559,500
I. Annual Maintenance & Repair									
(1) General Fund		(3) Private Funding				(5) State/Federal Aid			
(2) Municipal Bonds		(4) Enterprise Funds				(6) Other Funding			

PROJECT DETAIL

Project Title: Windsor High School Emergency Power Generators Replacement	
Department: Board of Education	
Description and Purpose: <p>The existing diesel fuel emergency power generator was installed in 2001 as a replacement for the natural gas fueled generator. This project entails the design and replacement of the existing generator for a natural gas powered or an alternative source unit including the installation of all associated piping and the removal of the 3,000 gallon underground diesel fuel storage tank including the removal of all associated diesel piping and components.</p>	

RECOMMENDED FINANCING

	Source of Funds	Estimated Cost in Current Dollars	Estimated Expenditures by Fiscal Year						
			FY 2026	FY 2027	FY 2028	FY 2029	FY 2030	FY 2031	Six Year Total
A. Planning and Engineering	1	8,000	-	-	-	-	10,000	-	10,000
B. Land and Right of Way		-	-	-	-	-	-	-	-
C. Construction	1	276,000	-	-	-	-	336,000	-	336,000
D. Equipment		-	-	-	-	-	-	-	-
E. Administration		-	-	-	-	-	-	-	-
F. Other Costs.		-	-	-	-	-	-	-	-
G. Bonding		-	-	-	-	-	-	-	-
H. Contingency	1	57,000	-	-	-	-	69,000	-	69,000
TOTAL		341,000	-	-	-	-	415,000	-	415,000
F. Annual Maintenance & Repair									

(1) General Fund

(3) Private Funding

(5) State/Federal Aid

(2) Municipal Bonds

(4) Enterprise Funds

(6) Other Funding

Project Details

Fiscal Year 2031

PROJECT DETAIL


Project Title:	Pavement Management Program
Department:	Engineering
Description and Purpose:	<p>The Pavement Management Program is a component of the asset management effort for town-owned roadways involving street paving, cold in-place asphalt recycling, thin overlays, microsurfacing, and pavement preventative maintenance (such as crack sealing). The main sources of funding for this work are: the state Local Capital Improvement Program (LoCIP) grant and the General Fund.</p> <p>The funding levels listed below assumes a state LoCIP grant amount of \$180,000 in each fiscal year. The level of funding shown below would provide for these major street repair improvements to be performed on streets on a 25-year schedule.</p>



RECOMMENDED FINANCING

	Source of Funds	Estimated Cost in Current Dollars	Estimated Expenditures by Fiscal Year						
			FY 2026	FY 2027	FY 2028	FY 2029	FY 2030	FY 2031	Six Year Total
A. Planning and Engineering		-	-	-	-	-	-	-	-
B. Land and Right of Way		-	-	-	-	-	-	-	-
C. Construction	1, 5	6,431,000	1,025,000	1,085,000	1,180,000	1,200,000	1,265,000	1,680,000	7,435,000
D. Equipment		-	-	-	-	-	-	-	-
E. Administration		-	-	-	-	-	-	-	-
F. Other Costs		-	-	-	-	-	-	-	-
G. Bonding		-	-	-	-	-	-	-	-
H. Contingency		-	-	-	-	-	-	-	-
TOTAL		6,431,000	1,025,000	1,085,000	1,180,000	1,200,000	1,265,000	1,680,000	7,435,000
I. Annual Maintenance & Repair									
(1) General Fund		(3) Private Funding				(5) State/Federal Aid			
(2) Municipal Bonds		(4) Enterprise Funds				(6) Other Funding			

PROJECT DETAIL

Project Title:	Sidewalk & Curb Replacement
Department:	Engineering
Description and Purpose:	<p>This recurring CIP project includes the repair of small sections of sidewalk and curbing and the replacement of curb ramps. Funding is used for repairs of small sections and does not include the replacement of large segments of sidewalks encompassing entire blocks of streets nor the installation of new sidewalks. It is anticipated that this work will continue on an annual basis. The town's existing sidewalk network (462,000 linear feet) was valued at \$19.8 million in 2019. With an average re-investment of \$196,000 per year (as shown below) approximately 6,000 linear feet, which is about 1.3% of the total linear feet in the town's network, will be completed each year.</p>
	

RECOMMENDED FINANCING

	Source of Funds	Estimated Cost in Current Dollars	Estimated Expenditures by Fiscal Year						
			FY 2026	FY 2027	FY 2028	FY 2029	FY 2030	FY 2031	Six Year Total
A. Planning and Engineering		-	-	-	-	-	-	-	-
B. Land and Right of Way		-	-	-	-	-	-	-	-
C. Construction	1	1,166,000	150,000	200,000	225,000	250,000	250,000	275,000	1,350,000
D. Equipment		-	-	-	-	-	-	-	-
E. Administration		-	-	-	-	-	-	-	-
F. Other Costs		-	-	-	-	-	-	-	-
G. Bonding		-	-	-	-	-	-	-	-
H. Contingency		-	-	-	-	-	-	-	-
TOTAL		1,166,000	150,000	200,000	225,000	250,000	250,000	275,000	1,350,000
I. Annual Maintenance & Repair									
(1) General Fund		(3) Private Funding			(5) State/Federal Aid				
(2) Municipal Bonds		(4) Enterprise Funds			(6) Other Funding				

PROJECT DETAIL

Project Title: **Pavement Resurfacing at Town Facilities and Schools**

Department: **Engineering**

Description and Purpose:

The paved driveways and parking areas at several town facilities and schools are in fair to poor condition. As such, actions need to be taken to improve these pavement areas. These facilities and schools receive many visitors and students every day, including senior citizens. As these pavements deteriorate, they become hazardous and potential liabilities to the town. The driveways and parking areas need to be resurfaced (paved), reclaimed or reconstructed, depending on their condition. Further, drainage improvements need to be undertaken at some sites to deal with standing water and icing.



RECOMMENDED FINANCING

	Source of Funds	Estimated Cost in Current Dollars	Estimated Expenditures by Fiscal Year						
			FY 2026	FY 2027	FY 2028	FY 2029	FY 2030	FY 2031	Six Year Total
A. Planning and Engineering		-	-	-	-	-	-	-	-
B. Land and Right of Way		-	-	-	-	-	-	-	-
C. Construction	2	926,000	-	294,000	-	312,000	-	490,000	1,096,000
D. Equipment		-	-	-	-	-	-	-	-
E. Administration		-	-	-	-	-	-	-	-
F. Other Costs		-	-	-	-	-	-	-	-
G. Bonding	2	15,000	-	5,000	-	5,000	-	10,000	20,000
H. Contingency		-	-	-	-	-	-	-	-
TOTAL		941,000	-	299,000	-	317,000	-	500,000	1,116,000
I. Annual Maintenance & Repair									

(1) General Fund

(3) Private Funding

(5) State/Federal Aid

(2) Municipal Bonds

(4) Enterprise Funds

(6) Other Funding

PROJECT DETAIL

Project Title: **Fleet and Public Works Equipment Replacement**

Department: **Public Works**

Description and Purpose:


The purpose of this request is to replace town fleet vehicles and large Public Works equipment that have outlived their useful lives. Such Public Works vehicles typically have a useful life of 12-15 years. A vehicle and equipment replacement schedule has been developed. This includes dump trucks/snow plows and payloaders. The large vehicles and equipment planned for replacement are/will be from 17 to 30 years old when replaced. In addition, smaller vehicles to meet the needs of other departments will also be acquired to replace older cars and other vehicles.



RECOMMENDED FINANCING

	Source of Funds	Estimated Cost in Current Dollars	Estimated Expenditures by Fiscal Year						
			FY 2026	FY 2027	FY 2028	FY 2029	FY 2030	FY 2031	Six Year Total
A. Planning and Engineering		-	-	-	-	-	-	-	-
B. Land and Right of Way		-	-	-	-	-	-	-	-
C. Construction		-	-	-	-	-	-	-	-
D. Equipment	1	4,621,000	850,000	850,000	875,000	900,000	900,000	925,000	5,300,000
E. Administration		-	-	-	-	-	-	-	-
F. Other Costs		-	-	-	-	-	-	-	-
G. Bonding		-	-	-	-	-	-	-	-
H. Contingency		-	-	-	-	-	-	-	-
TOTAL		4,621,000	850,000	850,000	875,000	900,000	900,000	925,000	5,300,000
I. Annual Maintenance & Repair									
(1) General Fund	(3) Private Funding		(5) State/Federal Aid						
(2) Municipal Bonds	(4) Enterprise Funds		(6) Other Funding						

PROJECT DETAIL

Project Title: Stormwater Improvements - Deckers Brook									
Department: Engineering									
Description and Purpose: <p>This project focused on rehabilitating and enhancing the concrete infrastructure along Decker's Brook. This project will address aging and deteriorating concrete culverts, retaining walls, and streambanks that are critical for flood control and public safety. Improvements will include structural repairs, erosion mitigation, and reinforcement of concrete surfaces to ensure long-term resilience. These upgrades aim to preserve the integrity of the brook's flow, protect nearby trails and roadways, and support environmental sustainability within the community.</p>									
RECOMMENDED FINANCING									
	Source of Funds	Estimated Cost in Current Dollars	Estimated Expenditures by Fiscal Year						
			FY 2026	FY 2027	FY 2028	FY 2029	FY 2030	FY 2031	Six Year Total
A. Planning and Engineering		-	-	-	-	-	-	-	-
B. Land and Right of Way		-	-	-	-	-	-	-	-
C. Construction	1	330,000	-	-	-	-	-	417,000	417,000
D. Equipment		-	-	-	-	-	-	-	-
E. Administration		-	-	-	-	-	-	-	-
F. Other Costs		-	-	-	-	-	-	-	-
G. Bonding		-	-	-	-	-	-	-	-
H. Contingency	1	66,000	-	-	-	-	-	83,000	83,000
TOTAL		396,000	-	-	-	-	-	500,000	500,000
I. Annual Maintenance & Repair									
(1) General Fund		(3) Private Funding	(5) State/Federal Aid						
(2) Municipal Bonds		(4) Enterprise Funds	(6) Other Funding						

PROJECT DETAIL

Project Title: **International Drive Rehabilitation - Seymour to Rainbow (Design)**

Department: **Engineering**

Description and Purpose:

This project is proposed to address the pavement conditions of International Drive between Seymour Road and Rainbow Road. The scope of this project is a 2 inch mill and overlay rehabilitation of the majority of the section with a 2000 square yard area of full depth reconstruction. This full depth reconstruction will be done at areas with major base failure.



RECOMMENDED FINANCING

	Source of Funds	Estimated Cost in Current Dollars	Estimated Expenditures by Fiscal Year						
			FY 2026	FY 2027	FY 2028	FY 2029	FY 2030	FY 2031	Six Year Total
A. Planning and Engineering	6	100,000	-	-	-	-	125,000	-	125,000
B. Land and Right of Way			-	-	-	-	-	-	-
C. Construction	6	1,614,000	-	-	-	-	-	2,042,000	2,042,000
D. Equipment			-	-	-	-	-	-	-
E. Administration			-	-	-	-	-	-	-
F. Other Costs			-	-	-	-	-	-	-
G. Bonding	6	40,000	-	-	-	-	-	50,000	50,000
H. Contingency	2, 6	322,000	-	-	-	-	25,000	408,000	433,000
TOTAL		2,076,000	-	-	-	-	150,000	2,500,000	2,650,000
I. Annual Maintenance & Repair									

(1) General Fund

(3) Private Funding

(5) State/Federal Aid

(2) Municipal Bonds

(4) Enterprise Funds

(6) Other Funding

PROJECT DETAIL

Project Title: **Intersection Improvements - Capen Street and Sage Park Road (Construction)**

Department: **Engineering**

Description and Purpose:

Capen Street at Sage Park Road is triangular in shape with three roadway sections merging in the area. Movements are controlled mostly by yield signs and sight distances are inadequate. Reconstruction of the intersection is desired to eliminate motorist confusion and improve sight distances. The design phase will include conceptual phase to determine the appropriate improvement, which may include a formal "T" shaped intersection with turn lanes or small roundabout. This project has been recommended in previous Plans of Conservation and Development.



RECOMMENDED FINANCING

	Source of Funds	Estimated Cost in Current Dollars	Estimated Expenditures by Fiscal Year						
			FY 2026	FY 2027	FY 2028	FY 2029	FY 2030	FY 2031	Six Year Total
A. Planning and Engineering		85,000	-	-	-	-	104,000	-	104,000
B. Land and Right of Way		-	-	-	-	-	-	-	-
C. Construction		514,000	-	-	-	-	-	650,000	650,000
D. Equipment		-	-	-	-	-	-	-	-
E. Administration		-	-	-	-	-	-	-	-
F. Other Costs		47,000	-	-	-	-	-	60,000	60,000
G. Bonding		10,000	-	-	-	-	-	15,000	15,000
H. Contingency		129,000	-	-	-	-	21,000	142,000	163,000
TOTAL		785,000	-	-	-	-	125,000	867,000	992,000
I. Annual Maintenance & Repair									
(1) General Fund	(3) Private Funding	(5) State/Federal Aid							
(2) Municipal Bonds	(4) Enterprise Funds	(6) Other Funding							

PROJECT DETAIL

Project Title: **Town Facilities Improvements - Hayden Fire Station Roof Replacement (Design)**

Department: **Public Works**

Description and Purpose:

There is two types of roof systems on this Fire Station, the roof consists of a 8 year old pitched shingled roofs and a Siplast modified membrane. The total square footage is 13,118. This roof will have reached its 20 year life in 2031.



RECOMMENDED FINANCING

	Source of Funds	Estimated Cost in Current Dollars	Estimated Expenditures by Fiscal Year						
			FY 2026	FY 2027	FY 2028	FY 2029	FY 2030	FY 2031	Six Year Total
A. Planning and Engineering	1	40,000	-	-	-	-	-	50,000	50,000
B. Land and Right of Way		-	-	-	-	-	-	-	-
C. Construction		-	-	-	-	-	-	-	-
D. Equipment		-	-	-	-	-	-	-	-
E. Administration		-	-	-	-	-	-	-	-
F. Other Costs		-	-	-	-	-	-	-	-
G. Bonding		-	-	-	-	-	-	-	-
H. Contingency	1	8,000	-	-	-	-	-	10,000	10,000
TOTAL		48,000	-	-	-	-	-	60,000	60,000
I. Annual Maintenance & Repair									

(1) General Fund

(3) Private Funding

(5) State/Federal Aid

(2) Municipal Bonds

(4) Enterprise Funds

(6) Other Funding

PROJECT DETAIL

Project Title: **Town Facilities Improvements - DPW Roof Replacement (Design)**

Department: **Public Works**

Description and Purpose:

All roof areas consist of an EPDM roof installed in 2010. The total square footage is 31,449. This roof will have reached its 20 year life in 2030.



RECOMMENDED FINANCING

	Source of Funds	Estimated Cost in Current Dollars	Estimated Expenditures by Fiscal Year						
			FY 2026	FY 2027	FY 2028	FY 2029	FY 2030	FY 2031	Six Year Total
A. Planning and Engineering	6	57,000	-	-	-	-	-	72,000	72,000
B. Land and Right of Way		-	-	-	-	-	-	-	-
C. Construction		-	-	-	-	-	-	-	-
D. Equipment		-	-	-	-	-	-	-	-
E. Administration		-	-	-	-	-	-	-	-
F. Other Costs		-	-	-	-	-	-	-	-
G. Bonding		-	-	-	-	-	-	-	-
H. Contingency	6	11,000	-	-	-	-	-	14,000	14,000
TOTAL		68,000	-	-	-	-	-	86,000	86,000
I. Annual Maintenance & Repair									

(1) General Fund

(3) Private Funding


(5) State/Federal Aid

(2) Municipal Bonds

(4) Enterprise Funds

(6) Other Funding

PROJECT DETAIL

Project Title: Wilson Park & Sharson Park Pedestrian Bridge Replacement									
Department: Recreation and Leisure Services / Engineering									
Description and Purpose:									
<p>In 2025, the Town of Windsor procured the services of a structural engineering firm to perform an assessment of Town-owned pedestrian bridges and make recommendations for necessary repairs and replacement.</p> <p>This project phase includes replacement of the pedestrian bridges at Wilson and Sharshon Parks, including the removal of the existing structure and replacement with a new prefabricated steel truss and decking.</p>									
RECOMMENDED FINANCING									
	Source of Funds	Estimated Cost in Current Dollars	Estimated Expenditures by Fiscal Year						
			FY 2026	FY 2027	FY 2028	FY 2029	FY 2030	FY 2031	Six Year Total
A. Planning and Engineering		-	-	-	-	-	-	-	-
B. Land and Right of Way		-	-	-	-	-	-	-	-
C. Construction	2	322,000	-	-	-	-	-	408,000	408,000
D. Equipment		-	-	-	-	-	-	-	-
E. Administration		-	-	-	-	-	-	-	-
F. Other Costs		-	-	-	-	-	-	-	-
G. Bonding	2	10,000	-	-	-	-	-	10,000	10,000
H. Contingency	2	65,000	-	-	-	-	-	82,000	82,000
TOTAL		397,000	-	-	-	-	-	500,000	500,000
I. Annual Maintenance & Repair									
(1) General Fund			(3) Private Funding			(5) State/Federal Aid			
(2) Municipal Bonds			(4) Enterprise Funds			(6) Other Funding			

PROJECT DETAIL

Project Title: **Public Safety Equipment Fund**

Department: **Public Safety**

Description and Purpose:

The town has multiple public safety related capital assets. They include fire stations, the public safety complex, fire apparatus, police vehicles as well as the emergency radio communication system. This project allocates "pay as you go" funding versus long-term borrowing. The amounts reflected are placed in a reserve fund for future use to offset large scale borrowing.



RECOMMENDED FINANCING

	Source of Funds	Estimated Cost in Current Dollars	Estimated Expenditures by Fiscal Year						
			FY 2026	FY 2027	FY 2028	FY 2029	FY 2030	FY 2031	Six Year Total
A. Planning and Engineering		-	-	-	-	-	-	-	-
B. Land and Right of Way		-	-	-	-	-	-	-	-
C. Construction		-	-	-	-	-	-	-	-
D. Equipment		-	-	-	-	-	-	-	-
E. Administration		-	-	-	-	-	-	-	-
F. Other Costs		-	-	-	-	-	-	-	-
G. Bonding		-	-	-	-	-	-	-	-
H. Contingency	1	1,777,000	-	530,000	360,000	-	600,000	600,000	2,090,000
TOTAL		1,777,000	-	530,000	360,000	-	600,000	600,000	2,090,000
I. Annual Maintenance & Repair									
(1) General Fund		(3) Private Funding				(5) State/Federal Aid			
(2) Municipal Bonds		(4) Enterprise Funds				(6) Other Funding			

PROJECT DETAIL

Project Title: **BOE - Windsor High School Fieldhouse Renovation (Construction)**

Department: **Board of Education**

Description and Purpose

The existing WHS Fieldhouse was built in 1968 and measures 6,750 sq. ft. It is located on O'Brien Field. It is in its original condition except for in 2015 when the boiler was replaced, buried heating oil tank removed and natural gas added to facility. The complete interior, snack stand, and public restrooms need to be renovated to existing codes for each specific use. The roof was last replaced in 1994 and is currently out of warranty. This project would entail new interior space design, restrooms, showers, hvac systems, roof, and removal of hazardous materials.



RECOMMENDED FINANCING

	Source of Funds	Estimated Cost in Current Dollars	Estimated Expenditures by Fiscal Year						
			FY 2026	FY 2027	FY 2028	FY 2029	FY 2030	FY 2031	Six Year Total
A. Planning and Engineering	1	214,000	-	-	-	250,000	-	-	250,000
B. Land and Right of Way		-	-	-	-	-	-	-	-
C. Construction	2	6,504,000	-	-	-	-	-	8,230,000	8,230,000
D. Equipment		-	-	-	-	-	-	-	-
E. Administration		-	-	-	-	-	-	-	-
F. Other Costs		-	-	-	-	-	-	-	-
G. Bonding	2	100,000	-	-	-	-	-	124,000	124,000
H. Contingency	1, 2	1,344,000	-	-	-	50,000	-	1,646,000	1,696,000
TOTAL		8,162,000	-	-	-	300,000	-	10,000,000	10,300,000
F. Annual Maintenance & Repair									
(1) General Fund	(3) Private Funding		(5) State/Federal Aid						
(2) Municipal Bonds	(4) Enterprise Funds		(6) Other Funding						

Unscheduled Projects

PROJECT DETAIL

Project Title: **Audible Pedestrian Signals**

Department: **Public Works**

Description and Purpose:

The Aging and Persons with Disabilities Commission recommends installation of audible pedestrian crosswalk signals at major intersections. This project includes a cost estimate for five (5) intersections.



RECOMMENDED FINANCING

	Source of Funds	Estimated Cost in Current Dollars	Estimated Expenditures by Fiscal Year						
			FY 2026	FY 2027	FY 2028	FY 2029	FY 2030	FY 2031	Six Year Total
A. Planning and Engineering		-	-	-	-	-	-	-	-
B. Land and Right of Way		-	-	-	-	-	-	-	-
C. Construction		38,000	-	-	-	-	-	-	-
D. Equipment		-	-	-	-	-	-	-	-
E. Administration		-	-	-	-	-	-	-	-
F. Other Costs		-	-	-	-	-	-	-	-
G. Bonding		-	-	-	-	-	-	-	-
H. Contingency		7,000	-	-	-	-	-	-	-
TOTAL		45,000	-	-	-	-	-	-	-
I. Annual Maintenance & Repair									
(1) General Fund		(3) Private Funding			(5) State/Federal Aid				
(2) Municipal Bonds		(4) Enterprise Funds			(6) Other Funding				

PROJECT DETAIL

Project Title: **Day Hill Road Capacity Improvements - Right Turn Lanes (Design)**

Department: **Engineering**

Description and Purpose:

To accommodate the traffic along Day Hill Road and to increase the efficiency and levels of service at specific intersections, it is proposed that several right turn lanes be constructed. The primary intersection proposed is at Limra Drive in the west bound direction, as determined during a study in FY10. In some cases, the town will need to acquire additional land through purchases or easements in order to construct this and other possible turn lanes in the future.



RECOMMENDED FINANCING

	Source of Funds	Estimated Cost in Current Dollars	Estimated Expenditures by Fiscal Year						
			FY 2026	FY 2027	FY 2028	FY 2029	FY 2030	FY 2031	Six Year Total
A. Planning and Engineering		43,000	-	-	-	-	-	-	-
B. Land and Right of Way		45,000	-	-	-	-	-	-	-
C. Construction		-	-	-	-	-	-	-	-
D. Equipment		-	-	-	-	-	-	-	-
E. Administration		-	-	-	-	-	-	-	-
F. Other Costs		-	-	-	-	-	-	-	-
G. Bonding		-	-	-	-	-	-	-	-
H. Contingency		18,000	-	-	-	-	-	-	-
TOTAL		106,000	-	-	-	-	-	-	-
I. Annual Maintenance & Repair									
(1) General Fund	(3) Private Funding		(5) State/Federal Aid						
(2) Municipal Bonds	(4) Enterprise Funds		(6) Other Funding						

PROJECT DETAIL

Project Title: **Day Hill Road Capacity Improvements - Right Turn Lanes (Construction)**

Department: **Engineering**

Description and Purpose:

To accommodate the traffic along Day Hill Road and to increase the efficiency and levels of service at specific intersections, it is proposed that several right turn lanes be constructed. The primary intersection proposed is at Limra Drive in the west bound direction, as determined during a study in FY10. In some cases, the town will need to acquire additional land through purchases or easements in order to construct this and other possible turn lanes in the future.



RECOMMENDED FINANCING

	Source of Funds	Estimated Cost in Current Dollars	Estimated Expenditures by Fiscal Year						
			FY 2026	FY 2027	FY 2028	FY 2029	FY 2030	FY 2031	Six Year Total
A. Planning and Engineering		33,000	-	-	-	-	-	-	-
B. Land and Right of Way		35,000	-	-	-	-	-	-	-
C. Construction		206,000	-	-	-	-	-	-	-
D. Equipment		-	-	-	-	-	-	-	-
E. Administration		-	-	-	-	-	-	-	-
F. Other Costs		-	-	-	-	-	-	-	-
G. Bonding		5,000	-	-	-	-	-	-	-
H. Contingency		55,000	-	-	-	-	-	-	-
TOTAL		334,000	-	-	-	-	-	-	-
I. Annual Maintenance & Repair		2,000							
(1) General Fund	(3) Private Funding		(5) State/Federal Aid						
(2) Municipal Bonds	(4) Enterprise Funds		(6) Other Funding						

PROJECT DETAIL

Project Title: **Traffic Signal at Windsor Ave. and Corey St.**

Department: **Engineering**

Description and Purpose:

The Connecticut Department of Transportation has previously approved the installation of a 4-way traffic signal at the intersection of Windsor Avenue and Corey Street. The driveway to 330 Windsor Avenue, a town building, intersects Windsor Avenue at this location. This signal was approved based on the amount of traffic at this intersection and the fact that there were recent vehicular accidents that could have been prevented had the signal been installed and functioning. The DOT approval is based on the town funding 10% of the cost of the signal and the construction of the left turn lanes in both directions along Windsor Avenue. Rights-of-way may be required to accommodate through and turning traffic.



RECOMMENDED FINANCING

	Source of Funds	Estimated Cost in Current Dollars	Estimated Expenditures by Fiscal Year						
			FY 2026	FY 2027	FY 2028	FY 2029	FY 2030	FY 2031	Six Year Total
A. Planning and Engineering		73,000	-	-	-	-	-	-	-
B. Land and Right of Way		-	-	-	-	-	-	-	-
C. Construction		362,000	-	-	-	-	-	-	-
D. Equipment		-	-	-	-	-	-	-	-
E. Administration		17,000	-	-	-	-	-	-	-
F. Other Costs		70,000	-	-	-	-	-	-	-
G. Bonding		10,000	-	-	-	-	-	-	-
H. Contingency		105,000	-	-	-	-	-	-	-
TOTAL		637,000	-	-	-	-	-	-	-
I. Annual Maintenance & Repair									
(1) General Fund	(3) Private Funding		(5) State/Federal Aid						
(2) Municipal Bonds	(4) Enterprise Funds		(6) Other Funding						

PROJECT DETAIL

Project Title: **Archer Road Safety Improvements**

Department: **Public Works**

Description and Purpose:

This project involves installing street lighting along approximately a one-mile section of Archer Road from Kennedy Road to Center Street. It also includes installing a traffic signal at the intersection of Archer Road and Hayden Station Road. The proposed street lights will improve night-time traffic and pedestrian safety by illuminating this major I-91 service road that carries both local and commuter traffic and a significant number of heavy trucks. Anticipated economic development in this area will also benefit from these proposed traffic safety improvements. The traffic signal will improve the safety and efficiency of the traffic flow and reduce fuel consumption by eliminating the existing 4-way stop sign that was installed because of a sightline problem, which requires all traffic to stop regardless of traffic conditions. The signal will make a positive assignment of the right-of-way and will accommodate future increases in traffic without causing unnecessary traffic backups.



RECOMMENDED FINANCING

	Source of Funds	Estimated Cost in Current Dollars	Estimated Expenditures by Fiscal Year						
			FY 2026	FY 2027	FY 2028	FY 2029	FY 2030	FY 2031	Six Year Total
A. Planning and Engineering		62,000	-	-	-	-	-	-	-
B. Land and Right of Way		-	-	-	-	-	-	-	-
C. Construction		618,000	-	-	-	-	-	-	-
D. Equipment		-	-	-	-	-	-	-	-
E. Administration		-	-	-	-	-	-	-	-
F. Other Costs		-	-	-	-	-	-	-	-
G. Bonding		10,000	-	-	-	-	-	-	-
H. Contingency		136,000	-	-	-	-	-	-	-
TOTAL		826,000	-	-	-	-	-	-	-
I. Annual Maintenance & Repair									
(1) General Fund	(3) Private Funding		(5) State/Federal Aid						
(2) Municipal Bonds	(4) Enterprise Funds		(6) Other Funding						

PROJECT DETAIL

Project Title: **East Granby Road Relocation**

Department: **Engineering**

Description and Purpose:

East Granby Road is a known cut through street to and from Route 20 in East Granby. In conjunction with East Granby, town staff has conceptualized closure of the East Granby Road intersection at Route 20 and reconfiguring Hemlock Road, Chestnut Drive, and East Granby Road to create a safer situation for local traffic. Access to Route 20 would be at the newly constructed signal at Walnut Drive and Route 20. Preliminary discussion with DOT District 4 and the maintenance yard located on East Granby Road have been positive.

Unscheduled work includes construction at a cost of approximately \$2.0 million.



RECOMMENDED FINANCING

	Source of Funds	Estimated Cost in Current Dollars	Estimated Expenditures by Fiscal Year						
			FY 2026	FY 2027	FY 2028	FY 2029	FY 2030	FY 2031	Six Year Total
A. Planning and Engineering		156,000	-	-	-	-	-	-	-
B. Land and Right of Way		-	-	-	-	-	-	-	-
C. Construction		1,622,000	-	-	-	-	-	-	-
D. Equipment		-	-	-	-	-	-	-	-
E. Administration		-	-	-	-	-	-	-	-
F. Other Costs		22,000	-	-	-	-	-	-	-
G. Bonding		25,000	-	-	-	-	-	-	-
H. Contingency		361,000	-	-	-	-	-	-	-
TOTAL		2,186,000	-	-	-	-	-	-	-
I. Annual Maintenance & Repair									
(1) General Fund	(3) Private Funding	(5) State/Federal Aid							
(2) Municipal Bonds	(4) Enterprise Funds	(6) Other Funding							

PROJECT DETAIL

Project Title: **Road Reconstruction - Pond Road and Indian Hill Road**

Department: **Engineering / Public Works**

Description and Purpose:

Pond Road and Indian Hill Road in the Hayden Station neighborhood are old oiled roads with many defects. The Hayden Station firehouse is located on the corner of Pond Road and Basswood Road with access on to Pond Road. A full depth reconstruction with improved drainage, curbing, sidewalks, and street lighting is proposed.



RECOMMENDED FINANCING

	Source of Funds	Estimated Cost in Current Dollars	Estimated Expenditures by Fiscal Year						
			FY 2026	FY 2027	FY 2028	FY 2029	FY 2030	FY 2031	Six Year Total
A. Planning and Engineering		187,000	-	-	-	-	-	-	-
B. Land and Right of Way		41,000	-	-	-	-	-	-	-
C. Construction		1,872,000	-	-	-	-	-	-	-
D. Equipment		-	-	-	-	-	-	-	-
E. Administration		8,000	-	-	-	-	-	-	-
F. Other Costs		88,000	-	-	-	-	-	-	-
G. Bonding		30,000	-	-	-	-	-	-	-
H. Contingency		440,000	-	-	-	-	-	-	-
TOTAL		2,666,000	-	-	-	-	-	-	-
I. Annual Maintenance & Repair		34,700							
(1) General Fund		(3) Private Funding	(5) State/Federal Aid						
(2) Municipal Bonds		(4) Enterprise Funds	(6) Other Funding						

PROJECT DETAIL

Project Title: **Plymouth Street Bridge Repair**

Department: **Engineering / Planning**

Description and Purpose:

In 2023 The Town hired a consultant to perform an inspection of bridge number 05947 which carries Plymouth Street over Deckers Brook. The consultant identified a number of repairs to be made. This project includes design and construction for the identified "Urgency B" repair items.



RECOMMENDED FINANCING

	Source of Funds	Estimated Cost in Current Dollars	Estimated Expenditures by Fiscal Year						
			FY 2026	FY 2027	FY 2028	FY 2029	FY 2030	FY 2031	Six Year Total
A. Planning and Engineering		62,000	-	-	-	-	-	-	-
B. Land and Right of Way		-	-	-	-	-	-	-	-
C. Construction		2,851,000	-	-	-	-	-	-	-
D. Equipment		-	-	-	-	-	-	-	-
E. Administration		-	-	-	-	-	-	-	-
F. Other Costs		-	-	-	-	-	-	-	-
G. Bonding		50,000	-	-	-	-	-	-	-
H. Contingency		582,000	-	-	-	-	-	-	-
TOTAL		3,545,000	-	-	-	-	-	-	-
I. Annual Maintenance & Repair									
(1) General Fund	(3) Private Funding		(5) State/Federal Aid						
(2) Municipal Bonds	(4) Enterprise Funds		(6) Other Funding						

PROJECT DETAIL

Project Title: **Windsor Center - Pedestrian Bridge over the Railroad Tracks**

Department: **Planning**

Description and Purpose:

This project entails building a pedestrian bridge at the east end of the driveway between the Luddy House and the Post Office. This location would attract use as a crossing because it is central to both the Windsor Center area on the west side of the train track and the buildings and open space/recreational activities on the east side. The grade/elevation on the west side of the track at this location is at its maximum and would therefore require the least amount of rise for the required track clearance. The estimated cost assumes the need for a handicapped access ramp system and stairs on both sides. It is proposed the project be considered for construction in conjunction with the New Haven-Hartford-Springfield Commuter Rail project (State of CT project). This project may also be fully funded as part of the commuter rail upgrades.



RECOMMENDED FINANCING

	Source of Funds	Estimated Cost in Current Dollars	Estimated Expenditures by Fiscal Year						
			FY 2026	FY 2027	FY 2028	FY 2029	FY 2030	FY 2031	Six Year Total
A. Planning and Engineering		257,000	-	-	-	-	-	-	-
B. Land and Right of Way		-	-	-	-	-	-	-	-
C. Construction		2,546,000	-	-	-	-	-	-	-
D. Equipment		-	-	-	-	-	-	-	-
E. Administration		-	-	-	-	-	-	-	-
F. Other Costs		257,000	-	-	-	-	-	-	-
G. Bonding		45,000	-	-	-	-	-	-	-
H. Contingency		612,000	-	-	-	-	-	-	-
TOTAL		3,717,000	-	-	-	-	-	-	-
I. Annual Maintenance & Repair		42,500							
(1) General Fund	(3) Private Funding	(5) State/Federal Aid							
(2) Municipal Bonds	(4) Enterprise Funds	(6) Other Funding							

PROJECT DETAIL

Project Title: **Day Hill Road - Blue Hills Ave. Roundabout**

Department: **Engineering**

Description and Purpose:

In order to accommodate the further growth of the Day Hill corporate corridor, measures need to be taken at the intersection of Day Hill Road and Blue Hills Avenue Extension to ensure that an adequate level of service is maintained to move vehicle and pedestrian traffic. Constructing a round-a-bout (traffic circle) at this intersection will allow traffic to move freely without the need for traffic signals. With assumed traffic growth, traffic signals at this location will lead to traffic tie-ups in the future. The other potential measure to reduce such traffic problems would be to construct a full interchange with ramps and bridges. The roundabout is far more cost effective than a full interchange at this location. Further, in accordance with the Plan of Development, constructing a roundabout at this intersection would be one of the measures that could be taken to be able to consider fully developing the Day Hill corporate corridor.



RECOMMENDED FINANCING

	Source of Funds	Estimated Cost in Current Dollars	Estimated Expenditures by Fiscal Year						
			FY 2026	FY 2027	FY 2028	FY 2029	FY 2030	FY 2031	Six Year Total
A. Planning and Engineering		359,000	-	-	-	-	-	-	-
B. Land and Right of Way		250,000	-	-	-	-	-	-	-
C. Construction		3,339,000	-	-	-	-	-	-	-
D. Equipment		-	-	-	-	-	-	-	-
E. Administration		-	-	-	-	-	-	-	-
F. Other Costs		-	-	-	-	-	-	-	-
G. Bonding		75,000	-	-	-	-	-	-	-
H. Contingency		790,000	-	-	-	-	-	-	-
TOTAL		4,813,000	-	-	-	-	-	-	-
I. Annual Maintenance & Repair									
(1) General Fund		(3) Private Funding							
(2) Municipal Bonds		(4) Enterprise Funds							
		(5) State/Federal Aid							
		(6) Other Funding							

PROJECT DETAIL

Project Title: **Rainbow Neighborhood - Street Reconstruction**

Department: **Engineering**

Description and Purpose:

Several streets in the Rainbow neighborhood, adjacent to Bradley International Airport, are in poor condition with need of drainage improvements. These residential streets are: Chestnut Drive, Hickory Drive, Poplar Drive, Walnut Drive, Cedar Road, Spruce Road, and Hemlock Road. As a result of the poor drainage, these streets are frequently covered with ice during the winter resulting in unsafe driving conditions. This project would include pavement rehabilitation, drainage improvements, installation of curbing, installation of sidewalks, and installation of street lighting.



RECOMMENDED FINANCING

	Source of Funds	Estimated Cost in Current Dollars	Estimated Expenditures by Fiscal Year						
			FY 2026	FY 2027	FY 2028	FY 2029	FY 2030	FY 2031	Six Year Total
A. Planning and Engineering	2	391,000	-	-	-	458,000	-	-	458,000
B. Land and Right of Way		-	-	-	-	-	-	-	-
C. Construction	2	3,760,000	-	-	-	-	-	-	-
D. Equipment		-	-	-	-	-	-	-	-
E. Administration		-	-	-	-	-	-	-	-
F. Other Costs		-	-	-	-	-	-	-	-
G. Bonding	2	75,000	-	-	-	-	-	-	-
H. Contingency	2	831,000	-	-	-	92,000	-	-	92,000
TOTAL		5,057,000	-	-	-	550,000	-	-	550,000
I. Annual Maintenance & Repair		69,500							
(1) General Fund	(3) Private Funding		(5) State/Federal Aid						
(2) Municipal Bonds	(4) Enterprise Funds		(6) Other Funding						

PROJECT DETAIL


Project Title: **Construct Sidewalks along Arterial Roads**

Department: **Engineering / Planning**

Description and Purpose:

The 2004 Plan of Conservation and Development recommends that sidewalks be provided on both sides of all arterial roads. This is not only to encourage walking to improve fitness, but also to reduce vehicle emissions by allowing residents to safely walk to destinations. In many cases, subdivisions have been built with sidewalks leading to streets with no walks. Approximately 21 miles of sidewalks need to be constructed along arterial roads to provide for walks on one side only. These roads include Bloomfield Avenue, Poquonock Avenue, Palisado Avenue, Park Avenue, Putnam Highway and Day Hill Road. The costs included in this project represent 10 miles of walk, considering that about 11 miles of walk along arterials are included in the sidewalk construction within one mile of schools.

Unscheduled work is approximately \$5.0 million.



RECOMMENDED FINANCING

	Source of Funds	Estimated Cost in Current Dollars	Estimated Expenditures by Fiscal Year						
			FY 2026	FY 2027	FY 2028	FY 2029	FY 2030	FY 2031	Six Year Total
A. Planning and Engineering	6	687,000	-	63,000	-	-	-	-	63,000
B. Land and Right of Way		125,000	-	-	-	-	-	-	-
C. Construction		3,416,000	-	-	-	-	-	-	-
D. Equipment		-	-	-	-	-	-	-	-
E. Administration		-	-	-	-	-	-	-	-
F. Other Costs		-	-	-	-	-	-	-	-
G. Bonding		60,000	-	-	-	-	-	-	-
H. Contingency		847,000	-	13,000	-	-	-	-	13,000
TOTAL		5,135,000	-	76,000	-	-	-	-	76,000
I. Annual Maintenance & Repair									
(1) General Fund	(3) Private Funding		(5) State/Federal Aid						
(2) Municipal Bonds	(4) Enterprise Funds		(6) Other Funding						

PROJECT DETAIL

Project Title: **Construct Sidewalks along Collector Streets**

Department: **Engineering / Planning**

Description and Purpose:

The 2004 Plan of Conservation and Development recommends that sidewalks be provided on at least one side of all collector streets. This is not only to encourage walking to improve fitness, but also to reduce vehicle emissions by allowing residents to safely walk to destinations. In many cases, subdivisions have been built with sidewalks leading to streets with no walks. Approximately 20 miles of sidewalks need to be constructed along collector streets to provide for walks on one side. Streets include Deerfield Road, Rood Avenue, Macktown Road, Kennedy Road, Mountain Road, Pigeon Hill Road, Marshall Phelps Road, Prospect Hill Road and Dudley Town Road. The costs included in this project represent 10 miles of walk, considering that about 11 miles of walk along arterials are included in the sidewalk construction within one mile of schools.



RECOMMENDED FINANCING

	Source of Funds	Estimated Cost in Current Dollars	Estimated Expenditures by Fiscal Year						
			FY 2026	FY 2027	FY 2028	FY 2029	FY 2030	FY 2031	Six Year Total
A. Planning and Engineering		714,000	-	-	-	-	-	-	-
B. Land and Right of Way		130,000	-	-	-	-	-	-	-
C. Construction		3,607,000	-	-	-	-	-	-	-
D. Equipment		-	-	-	-	-	-	-	-
E. Administration		-	-	-	-	-	-	-	-
F. Other Costs		-	-	-	-	-	-	-	-
G. Bonding		70,000	-	-	-	-	-	-	-
H. Contingency		890,000	-	-	-	-	-	-	-
TOTAL		5,411,000	-	-	-	-	-	-	-
I. Annual Maintenance & Repair		33,500							
(1) General Fund	(3) Private Funding		(5) State/Federal Aid						
(2) Municipal Bonds	(4) Enterprise Funds		(6) Other Funding						

PROJECT DETAIL

Project Title: **Day Hill Road Capacity Improvements - Lane Widening (Addison Rd. to I-91)**

Department: **Engineering**

Description and Purpose:

Along Day Hill Road, it is proposed to increase the number of travel lanes from 2 to 3 in both directions, from Addison Road to the on-ramp to I-91 South. The purpose of this construction is to accommodate the vehicular traffic along this corporate corridor. In the westbound direction, this widening will aid in preventing traffic backing up onto I-91 on weekday mornings by increasing the queuing space. In the eastbound direction, the afternoon traffic will be able to exit the Day Hill Road area, reducing delays presently being experienced.

Unscheduled work is valued at \$4.9 million.



RECOMMENDED FINANCING

	Source of Funds	Estimated Cost in Current Dollars	Estimated Expenditures by Fiscal Year						
			FY 2026	FY 2027	FY 2028	FY 2029	FY 2030	FY 2031	Six Year Total
A. Planning and Engineering	1	342,000	-	-	-	-	-	-	-
B. Land and Right of Way		270,000	-	-	-	-	-	-	-
C. Construction		3,685,000	-	-	-	-	-	-	-
D. Equipment		-	-	-	-	-	-	-	-
E. Administration		36,000	-	-	-	-	-	-	-
F. Other Costs		137,000	-	-	-	-	-	-	-
G. Bonding		70,000	-	-	-	-	-	-	-
H. Contingency		894,000	-	-	-	-	-	-	-
TOTAL		5,434,000	-	-	-	-	-	-	-
I. Annual Maintenance & Repair		60,000							

(1) General Fund

(3) Private Funding


(5) State/Federal Aid

(2) Municipal Bonds

(4) Enterprise Funds

(6) Other Funding

PROJECT DETAIL

Project Title:	Route 305 Corridor Improvements
Department:	Engineering
Description and Purpose:	 <p>Route 305, Bloomfield Avenue, is a main artery between Windsor and Bloomfield. In 2009, the Capitol Region Council of Governments, with town assistance, completed the Route 305 Corridor Study. The study concluded that Bloomfield Avenue will need to be increased to a 4-lane roadway to accommodate projected traffic in 2030. The cost of this long-term project exceeds \$10M. This project was developed to address the short-term improvements that could be done to improve traffic flow from I-91 Interchange 37 to Marshall Phelps Road. The proposed work includes constructing a westbound turn lane at Mountain Road, extending the through lane and merge area west of Mountain Road, constructing raised medians and left turn lanes throughout, providing an eastbound left turn lane at Addison Road, and constructing raised medians and channelized islands at the Marshall Phelps Road intersection.</p>

RECOMMENDED FINANCING

	Source of Funds	Estimated Cost in Current Dollars	Estimated Expenditures by Fiscal Year						
			FY 2026	FY 2027	FY 2028	FY 2029	FY 2030	FY 2031	Six Year Total
A. Planning and Engineering	2	668,000	-	-	-	-	531,000	-	531,000
B. Land and Right of Way		135,000	-	-	-	-	-	-	-
C. Construction		6,692,000	-	-	-	-	-	-	-
D. Equipment		-	-	-	-	-	-	-	-
E. Administration		42,000	-	-	-	-	-	-	-
F. Other Costs		265,000	-	-	-	-	-	-	-
G. Bonding		140,000	-	-	-	-	8,000	-	8,000
H. Contingency	2	1,561,000	-	-	-	-	106,000	-	106,000
TOTAL		9,503,000	-	-	-	-	645,000	-	645,000
I. Annual Maintenance & Repair									
(1) General Fund	(3) Private Funding		(5) State/Federal Aid						
(2) Municipal Bonds	(4) Enterprise Funds		(6) Other Funding						

PROJECT DETAIL


Project Title: **Construct Sidewalks on Local Roads within 1-mile of Schools**

Department: **Engineering / Planning**

Description and Purpose:

The 2004 Plan of Conservation and Development recommends that sidewalks be provided within a one mile walking distance to schools. This is to promote fitness for youth and to reduce pollution associated with students being driven to school. Approximately 61 miles of sidewalks should be constructed to provide for sidewalks on one side of the streets within one mile of schools.

Unscheduled work is approximately \$32.6 million.



RECOMMENDED FINANCING

	Source of Funds	Estimated Cost in Current Dollars	Estimated Expenditures by Fiscal Year						
			FY 2026	FY 2027	FY 2028	FY 2029	FY 2030	FY 2031	Six Year Total
A. Planning and Engineering	2, 6	5,365,000	-	-	-	-	-	-	-
B. Land and Right of Way	2, 6	235,000	-	-	-	-	-	-	-
C. Construction	2, 6	22,297,000	-	-	-	-	-	-	-
D. Equipment		-	-	-	-	-	-	-	-
E. Administration		-	-	-	-	-	-	-	-
F. Other Costs		-	-	-	-	-	-	-	-
G. Bonding	2, 6	415,000	-	-	-	-	-	-	-
H. Contingency	2, 6	5,580,000	-	-	-	-	-	-	-
TOTAL		33,892,000	-	-	-	-	-	-	-
I. Annual Maintenance & Repair		206,000							
(1) General Fund		(3) Private Funding	(5) State/Federal Aid						
(2) Municipal Bonds		(4) Enterprise Funds	(6) Other Funding						


PROJECT DETAIL

Project Title: **Silver Birch Pond Improvements**

Department: **Planning / Wetlands**

Description and Purpose:

This project is recommended by the Inland Wetlands and Watercourses Commission. After completing a pond restoration study of Silver Birch Pond, located between Prospect Hill Rd., Lochview Dr. and Silver Birch Ln., it was found that the pond's condition is not as bad as previously thought. The pond is surrounded by residential development and does not show evidence of the effects of non-point source pollution from fertilizers and poorly maintained septic systems as well as introduced invasive aquatic plants and the feeding of Canada Geese. The pond has potential to be a great asset to the town and its residents as a wildlife viewing area and other uses. An educational seminar was held in the fall of 2006 and 2012 for residents. Recommendations from the study include short and long term projects, many of which can be accomplished by homeowners. Projects that can be undertaken by the town include upgrading nearby catch basin structures, introducing algae-eating fish, providing fish habitats, and ongoing maintenance to ensure that the pond's existing quality does not degrade.



RECOMMENDED FINANCING

	Source of Funds	Estimated Cost in Current Dollars	Estimated Expenditures by Fiscal Year						
			FY 2026	FY 2027	FY 2028	FY 2029	FY 2030	FY 2031	Six Year Total
A. Planning and Engineering		25,000	-	-	-	-	-	-	-
B. Land and Right of Way		-	-	-	-	-	-	-	-
C. Construction		118,000	-	-	-	-	-	-	-
D. Equipment		-	-	-	-	-	-	-	-
E. Administration		-	-	-	-	-	-	-	-
F. Other Costs		-	-	-	-	-	-	-	-
G. Bonding		5,000	-	-	-	-	-	-	-
H. Contingency		28,000	-	-	-	-	-	-	-
TOTAL		176,000	-	-	-	-	-	-	-
I. Annual Maintenance & Repair		-							
(1) General Fund	(3) Private Funding	(5) State/Federal Aid							
(2) Municipal Bonds	(4) Enterprise Funds	(6) Other Funding							

PROJECT DETAIL

Project Title: **Milo Peck Roof Replacement Project**

Department: **DPW**

Description and Purpose

This section of roof, 10,000 sq. ft. was installed in 1995 with a 20 year warranty. The roof type is currently built up bituminous type, Siplast. The granules on the granulated top cap sheets are washing off, causing the system to lose its UV protection. This is causing UV degradation allowing alligatoring, blistering, and crazing to develop. The existing roof would be completely removed and replaced with built-up bituminous roofing or equal with 25 year warranty. The main section or original areas of this building is currently cedar shingled. This are needs to be replaced as near end of life with either asphalt or back to cedar.



RECOMMENDED FINANCING

	Source of Funds	Estimated Cost in Current Dollars	Estimated Expenditures by Fiscal Year						
			FY 2026	FY 2027	FY 2028	FY 2029	FY 2030	FY 2031	Six Year Total
A. Planning and Engineering		26,000	-	-	-	-	-	-	-
B. Land and Right of Way		-	-	-	-	-	-	-	-
C. Construction		234,000	-	-	-	-	-	-	-
D. Equipment		-	-	-	-	-	-	-	-
E. Administration		-	-	-	-	-	-	-	-
F. Other Costs		-	-	-	-	-	-	-	-
G. Bonding		-	-	-	-	-	-	-	-
H. Contingency		52,000	-	-	-	-	-	-	-
TOTAL		312,000	-	-	-	-	-	-	-
F. Annual Maintenance & Repair									
(1) General Fund	(3) Private Funding		(5) State/Federal Aid						
(2) Municipal Bonds	(4) Enterprise Funds		(6) Other Funding						

PROJECT DETAIL

Project Title: **Milo Peck Discovery Center Restroom Renovation Project**

Department: **Public Works**

Description and Purpose:

Funds are requested for the design and construction for renovation of restrooms to complete ADA code compliance. Existing restrooms are non code compliant and are in need of renovation due to the age of these rooms. This project would entail complete renovation of rooms; new fixtures, partitions, room doors to have automatic openers. New wall, floor tile, existing piping would need to be repurposed and arranged to new specifications.



RECOMMENDED FINANCING

	Source of Funds	Estimated Cost in Current Dollars	Estimated Expenditures by Fiscal Year						
			FY 2026	FY 2027	FY 2028	FY 2029	FY 2030	FY 2031	Six Year Total
A. Planning and Engineering		40,000	-	-	-	-	-	-	-
B. Land and Right of Way		-	-	-	-	-	-	-	-
C. Construction		423,000	-	-	-	-	-	-	-
D. Equipment		-	-	-	-	-	-	-	-
E. Administration		-	-	-	-	-	-	-	-
F. Other Costs		-	-	-	-	-	-	-	-
G. Bonding		5,000	-	-	-	-	-	-	-
H. Contingency		93,000	-	-	-	-	-	-	-
TOTAL		561,000	-	-	-	-	-	-	-
F. Annual Maintenance & Repair									
(1) General Fund	(3) Private Funding		(5) State/Federal Aid						
(2) Municipal Bonds	(4) Enterprise Funds		(6) Other Funding						


PROJECT DETAIL

Project Title: Streetlight Replacement, Energy, and Maintenance Cost Reduction Program

Department: Public Works

Description and Purpose:

This project is for the upgrade of town-owned street lights to Light Emitting Diode (LED) technology as well as the acquisition of Eversource's streetlights and the upgrade of those streetlights to LED. This project includes the retrofitting of both commercial and residential street lights from high pressure sodium (HPS) bulbs to LED bulbs as well as the purchase and upgrade of all Eversource-owned streetlights in Windsor to LED. HPS bulbs typically last approximately 6 years while LED bulbs typically last 20 years and use up to 60% less energy than HPS bulbs. The future bulb retrofits and purchase and upgrade of Eversource-owned streetlights is expected to yield annual energy cost savings that would significantly outweigh new maintenance costs.



RECOMMENDED FINANCING

	Source of Funds	Estimated Cost in Current Dollars	Estimated Expenditures by Fiscal Year						
			FY 2026	FY 2027	FY 2028	FY 2029	FY 2030	FY 2031	Six Year Total
A. Planning and Engineering		-	-	-	-	-	-	-	-
B. Land and Right of Way		-	-	-	-	-	-	-	-
C. Construction		2,824,000	-	-	-	-	-	-	-
D. Equipment		-	-	-	-	-	-	-	-
E. Administration		-	-	-	-	-	-	-	-
F. Other Costs		-	-	-	-	-	-	-	-
G. Bonding		50,000	-	-	-	-	-	-	-
H. Contingency		565,000	-	-	-	-	-	-	-
TOTAL		3,439,000	-	-	-	-	-	-	-
I. Annual Maintenance & Repair									
(1) General Fund	(3) Private Funding		(5) State/Federal Aid						
(2) Municipal Bonds	(4) Enterprise Funds		(6) Other Funding						


PROJECT DETAIL

Project Title: **Town Center Parking Garage**

Department: **Planning**

Description and Purpose:

As proposed in the Windsor Center Transit-Oriented Development Master Plan and Redevelopment Strategy Study, this project seeks to fund a new shared 260 space parking garage to be located behind town hall. The proposed garage is to support public parking in Windsor Center and to provide rail parking to support the future development of the New Haven-Hartford-Springfield commuter rail line. By locating the parking on the west side of the rail line, the properties on the east side of the tracks (where the former dog pound and public parking lot are located) would become available for future transit-oriented-development. It is proposed the project be considered for construction in conjunction with the New Haven-Hartford-Springfield Commuter Rail project (State of CT project). This project may also be fully funded as part of the commuter rail upgrades.



RECOMMENDED FINANCING

	Source of Funds	Estimated Cost in Current Dollars	Estimated Expenditures by Fiscal Year						
			FY 2026	FY 2027	FY 2028	FY 2029	FY 2030	FY 2031	Six Year Total
A. Planning and Engineering	5	1,988,000	-	-	-	-	-	-	-
B. Land and Right of Way	5	-	-	-	-	-	-	-	-
C. Construction	5	9,929,000	-	-	-	-	-	-	-
D. Equipment		-	-	-	-	-	-	-	-
E. Administration		-	-	-	-	-	-	-	-
F. Other Costs	5	994,000	-	-	-	-	-	-	-
G. Bonding		235,000	-	-	-	-	-	-	-
H. Contingency	5	2,582,000	-	-	-	-	-	-	-
TOTAL		15,728,000	-	-	-	-	-	-	-
I. Annual Maintenance & Repair		170,000							
(1) General Fund	(3) Private Funding		(5) State/Federal Aid						
(2) Municipal Bonds	(4) Enterprise Funds		(6) Other Funding						

PROJECT DETAIL

Project Title: **Utility Vehicles**

Department: **Public Works**

Description and Purpose:

The Fire Department uses multiple support vehicles in it's four stations. These vehicles vary in age from 1998 to 2012, this program would create a schedule of replacement;

Company 1 2009 Ford F250 Pick-up (\$45,000)

Company 2 1998 Ford Pick-up (\$45,000), 2008 GMC SUV (\$50,000)

Company 3 2012 Ford Utility Vehicle (\$75,000)

Car 2 2013 Explorer SUV (\$46,000)

Car 3 2009 Explorer SUV (\$46,000)



RECOMMENDED FINANCING

	Source of Funds	Estimated Cost in Current Dollars	Estimated Expenditures by Fiscal Year						
			FY 2026	FY 2027	FY 2028	FY 2029	FY 2030	FY 2031	Six Year Total
A. Planning and Engineering		-	-	-	-	-	-	-	-
B. Land and Right of Way		-	-	-	-	-	-	-	-
C. Construction		-	-	-	-	-	-	-	-
D. Equipment		307,000	-	-	-	-	-	-	-
E. Administration		-	-	-	-	-	-	-	-
F. Other Costs		-	-	-	-	-	-	-	-
G. Bonding		5,000	-	-	-	-	-	-	-
H. Contingency		30,000	-	-	-	-	-	-	-
TOTAL		342,000	-	-	-	-	-	-	-
I. Annual Maintenance & Repair									
(1) General Fund		(3) Private Funding							
(2) Municipal Bonds		(4) Enterprise Funds							
		(5) State/Federal Aid							
		(6) Other Funding							

PROJECT DETAIL

Project Title: **Rainbow Fire Station - Engine Tanker Replacement**

Department: **Safety Services**

Description and Purpose:


The Rainbow Firehouse is currently equipped with a 1984 pumper and a late 1970's 2,000 gallon tanker. As the town has grown and developed, water supplies have started to reach the outlying areas of town. However, there are still several streets without hydrant service in the Rainbow and Palisado areas. To effectively service these areas, the replacement of two apparatus with a 1,000+ gallon tanker pumper is proposed.



RECOMMENDED FINANCING

	Source of Funds	Estimated Cost in Current Dollars	Estimated Expenditures by Fiscal Year						
			FY 2026	FY 2027	FY 2028	FY 2029	FY 2030	FY 2031	Six Year Total
A. Planning and Engineering		-	-	-	-	-	-	-	-
B. Land and Right of Way		-	-	-	-	-	-	-	-
C. Construction		900,000	-	-	-	-	-	-	-
D. Equipment		-	-	-	-	-	-	-	-
E. Administration		-	-	-	-	-	-	-	-
F. Other Costs		56,000	-	-	-	-	-	-	-
G. Bonding		15,000	-	-	-	-	-	-	-
H. Contingency		48,000	-	-	-	-	-	-	-
TOTAL		1,019,000	-	-	-	-	-	-	-
I. Annual Maintenance & Repair									
(1) General Fund	(3) Private Funding		(5) State/Federal Aid						
(2) Municipal Bonds	(4) Enterprise Funds		(6) Other Funding						

PROJECT DETAIL

Project Title:	Additional Fire Hydrants
Department:	Fire Department / Public Safety
Description and Purpose:	 <p>Fire hydrants are key to the fire protection of the citizens and buildings throughout the town of Windsor. During the 1970's and 1980's efforts were made to place fire hydrants a maximum of 500 feet from any structure in town. As new developments (both commercial and residential) were created in town, the responsibility of installing these hydrants was the developer's. At the same time, installation of hydrants in the older areas of town was accomplished from town funding. As other priorities occurred in the budgeting process, the funding of these hydrants was eliminated. We feel it is prudent now to fund the installation of new additional hydrants in the next several years to ensure proper fire protection throughout town. The cost of installing a new hydrant by the MDC is currently \$10,800. There have been a total of 80 desired new hydrant locations identified at this time.</p>

RECOMMENDED FINANCING

	Source of Funds	Estimated Cost in Current Dollars	Estimated Expenditures by Fiscal Year						
			FY 2026	FY 2027	FY 2028	FY 2029	FY 2030	FY 2031	Six Year Total
A. Planning and Engineering		-	-	-	-	-	-	-	-
B. Land and Right of Way		-	-	-	-	-	-	-	-
C. Construction		1,245,000	-	-	-	-	-	-	-
D. Equipment		-	-	-	-	-	-	-	-
E. Administration		-	-	-	-	-	-	-	-
F. Other Costs		-	-	-	-	-	-	-	-
G. Bonding		20,000	-	-	-	-	-	-	-
H. Contingency		125,000	-	-	-	-	-	-	-
TOTAL		1,390,000	-	-	-	-	-	-	-
I. Annual Maintenance & Repair									
(1) General Fund	(3) Private Funding	(5) State/Federal Aid							
(2) Municipal Bonds	(4) Enterprise Funds	(6) Other Funding							

PROJECT DETAIL

Project Title: **Skate Park Improvements**

Department: **Recreation and Leisure Services**

Description and Purpose:

The skate park was originally developed in 2000 and the skate park equipment was moved to its current location in 2004. The skate park equipment is now outdated and showing signs of deterioration. A new location for the skate park will be defined. A new skate park will be designed and constructed with a vision of providing Windsor youth a diverse but challenging skating facility.



RECOMMENDED FINANCING

	Source of Funds	Estimated Cost in Current Dollars	Estimated Expenditures by Fiscal Year						
			FY 2026	FY 2027	FY 2028	FY 2029	FY 2030	FY 2031	Six Year Total
A. Planning and Engineering	2	11,000	-	-	-	-	-	-	-
B. Land and Right of Way		-	-	-	-	-	-	-	-
C. Construction	2	239,000	-	-	-	-	-	-	-
D. Equipment		-	-	-	-	-	-	-	-
E. Administration		-	-	-	-	-	-	-	-
F. Other Costs		-	-	-	-	-	-	-	-
G. Bonding	2	5,000	-	-	-	-	-	-	-
H. Contingency	2	21,000	-	-	-	-	-	-	-
TOTAL		276,000	-	-	-	-	-	-	-
I. Annual Maintenance & Repair									
(1) General Fund	(3) Private Funding		(5) State/Federal Aid						
(2) Municipal Bonds	(4) Enterprise Funds		(6) Other Funding						

PROJECT DETAIL

Project Title: **Northwest Park Pavilion**

Department: **Recreation and Leisure Services**

Description and Purpose:

This project calls for the installation of a picnic pavilion approximately 30ft. x 115ft. with restrooms on the soccer field located at the left side of the parking lot. This pavilion will allow users to have closer parking to their events. The existing pavilion located within the park will continue to be used by user groups for picnicking and events. It will also be used as additional program space for Northwest Park summer camps and programs.



RECOMMENDED FINANCING

	Source of Funds	Estimated Cost in Current Dollars	Estimated Expenditures by Fiscal Year						
			FY 2026	FY 2027	FY 2028	FY 2029	FY 2030	FY 2031	Six Year Total
A. Planning and Engineering		23,000	-	-	-	-	-	-	-
B. Land and Right of Way		-	-	-	-	-	-	-	-
C. Construction		234,000	-	-	-	-	-	-	-
D. Equipment		14,000	-	-	-	-	-	-	-
E. Administration		-	-	-	-	-	-	-	-
F. Other Costs		-	-	-	-	-	-	-	-
G. Bonding		5,000	-	-	-	-	-	-	-
H. Contingency		55,000	-	-	-	-	-	-	-
TOTAL		331,000	-	-	-	-	-	-	-
I. Annual Maintenance & Repair									
(1) General Fund	(3) Private Funding		(5) State/Federal Aid						
(2) Municipal Bonds	(4) Enterprise Funds		(6) Other Funding						

PROJECT DETAIL

Project Title: **Athletic Field Master Plan Improvements - Fitch Park Improvements**

Department: **Recreation and Leisure Services / Engineering**

Description and Purpose:

In 2013, the Town of Windsor completed an Athletic Field Master Plan of town-wide field facilities that was subsequently accepted and approved by Town Council. The master plan recommended necessary improvements to various athletic fields in town. The recommendation provided a multi-year phased approach. This project phase includes improvements at Fitch Park including drainage improvements, regrading of the field areas, the addition of handicapped-accessible bleachers, and the repair of pathways and fencing.



RECOMMENDED FINANCING

	Source of Funds	Estimated Cost in Current Dollars	Estimated Expenditures by Fiscal Year						
			FY 2026	FY 2027	FY 2028	FY 2029	FY 2030	FY 2031	Six Year Total
A. Planning and Engineering		78,000	-	-	-	-	-	-	-
B. Land and Right of Way		-	-	-	-	-	-	-	-
C. Construction		416,000	-	-	-	-	-	-	-
D. Equipment		-	-	-	-	-	-	-	-
E. Administration		-	-	-	-	-	-	-	-
F. Other Costs		-	-	-	-	-	-	-	-
G. Bonding		10,000	-	-	-	-	-	-	-
H. Contingency		99,000	-	-	-	-	-	-	-
TOTAL		603,000	-	-	-	-	-	-	-
I. Annual Maintenance & Repair									
(1) General Fund	(3) Private Funding	(5) State/Federal Aid							
(2) Municipal Bonds	(4) Enterprise Funds	(6) Other Funding							

PROJECT DETAIL

Project Title: **Ramp Modifications at I-91 & State Route 75 / Day Hill Road**

Department: **Planning / Engineering**

Description and Purpose:

This project proposes an on-ramp from Day Hill Road that would be bridged over Route 75 to allow traffic to directly access northbound Interstate 91. The cost estimate is for the bridge over Route 75 alternative, which is a less expensive and therefore a more probable solution. This would provide a more direct connection than currently exists between Day Hill Road and northbound I-91 during the afternoon peak period by eliminating the current left turn lanes which will become increasingly congested. These construction costs are based on the CROG Bradley Area Transportation Study for the Day Hill Road Interchange Study of May 2005 and includes associated costs for the construction of additional operational lanes in both the north- and south-bound I-91 roadways, between Route 75 and Route 20.



RECOMMENDED FINANCING

	Source of Funds	Estimated Cost in Current Dollars	Estimated Expenditures by Fiscal Year						
			FY 2026	FY 2027	FY 2028	FY 2029	FY 2030	FY 2031	Si xYear Total
A. Planning and Engineering	5	7,686,000	-	-	-	-	-	-	-
B. Land and Right of Way	5	2,704,000	-	-	-	-	-	-	-
C. Construction	5	38,480,000	-	-	-	-	-	-	-
D. Equipment		-	-	-	-	-	-	-	-
E. Administration		-	-	-	-	-	-	-	-
F. Other Costs	5	7,696,000	-	-	-	-	-	-	-
G. Bonding		-	-	-	-	-	-	-	-
H. Contingency	5	11,313,000	-	-	-	-	-	-	-
TOTAL		67,879,000	-	-	-	-	-	-	-
I. Annual Maintenance & Repair									
(1) General Fund		(3) Private Funding							(5) State/Federal Aid
(2) Municipal Bonds		(4) Enterprise Funds							(6) Other Funding


PROJECT DETAIL

Project Title: **Sage Park Middle School Parking Lot Improvements**

Department: **Engineering**

Description and Purpose:

Project aims to improve safety and traffic flow for vehicles, children, and pedestrians, improve existing drainage facilities, add new drainage and rehabilitate the existing pavement surface. During 2020, the school implemented a new traffic pattern for drop-off and pick-up to increase efficiency and reduce the potential for traffic to backup into Sage Park Road. The recently implemented traffic pattern will be incorporated into the design and structural changes to curbs and islands will be evaluated through the design phase. Sidewalk replacement will be incorporated depending on use, condition, and cost.



RECOMMENDED FINANCING

	Source of Funds	Estimated Cost in Current Dollars	Estimated Expenditures by Fiscal Year						
			FY 2026	FY 2027	FY 2028	FY 2029	FY 2030	FY 2031	Six Year Total
A. Planning and Engineering	1	73,000	-	-	-	-	-	-	-
B. Land and Right of Way		-	-	-	-	-	-	-	-
C. Construction	2	515,000	-	-	-	-	-	-	-
D. Equipment		-	-	-	-	-	-	-	-
E. Administration		-	-	-	-	-	-	-	-
F. Other Costs	2	6,000	-	-	-	-	-	-	-
G. Bonding	2	10,000	-	-	-	-	-	-	-
H. Contingency	2	120,000	-	-	-	-	-	-	-
TOTAL		724,000	-	-	-	-	-	-	-
I. Annual Maintenance & Repair									
(1) General Fund	(3) Private Funding		(5) State/Federal Aid						
(2) Municipal Bonds	(4) Enterprise Funds		(6) Other Funding						