



Capital Improvement Program 2025 – 2030

ADOPTED

Introduction

The Capital Improvement Program

The Capital Improvement Program (CIP) is a multi-year plan used to coordinate the financing and timing of major public improvements for both the town government and the Board of Education. It contains a comprehensive list of capital projects for the town within the next six years and reflects the recommendations of citizens, boards, commissions and town staff from throughout the organization. For each project, the CIP presents a summary description, estimate of cost, method of financing and a schedule of implementation. The capital improvement program shown here is neither a wish list nor the bare minimum of what could be accomplished each year. Rather, the FY25 – FY30 program aims to make steady progress in preserving the capital assets of the town.

Capital Assets and Capital Projects

A capital asset is a new or rehabilitated physical asset that has a useful life of more than five years and is of significant value. Capital projects are undertaken to acquire or extend the useful life of capital assets. As one-time projects, they are differentiated from ordinary repairs or maintenance of a recurring nature. Examples of capital projects include land acquisitions, the construction of or major improvements to public buildings and roads, and the acquisition of large equipment such as fire trucks. Equipment purchases, however, are not typically considered capital projects unless they are for new facilities or major investments that cost more than \$100,000. The Board of Education, with few exceptions, uses a threshold of one tenth of 1% of the tax levy in order for a project to qualify as a capital project. In recent years, both the Board of Education and the town government have placed smaller value projects and equipment in the CIP due to operating budgets for these items having been reduced.

Asset Management in the CIP

As the town's infrastructure ages and the cost of replacing those assets continues to increase while financial resources become more constrained, the town must analyze how to best meet the major maintenance and replacement needs. Town staff is tracking many assets (for example, parks, culverts, roads and sidewalks) lifespans, replacement costs and current conditions. In some cases, this assessment involves identifying the condition of numerous contributing components, such as playground equipment, HVAC systems, sports courts, roofs, facades, or irrigation systems. After completing this inventory, town staff assesses whether the work proposed in the CIP adequately addresses the annual repair and replacement needs for each asset.

Capital Improvement Program

For example, the town uses a pavement management software system and annual pavement inspections to prioritize roadways for improvements. Currently, approximately 25.2% of the Town's roadways are in fair or poor condition (i.e., a Road Surface Rating of 60 or less) with only 4.4% of roadways classified as poor condition (i.e., a Road Surface Rating of 45 or less). The six-year CIP includes approximately \$9.4 million for street resurfacing, pavement reclamation, milling, curb replacement, drainage improvements and other pavement repair work. In addition, the six-year CIP includes major reconstruction or rehabilitation projects including roadway realignment, roadway widening, installation of sidewalks and street lighting, and major drainage improvements at an estimated cost of \$28.1 million.

The Need for a CIP

The CIP provides a means for both coordinating and prioritizing the capital project requests of various departments and agencies. The process of building the CIP requires careful consideration of proposed projects in a more comprehensive context than if projects were to be submitted and evaluated on an ad-hoc basis. In addition to mitigating wasteful overlap, duplication and delay, the prioritization process ensures that the most important and urgent projects are completed first. The information that the CIP provides regarding the short- and long-term financial impacts of undertaking capital projects enables policy makers to balance town priorities with its financial capacity to pay for desired projects.

Financing Capital Projects

The town has several options for financing capital projects. The single largest source of financing for capital projects is borrowing through the issuance of general obligation bonds. Larger projects involving assets with long useful lives are typically financed in this manner. This eliminates the need to temporarily raise taxes every time a large capital asset is acquired or modified. The debt also allows current and future beneficiaries to share the cost of long-term capital improvements such as new fire stations, schools or roads. Those who enjoy the year-by-year benefit of the improvement make the tax payments that match the stream of benefits received. All borrowing is done in accordance with the Windsor Town Charter.

Some projects (usually smaller ones or ones that are designs or studies) or portions of large projects may be financed on a pay-as-you-go basis through the General Fund operating budget or through fund balances. Other financing sources for Windsor's capital projects include state and federal grants, appropriations from other town funds and private sources.

Capital Improvement Program

Financial Benefits of Capital Planning

When a town seeks to borrow funds, investors and bond rating agencies place a substantial emphasis on capital planning. An organization that goes through a capital planning process is less likely to undertake a series of projects that is beyond its financial capacity. By anticipating capital projects and mapping out a means for financing them, the town is providing assurance to investors that it will be able to pay back its debt. This assurance is reflected in Windsor's current bond ratings of AAA by Standard and Poor's. This favorable rating places Windsor in the top 10% of municipalities in the nation. The resulting lower interest rates on Windsor bonds translate into tangible dollar savings in debt service payments.

Development of the CIP

The CIP process begins in earnest in late fall when a CIP Task Team of town staff convenes and a request for suggested projects is transmitted to boards and commissions and town departments. The CIP Task Team then prioritizes projects based on pre-determined criteria including health and safety factors, legal obligations, fiscal impact, environmental impact, community and economic effects and aesthetic and social effects. Projects are also examined in terms of their relationship to other projects, *The Town of Windsor's Plan of Conservation and Development* and their compatibility with town goals and objectives. The prioritization of projects first occurs at the task team level, then again during the Town Council review and public comment. Listed below is an outline of the steps that are suggested for preparing the Capital Improvements Program.

<u>September</u>	Letter distributed to town staff and Boards & Commissions inviting suggestions for capital projects.
<u>October-November</u>	Detailed project descriptions submitted. Staff CIP Task team prioritizes projects based on project criteria.
<u>December</u>	Town Manager compiles projects and conducts financial analysis.
<u>January-February</u>	Town Manager submits draft 6-year CIP to Public Building Commission and Capital Improvements Committee for review. The Capital Improvements Committee advises the Town Manager on CIP years 2 through 6.
<u>February-March</u>	Town Manager submits final draft of CIP to Town Planning and Zoning Commission for review pursuant to Section 8-24 of the <i>Connecticut General Statutes</i> . Town Manager delivers CIP to Town Council for review and adoption. Year one of the CIP is incorporated into the annual operating budget.

Capital Improvement Program

The Dynamic Nature of the CIP

The CIP encompasses a six-year period, scheduling the most important, urgent projects in the earliest years. Once the CIP is finalized, Year One of the plan is used as a basis for both the capital projects portion of the annual operating budget and for any planned bond sales during the fiscal year. Once funding has been authorized, either through adoption of the annual budget or through a bond ordinance, the projects can begin and are removed from the subsequent CIP.

By and large, each of the remaining projects (which are still unfunded) will move up by one year in the plan. However, because circumstances can change, financial constraints or opportunities can emerge, and priorities can shift, the schedule for unfunded projects needs to be revised each year. Projects may be moved up, moved back, or even eliminated from the plan. This is especially true for projects in the final years of the plan. This constant review ensures that the CIP maintains its flexibility and can be adjusted to align with a changing environment while still providing community leaders and town officials with a clear view of what lies ahead.

Statistics and Financial Information

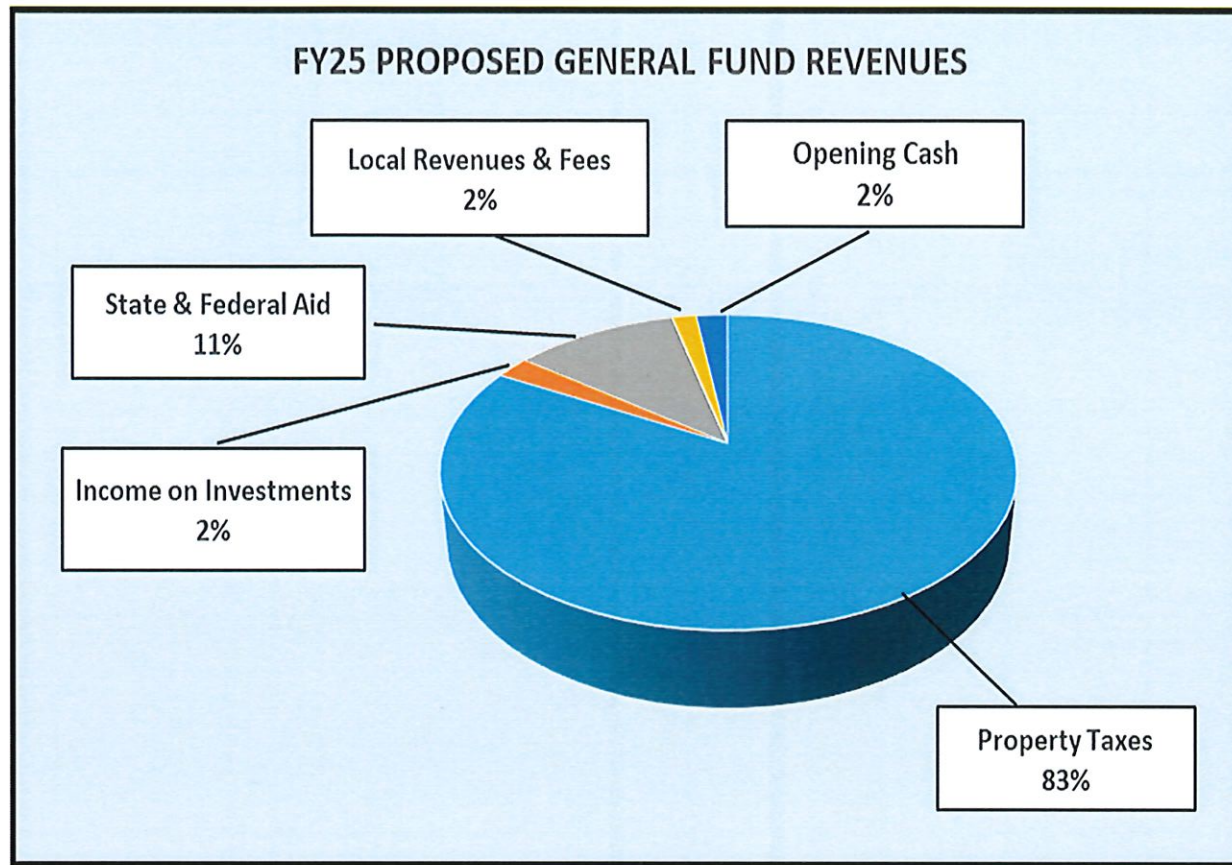
In addition to prioritizing proposed capital projects by assessing their respective importance and urgency, the process of preparing the CIP also demands that these projects be evaluated within the town's overall demographic and financial context. Demographic factors provide insight into future demands on the town's infrastructure while financial indicators illustrate the town's capacity to finance desired projects.

While some trends will provide an indication as to what kinds of projects should be undertaken, others may reveal a need for more detailed information. Therefore, the CIP may, at times, include projects that involve information gathering and assessment on such things as the condition of town buildings, roads and traffic patterns. These analyses are necessary to achieve a responsible balance between wants, needs and limited resources. The remainder of this section is devoted to analyzing trends in Windsor's population, financial standing and debt service.

Capital Improvement Program

Revenues

Historically, tax revenues have provided approximately 83% of the General Fund operating budget revenues each fiscal year with the remaining 17% derived from local revenues and fees, state and federal aid, and interest on investments. For the FY 2025 budget, 83% or \$119 million of the town's total budget will be supported by property taxes.



Capital Improvement Program

Grand List

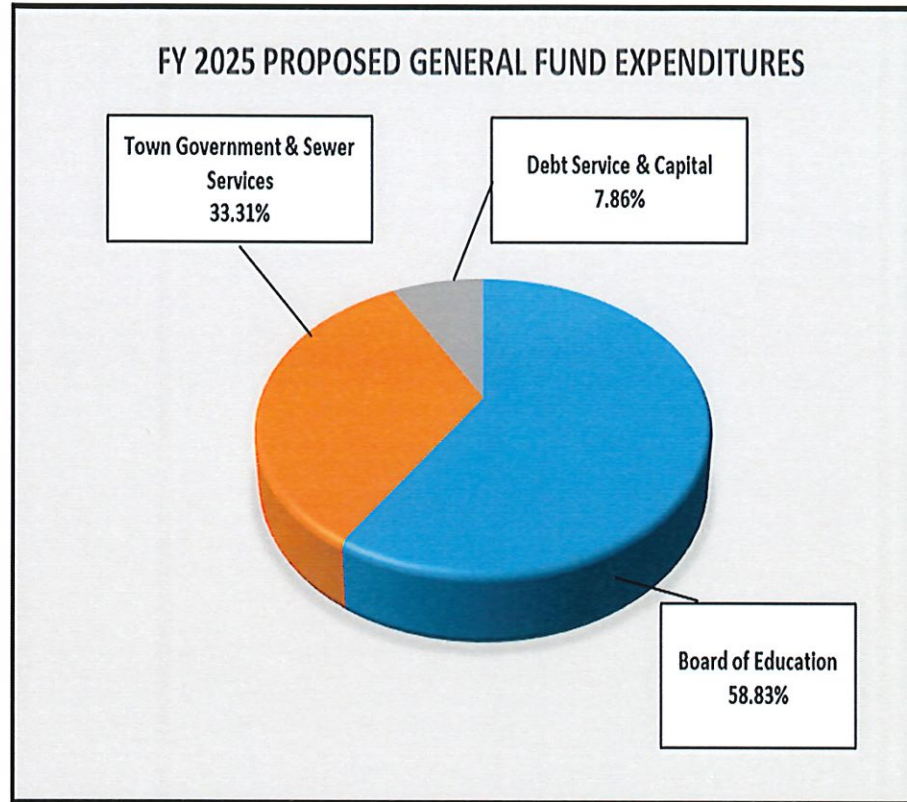
The Grand List of all taxable property in Windsor is an important indicator of Windsor's financial health. The table below illustrates the past 15 years of Grand List performance:

Grand List Changes FY 2011 - FY 2025					
Fiscal Year	Grand List	Net Taxable Grand List ¹	Dollar Change	Percent Change	
2025	10/1/2023	\$3,960,872,596	\$403,266,470	11.34%	²
2024	10/1/2022	\$3,557,606,126	\$241,374,732	7.28%	
2023	10/1/2021	\$3,316,231,394	\$103,978,382	3.24%	
2022	10/1/2020	\$3,212,253,012	\$57,567,991	1.82%	
2021	10/1/2019	\$3,154,685,021	\$45,385,711	1.46%	
2020	10/1/2018	\$3,109,299,310	\$149,494,782	5.05%	²
2019	10/1/2017	\$2,959,804,528	\$73,058,492	2.53%	
2018	10/1/2016	\$2,886,746,036	(\$37,757,373)	-1.29%	
2017	10/1/2015	\$2,924,503,409	\$73,756,822	2.59%	
2016	10/1/2014	\$2,850,746,587	\$12,642,871	0.45%	
2015	10/1/2013	\$2,838,103,716	(\$176,175,620)	-5.84%	²
2014	10/1/2012	\$3,014,279,336	\$106,387,438	3.66%	
2013	10/1/2011	\$2,907,891,898	\$66,843,454	2.35%	
2012	10/1/2010	\$2,841,048,444	\$106,406,536	3.89%	
2011	10/1/2009	\$2,734,641,908	\$88,165,121	3.33%	
Source: Town Assessor					
1. Net Taxable Grand List is based on a 70% assessment ratio. Figures reflect Grand List as signed off on by the Town Assessor, prior to any changes by the Board of Assessment Appeals.					
2. Revaluation Year					

Capital Improvement Program

Expenditures

Proposed budgeted expenditures for FY 2025 are \$143,315,840, which is reflected in the chart below. Expenditures over a ten-year period have increased at an average annual rate of 3.22%



General Fund Budgeted Expenditures		
Fiscal Year	Expenditures	Change from Previous Year
2025	\$143,315,840	2.95%
2024	\$139,205,750	7.17%
2023	\$129,894,300	3.26%
2022	\$125,787,620	2.98%
2021	\$122,148,810	2.89%
2020	\$118,719,040	3.04%
2019	\$115,219,930	3.93%
2018	\$110,862,990	0.00%
2017	\$110,862,990	4.21%
2016	\$106,384,140	1.77%

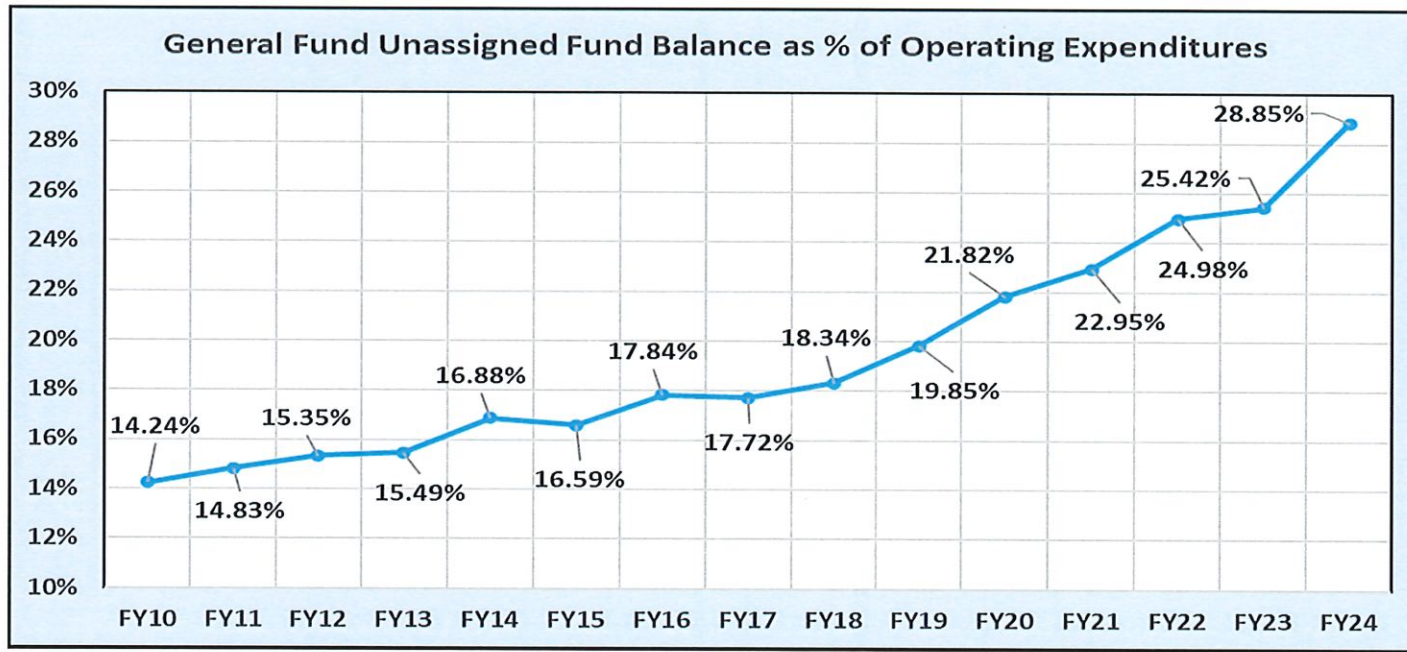
Source: FY25 Proposed Budget; Adopted Town Budget all other years

Capital Improvement Program

Fund Balance

The fund balance represents the cumulative difference between revenues and expenditures over time. The town's fund balance changes each year, increasing when the town achieves a budget surplus, or decreasing when the town experiences a budget deficit (though a deficit has not occurred in Windsor in over two decades). The fund balance also changes when Town Council authorizes additional appropriations outside of the budget process. Not all of a town's fund balance may be available for appropriation. Usually, a significant percentage of the fund balance is encumbered or reserved for future obligations. The remainder, referred to as the unassigned fund balance, is available for appropriation.

The fund balance is significant for a number of reasons. It is a measure of the town's ability to withstand financial emergencies or to undertake unforeseen, but necessary, projects. Ratings agencies place special emphasis on fund balance when assigning bond ratings to municipalities and view an adequate fund balance as an indication of sound financial management and flexibility. Rating agencies such as Standard & Poor's look favorably on municipalities having general fund unassigned fund balances of 15% or higher of operating revenues. Windsor's fund balance has achieved this recommended goal for many years. Windsor's adopted Fund Balance Policy is to maintain an unassigned fund balance between 15% and 20% of budgeted operating expenditures. At the end of FY 2023, Windsor's audited general fund unassigned fund balance was \$40.1M, or 28.9% of FY 2024 budgeted operating expenditures.

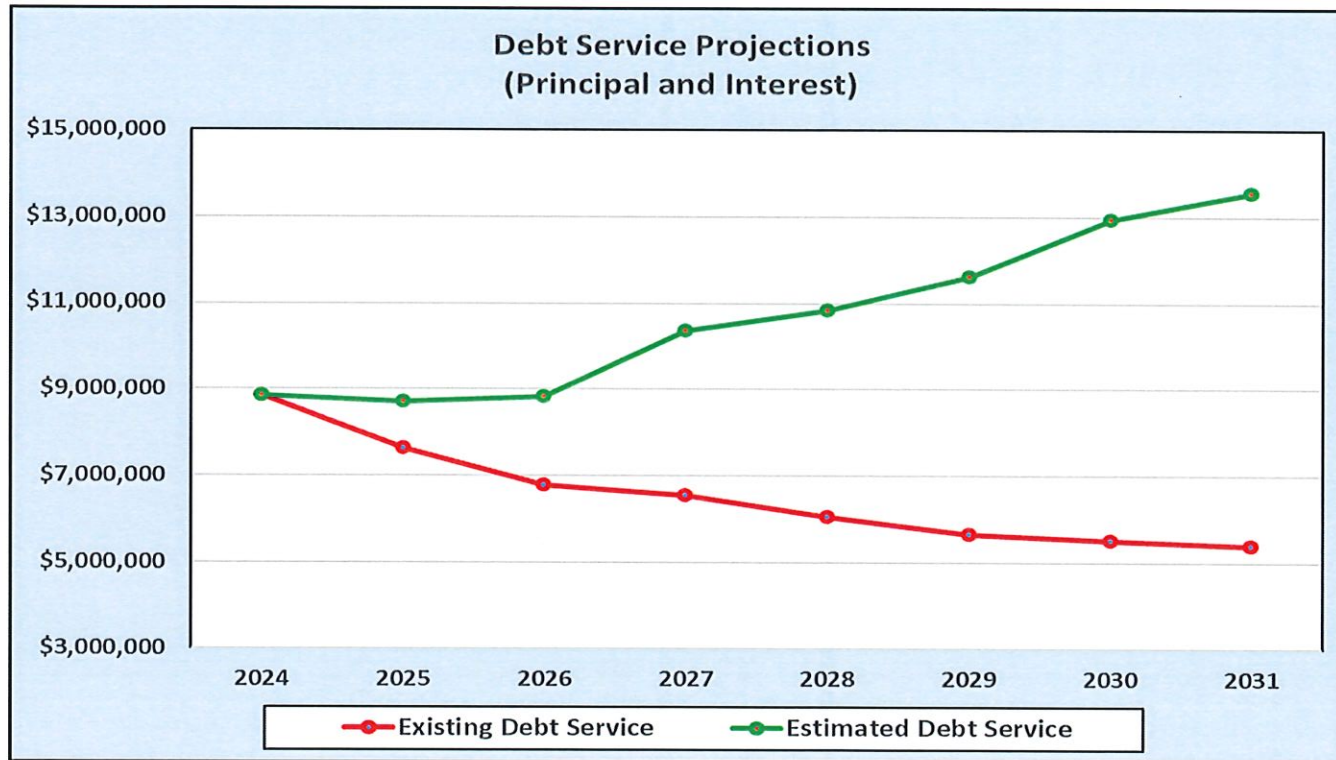


Capital Improvement Program

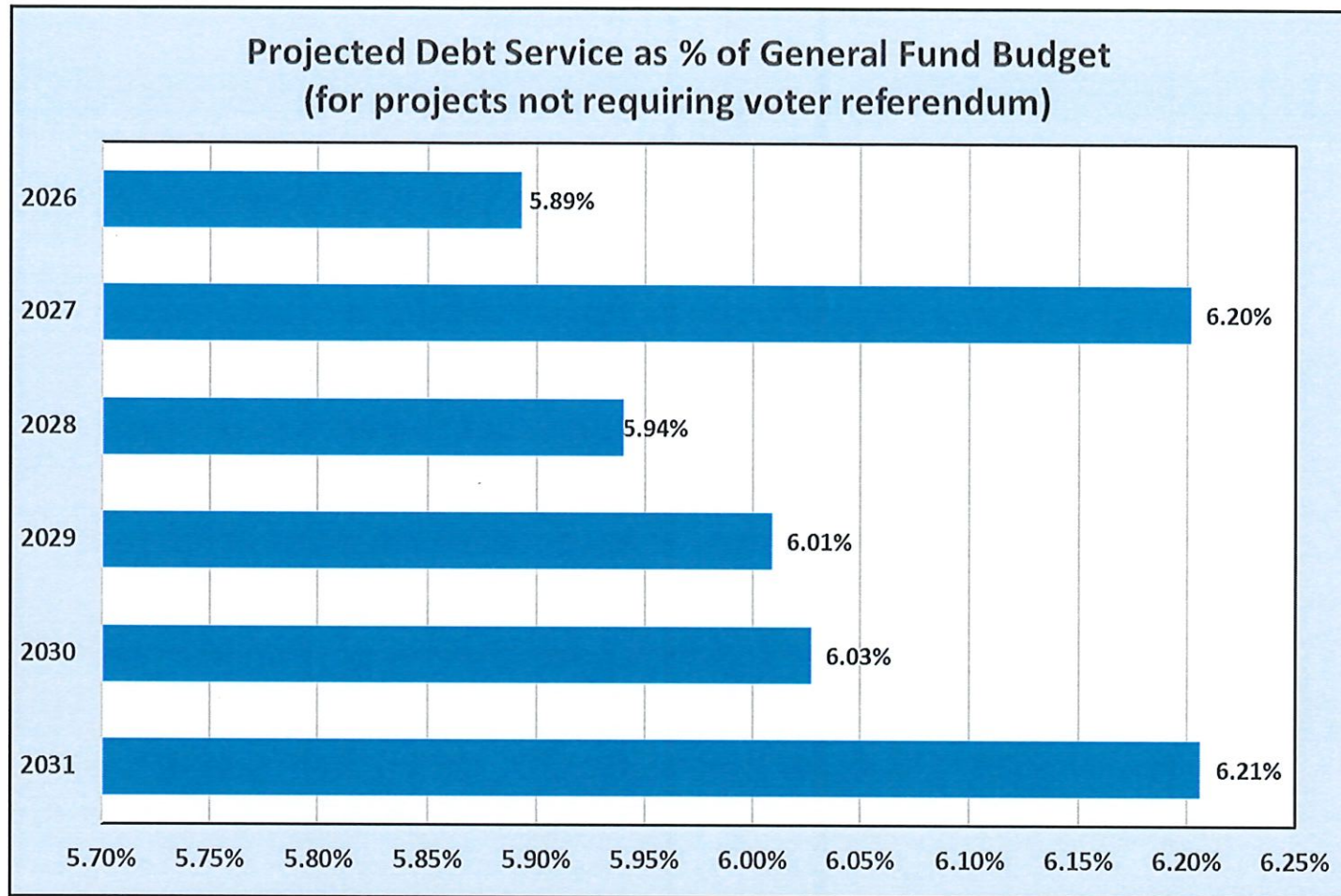
Debt Management

Historically, Windsor has adhered to certain practices in order to maintain a debt burden that is in line with available resources. Our adopted debt management policy calls for the annual debt service payment not to exceed 8% of annual expenditures. This is consistent with recommendations from bond rating agencies that debt service be held to within 5% and 15% of the total operating budget. Also, Windsor limits its debt such that the total amount of bonds issued would not exceed 50% of the town's legal debt limit. Windsor's total debt has consistently been well below 50% of the legal debt limit.

The chart shown below illustrates the projected effects on debt service in implementing the capital improvement program as adopted in this document. This chart shows both the existing debt service payments that have already been issued by the town and the payments on existing debt plus debt that would be incurred through the implementation of this capital improvement program (green line shown in the chart as estimated debt service). Annual payments on existing debt are projected to decline on an annual basis from FY 2024 payments of \$9.0 million. The estimated debt service projections shown on the following page reflect borrowing for projects that would not require referendum approval.

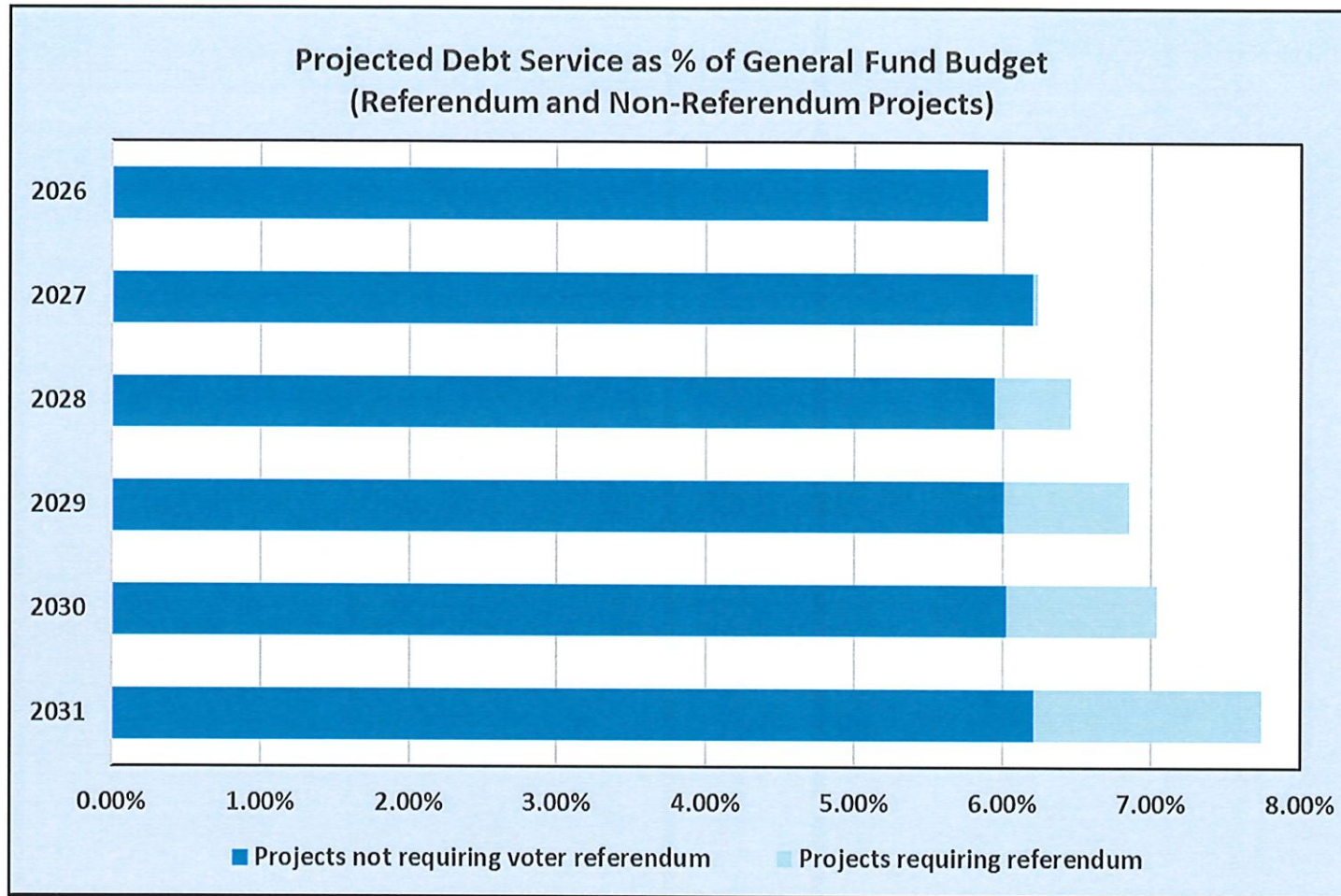


Capital Improvement Program



Capital Improvement Program

The projected debt service ratios are based on multi-year debt forecasting and modeling. The financing assumptions used to calculate the debt service ratios include a combination of both long-term general obligation bonds and short-term notes. As a result of this, the debt service ratios are projected to not exceed the 8% policy goal in any year of the CIP.



Capital Improvement Program

Scheduled Projects

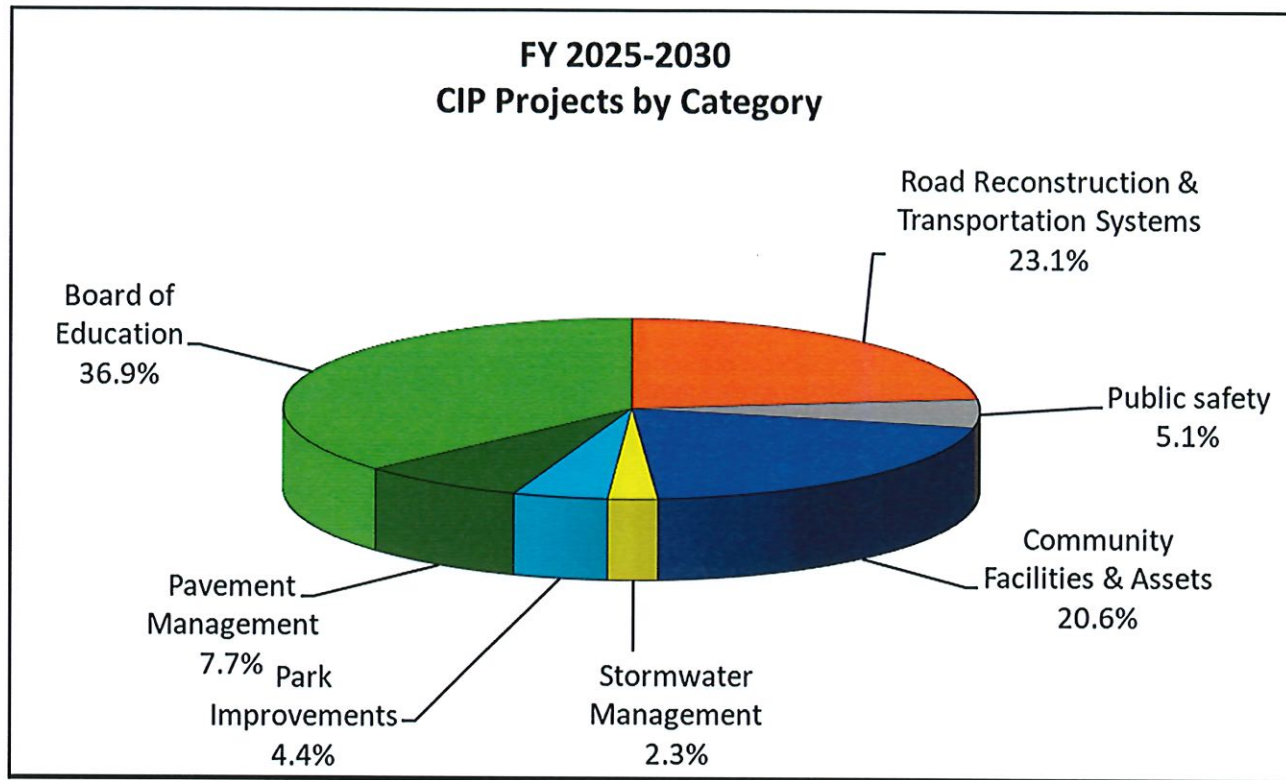
The FY 25-FY 30 CIP includes an assortment of projects funded through a variety of proposed sources. The estimated cost of all six years of this CIP is \$122.1 million.

CIP Projects by Category

Project Category	FY 2025	FY 2026	FY 2027	FY 2028	FY 2029	FY 2030	Total
Road Reconstruction & Transportation Systems	\$7,739,000	\$2,192,400	\$2,767,500	\$8,313,000	\$2,330,000	\$4,840,500	\$28,182,400
Public safety	\$1,512,000	\$1,981,000	\$875,000	\$360,000	\$600,000	\$884,500	\$6,212,500
Community Facilities & Assets	\$2,080,000	\$8,782,000	\$3,974,000	\$6,864,000	\$2,610,000	\$875,000	\$25,185,000
Stormwater Management	\$92,400	\$400,000	\$1,431,000	\$400,000	\$0	\$450,000	\$2,773,400
Park Improvements	\$1,888,000	\$987,000	\$1,509,000	\$0	\$100,000	\$860,500	\$5,344,500
Pavement Management	\$1,460,000	\$1,230,000	\$1,584,000	\$1,425,000	\$2,161,000	\$1,490,000	\$9,350,000
Board of Education	\$7,649,000	\$9,546,000	\$10,208,000	\$1,683,000	\$12,265,000	\$3,670,000	\$45,021,000
TOTAL CIP 2025-2030 PROGRAM	\$22,420,400	\$25,118,400	\$22,348,500	\$19,045,000	\$20,066,000	\$13,070,500	\$122,068,800

Capital Improvement Program

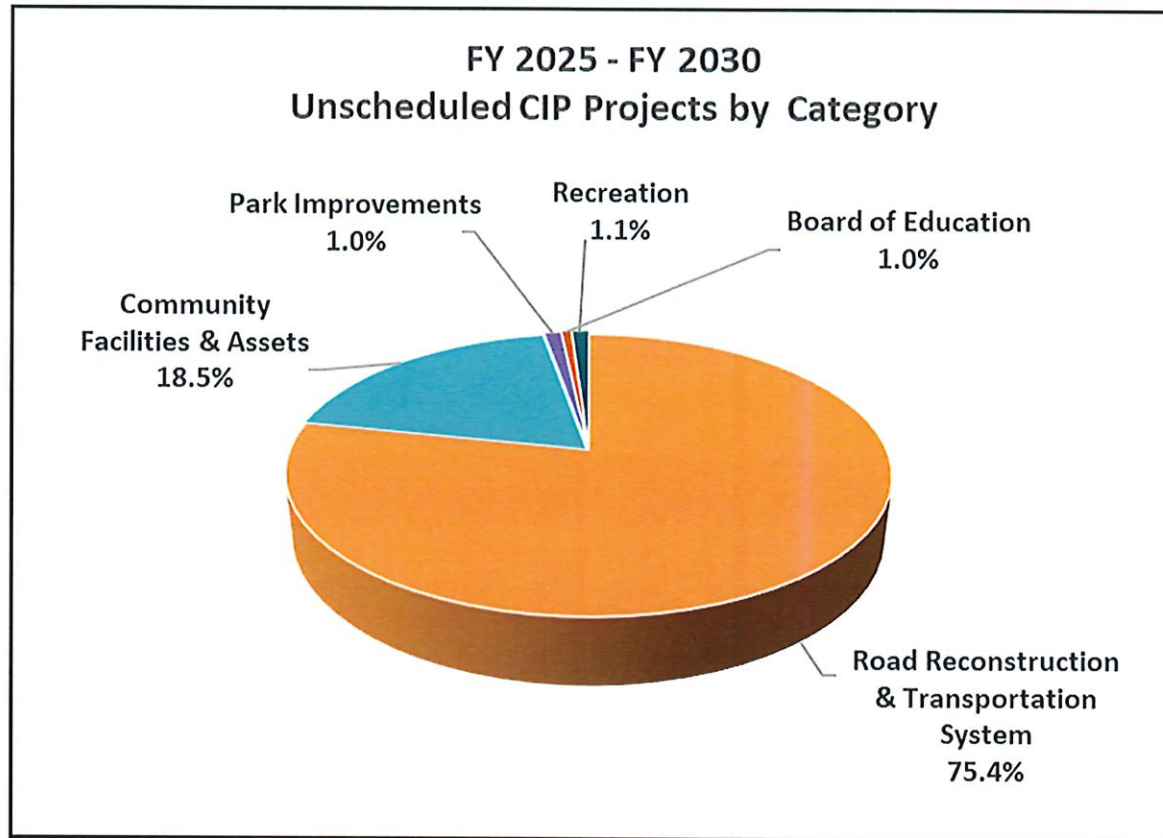
The CIP projects can be broken down into seven categories. Below is a chart depicting how those CIP categories are comparatively represented in this CIP.



Capital Improvement Program

Unscheduled Projects

Thirty-seven projects remain on the unscheduled projects list. These projects have a combined estimated cost of \$112 million and are illustrated in the chart below:



Please note that the total amount does not include \$65.3M for the I-91 ramp improvements, which is projected to be financed through state and federal funds.

Summary of Project Schedule by Fiscal Year

FY 2025 – FY 2030

Capital Improvement Program

		Project Name	Estimated Project Cost	General Fund	New Bonding Authorization	State & Federal Aid	Enterprise Funds	Other Sources	Changes from FY24 Adopted CIP
FY 2025									
1	pa	Pavement Management Program	1,025,000	845,000		180,000			Decreased as part of FY 25 Budget
2	pa	Sidewalk and Curb Replacement Program	150,000	150,000					Decreased as part of FY 25 Budget
3	pa	Pavement Resurfacing at Town Facilities & Schools	285,000		285,000				Changed Source to Bonding
4	sw	River Street - Repair Culvert and Stream Bed (Design)	92,400					92,400	¹
5	c	Fleet and Public Works Equipment Replacement	814,000	814,000					
6	c	Town Hall Roof Replacement Project (Design)	41,000					41,000	¹
7	c	Town Facility Improvements - LP Wilson HVAC Improvements - North Phase 2B (Construction)	965,000		965,000				New sub-phase
8	c	Town Facility Improvements - Chaffee House Improvements	140,000					140,000	² New.
9	c	Town Facility Improvements - Mto Peck HVAC, Electrical, and Energy Improvements (Design)	120,000					120,000	² New. Funding Source Gen. Fund Un. Fund Bal.
10	r	Pigeon Hill Road Rehabilitation (Lamberton to Marshal Phelps Rd, Construction)	916,000		916,000				Added to scope
11	r	Day Hill Road Pedestrian Circulation Enhancements (Day Hill from Marshall Phelps to Helmsford Way, Construction)	263,000					263,000	¹ Moved from FY 24
12	r	Prospect Hill Road Rehabilitation (Day Hill Road to Lang Road)	860,000			860,000			Moved from FY 26, Design in FY 24
13	r	Marshal Phelps Rehabilitation (Bloomfield Avenue to Day Hill Road)	1,200,000			1,200,000			Moved from FY 26, Design in FY 24
14	rec	Pedestrian Bridge Design Assessment	75,000					75,000	¹ New. Funding Source Capital Outlay
15	rec	Athletic Field Improvement - O'Brien Field Turf Replacement (Construction)	981,000		981,000				Cost decreased
16	rec	Replace Tennis/Pickleball Courts at Welch Park (Design/Build)	832,000		832,000				Cost decreased
17	ps	Public Safety Fund - Wilson Firehouse Interior Renovations and Roof Replacement	316,000	316,000					
18	ps	Public Safety Equipment Fund - Replace Engine 6	1,196,000	284,000	612,000			300,000	³ Cost decreased
19	boe	BOE - Windsor High School Fieldhouse Renovation (Design)	66,000					66,000	¹ Moved from FY 24
20	boe	BOE - LPW Roof Replacement Project - (North End - Design)	100,000					100,000	¹
21	boe	BOE - Pogoanock Elementary School Roof Replacement	2,330,000		1,281,500	1,048,500			Split Funding Source
22	boe	BOE - Sage Park Middle School Slab Moisture Control Project	800,000		800,000				Construction New
23	boe	BOE - Oliver Ellsworth School Building Envelope Project	1,873,000		1,873,000				New
24	boe	BOE - Clover Street School Code & Restroom Renovations - Phase 2 (Construction)	1,860,000		1,860,000				New Phase
25	boe	BOE - Windsor High School Roof Replacement Project (Design)	270,000	270,000					
26	boe	BOE - Windsor High School - HVAC Systems Replacement (Design)	350,000					350,000	² Moved from FY 24, Cost increased from \$266k
Subtotal FY 2025			17,920,400	2,679,000	10,405,500	3,288,500	-	1,547,400	
FY 2025 Projects Anticipated to Require Voter Approval									
27	r	Broad Street Road Diet (Construction)	4,500,000		500,000	4,000,000			
Subtotal FY 2025			4,500,000	-	500,000	4,000,000	-	-	
GRAND TOTAL FY 2025			22,420,400	2,679,000	10,905,500	7,288,500	-	1,547,400	
¹ Capital Projects Fund Assigned Fund Balance (Total = \$637,400)									
² General Fund Unassigned (Total = \$610,000)									
³ Public Safety Equipment Fund (Total = \$300,000)									

Capital Improvement Program

Project Name		Estimated Project Cost	General Fund	New Bonding Authorization	State & Federal Aid	Enterprise Funds	Other Sources	Changes from FY24 Adopted CiP
FY 2026								
1	pa	Pavement Management Program	1,055,000	875,000	180,000			Cost decreased
2	pa	Sidewalk and Curb Replacement Program	175,000	175,000				Cost decreased
3	sw	Stormwater Management Improvements	400,000		400,000			Cost increased
4	c	Fleet and Public Works Equipment Replacement	850,000	850,000				
5	c	Tree Replacement Program	40,000				40,000	¹
6	c	Historic Monument and Ancient Cemetery Preservation	130,000	130,000				Moved from FY 24
7	c	Train Station Boiler Replacement	225,000				225,000	²
8	c	Town Facility Improvements - Core Server Replacements	150,000	150,000				
9	c	Town Hall Roof Replacement (Construction)	567,000		567,000			
10	c	Town Facility Improvements - LP Wilson HVAC Improvements - South Phase 3 (Construction)	2,555,000		2,555,000			Moved from FY 25
11	c	Town Facility Improvements - Windsor Library Roof Top Unit Replacements (Design)	30,000	30,000				
12	c	Town Facility Improvements - Wilson Library Roof Top Unit Replacements (Design)	30,000	30,000				
13	c	Veterans Memorial Cemetery Expansion & Enhancements	210,000				210,000	²
14	r	Construct Sidewalks - Arterial Roads (Design)	76,000				76,000	¹
15	r	Day Hill Road Pavement Management (Marshal Phelps Road to Baker Hollow Road, Design & Construction)	2,116,400		2,116,400			Moved from FY 25
16	rec	Athletic Field Master Plan - Sharshon Park Improvements (Construction)	637,000		637,000			New
17	rec	Outdoor Pool Facilities Improvements - Veterans Pool (Design)	350,000				350,000	Moved from FY 25
18	ps	Public Safety Equipment - Poquonock Fire Station - Ladder Truck 2 Replacement	1,981,000	600,000	781,000		600,000	²
19	boe	BOE - Oliver Ellsworth Gym Floor Replacement	289,000		289,000			³
20	boe	BOE - L. P. Wilson - Main Hall Restroom Renovation (Construction)	880,000		880,000			New.
21	boe	BOE - L. P. Wilson Roof Replacement Project - North End (Construction)	2,400,000		2,400,000			Moved from FY 25
22	boe	BOE - Clover Street School Roof Replacement (Construction)	2,422,000		1,332,100	1,089,900		Split Funding Source
Subtotal FY 2026		17,568,400	2,840,000	11,957,500	1,269,900	-	1,501,000	
FY 2026 Projects Anticipated to Require Voter Approval								
23	c	Town Facility Improvements - Milo Peck HVAC, Electrical, and Energy Improvements (Construction)	3,995,000		3,995,000			Moved from FY 25
24	boe	BOE - Windsor High School HVAC Systems Replacement (Construction)	3,555,000		3,555,000			Moved from FY 25
Subtotal FY 2026		7,550,000	-	7,550,000	-	-	-	
GRAND TOTAL FY 2026		25,118,400	2,840,000	19,507,500	1,269,900	-	1,501,000	
¹ Capital Projects Fund Assigned Fund Balance (Total = \$116,000)								
² General Fund Unassigned (Total = \$785,000)								
³ Public Safety Equipment Fund (Total = \$600,000)								

Capital Improvement Program

	Project Name	Estimated Project Cost	General Fund	New Bonding Authorization	State & Federal Aid	Enterprise Funds	Other Sources	Changes from FY24 Adopted CIP
	FY 2027							
1	pa Pavement Management Program	1,085,000	965,000		180,000			
2	pa Sidewalk and Curb Replacement Program	200,000	200,000					
3	pa Pavement Resurfacing at Town Facilities & Schools	299,000		299,000				
4	sw River Street - Repair Culvert and Stream Bed (Construction)	673,000		673,000				
5	sw Millbrook Enhancement Project - Stream Stabilization (Construction)	562,000		562,000				New, Changed Funding Source from GF to Bonding
6	sw Pheasant Run Drainage Improvements (Design & Construction)	196,000		196,000				New, Changed Funding Source from GF to Bonding
7	c Fleet and Public Works Equipment Replacement	850,000	850,000					
8	c Town Facility Improvements - Windsor Library Roof Top Unit Replacements (Construction)	466,000		466,000				
9	c Town Facility Improvements - Wilson Library Roof Top Unit Replacements (Construction)	240,000	240,000					
10	c Poquonock Firehouse HVAC Replacement - Design	48,000					48,000	
11	c Town Facilities Improvements - LP Wilson HVAC Improvements - South Phase 4 (Construction)	2,370,000		2,370,000				Moved from FY 26
12	r Day Hill Road Ped. Circulation Enhancements (Old Day Hill Road, Design)	26,000					26,000	
13	r Day Hill Road Ped. Circulation Enhancements (Marshall Phelps from Day Hill to Orange Way, Construction)	282,500					282,500	Moved from FY 25
14	r Street Reconstruction - Basswood Road (Design)	214,000		214,000				Additional Design
15	r River Street Road Rehabilitation - Design (Kennedy Rd - Old River St)	106,000	106,000					
16	r Palisado Avenue Corridor Improvements and Wall Repairs (Construction)	897,000		897,000				
17	r Riverfront Trail Project - Phase 1 Construction (East Barber Street to Loomis Property)	1,242,000			993,600		248,400	Split Funding Source
18	rec Replace Tennis/Pickleball Courts at Sage Park Middle School (Design/Build)	1,168,000		1,168,000				Cost decreased
19	rec Athletic Field Master Plan - Welch Field Improvements	341,000		300,000			41,000	
20	ps Public Safety Equipment Fund	287,000	287,000					
21	ps Public Safety Fund - Hayden Station Utility/Mobile Cascade Vehicle Replacement	313,000	313,000					Cost increased
22	ps Additional Fire Hydrants	275,000		275,000				Cost increased, Changed Funding Source from GF to Bonding
23	boe BOE - Poquonock School Ventilation Upgrade	144,000	144,000					New.
24	boe BOE - School Window Replacement (Design)	102,000	102,000					
25	boe BOE - LP Wilson Window Replacement (Design)	60,000					60,000	
	Subtotal FY 2027	12,446,500	3,147,000	7,420,000	1,173,600	-	705,900	
	FY 2027 Projects Anticipated to Require Voter Approval							
26	boe BOE - Windsor High School Roof Replacement Project (Construction)	9,902,000	-	5,446,100	4,455,900	-	-	
	Subtotal FY 2027	9,902,000	-	5,446,100	4,455,900	-	-	
	GRAND TOTAL FY 2027	22,348,500	3,147,000	12,866,100	5,629,500	-	705,900	
	¹ Capital Projects Fund Assigned Fund Balance (Total = \$175,000)							
	² General Fund Unassigned (Total = \$530,900)							
	³ Public Safety Equipment Fund (Total = \$0)							

Capital Improvement Program

Project Name		Estimated Project Cost	General Fund	New Bonding Authorization	State & Federal Aid	Enterprise Funds	Other Sources	Changes from FY24 Adopted CIP
FY 2028								
1	pa	Pavement Management Program	1,180,000	1,000,000	180,000			Cost increase
2	pa	Sidewalk and Curb Replacement Program	245,000	245,000				
3	sw	Stormwater Management Improvements	400,000		400,000			
4	c	Fleet and Public Works Equipment Replacement	850,000	850,000				
5	c	Tree Replacement Program	45,000				45,000	¹
6	c	Painting Town Facilities - Interiors and Exteriors	380,000				380,000	²
7	c	Poquonock Firehouse HVAC Replacement	740,000	240,000			500,000	³
8	c	HVAC Roof Top Replacement at Addison Road DPW	335,000		335,000			Changed funding source from Capital to Bonding
9	c	HVAC Roof Top Replacement at 330 Windsor Ave	255,000	255,000				
10	c	Emergency Power Generators Replacement	509,000		509,000			
11	r	Day Hill Road Reconstruction (Blue Hills Avenue to Great Pond Drive, Design & Construction)	2,101,000		2,101,000			New
12	r	Street Reconstruction - Basswood Road (Construction)	2,143,000		2,143,000			Moved from FY 27
13	r	Kennedy Road Rehabilitation (River Street to I-91)	2,082,000		2,082,000			New
14	r	River Street Roadway Rehabilitation (Poquonock Ave to Old River St, Construction)	649,000		649,000			Moved from FY 25
15	r	River Street Road Rehabilitation (Kennedy Rd - Old River St)	1,112,000		1,112,000			
16	r	Riverfront Trail Project - Phase 2 Design (Loomis Property to Town Center)	226,000	226,000				Phased into two projects. Construction in FY 30.
17	ps	Public Safety Equipment Fund	360,000	360,000				
18	boe	BOE - Windsor High School Fieldhouse Renovation (Design)	300,000				300,000	²
19	boe	BOE - School Window Replacement (Construction)	1,073,000		1,073,000			Construction in FY 29
20	boe	BOE - School Emergency Generators (Design)	310,000				310,000	¹
Subtotal FY 2028		15,295,000	3,176,000	10,404,000	180,000	-	1,535,000	
FY 2028 Projects Anticipated to Require Voter Approval								
21	c	Town Facility Improvements - Veteran's Pool Improvements	3,750,000	-	3,750,000	-	-	
Subtotal FY 2028		3,750,000	-	3,750,000	-	-	-	
GRAND TOTAL FY 2028		19,045,000	3,176,000	14,154,000	180,000	-	1,535,000	
¹ Capital Projects Fund Assigned Fund Balance (Total = \$355,000)								
² General Fund Unassigned (Total = \$680,000)								
³ Public Safety Equipment Fund (Total = \$500,000)								

Capital Improvement Program

Project Name		Estimated Project Cost	General Fund	New Bonding Authorization	State & Federal Aid	Enterprise Funds	Other Sources	Changes from FY24 Adopted CIP
<u>FY 2029</u>								
1	pa	Pavement Management Program	1,200,000	1,020,000	180,000			
2	pa	Sidewalk and Curb Replacement Program	250,000	250,000				
3	pa	Sidewalk Installation - Poquonock Avenue (Marshall St. to Tiffany Dr., Design & Construction)	394,000		394,000			Cost increased by \$127,000
4	pa	Pavement Resurfacing at Town Facilities & Schools	317,000	317,000				New.
5	c	Fleet and Public Works Equipment Replacement	875,000	875,000				
6	c	Historic Monument and Ancient Cemetery Preservation	150,000				150,000	¹ New
7	c	Mill Brook Clubhouse Improvements	1,585,000	1,585,000				
8	r	Route 305 Corridor Improvements (Design)	645,000	645,000				
9	r	Day Hill Road Pavement Management (Addison Road to Northfield Drive, Design & Construction)	1,685,000	1,685,000				New
10	rec	Washington Park Improvements (Design)	100,000	100,000				New
11	ps	Public Safety Equipment Fund	600,000	600,000				
12	boe	BOE - Poquonock Abandoned Boiler Demolition	383,000	383,000				New.
13	boe	BOE - Poquonock Boiler Replacement	1,525,000	1,525,000				
14	boe	BOE - Oliver Ellsworth School - Code Compliance Upgrades	357,000	357,000				
Subtotal FY 2029		10,066,000	2,845,000	6,891,000	180,000	-	150,000	
<u>FY 2029 Projects Anticipated to Require Voter Approval</u>								
15	boe	BOE - Windsor High School Fieldhouse Renovation (Construction)	10,000,000	10,000,000				
Subtotal FY 2029		10,000,000	-	10,000,000	-	-	-	
GRAND TOTAL FY 2029		20,066,000	2,845,000	16,891,000	180,000	-	150,000	
¹ Capital Projects Fund Assigned Fund Balance (Total = \$150,000)								
² General Fund Unassigned (Total = \$0)								
³ Public Safety Equipment Fund (Total = \$0)								

Capital Improvement Program

Project Name		Estimated Project Cost	General Fund	New Bonding Authorization	State & Federal Aid	Enterprise Funds	Other Sources	Changes from FY24 Adopted CIP
FY 2030								
1	pa Pavement Management Program	1,240,000	1,060,000		180,000			
2	pa Sidewalk and Curb Replacement Program	250,000	250,000					
3	sw Stormwater Management Improvements	450,000		450,000				
4	c Fleet and Public Works Equipment Replacement	875,000	875,000					
5	r Intersection Improvements - Capen Street & Sage Park Road (Design)	150,000	150,000					Construction in unscheduled
6	r Pleasant Street Boat Launch Reconstruction	710,000		710,000				Moved from Unscheduled
7	r Riverfront Trail Project - Phase 2 Construction (Loomis Property to Town Center)	3,052,000			3,052,000			Phased into two projects. Design in FY 28.
8	r Rainbow Neighborhood - Road Reconstruction (Design)	550,000		550,000				Moved from FY 28
9	r Day Hill Road Ped. Circulation Enhancements (Old Day Hill Road, Construction)	378,500		378,500				Moved from FY 27
10	rec Washington Park Improvements (Construction)	500,000		500,000				New.
11	rec Athletic Field Improvements - Northwest Park	360,500		360,500				Moved from Unscheduled
12	ps Public Safety Equipment Fund	600,000	600,000					
13	ps Additional Fire Hydrants	284,500					284,500	¹ Cost Increase
Subtotal FY 2030		9,400,500	2,935,000	2,949,000	3,232,000	-	284,500	
FY 2030 Projects Anticipated to Require Voter Approval								
14	boe BOE - Poquonock School Ventilation Upgrade (Construction)	3,670,000		3,670,000				New
Subtotal FY 2030		3,670,000	-	3,670,000	-	-	-	
GRAND TOTAL FY 2030		13,070,500	2,935,000	6,619,000	3,232,000	-	284,500	
¹ Capital Projects Fund Assigned Fund Balance (Total = \$284,500)								
² General Fund Unassigned (Total = \$0)								
³ Public Safety Equipment Fund (Total = \$0)								
Total CIP Program FY 25 - FY 30		122,068,800	17,622,000	80,943,100	17,779,900	-	5,723,800	

List of Unscheduled Projects FY25 - FY30 CIP

	<u>Estimated Cost*</u>	
Road Reconstruction/Transportation System Projects		
Audible Pedestrian Crosswalk Signals	43,400	
Day Hill Road Capacity Improvements - Right Turn Lanes (Design)	101,000	
Day Hill Road Capacity - Right Turn Lanes (Construction)	321,400	Design FY28
Traffic Signal at Windsor Avenue and Corey Street	613,600	
Intersection Improvements - Capen Street at Sage Park Road (Design)	723,320	
Archer Road Safety Improvements	794,500	
Hayden Station Road Rehabilitation (Kennedy Road to Archer Road)	1,191,000	New
East Granby Road Relocation	2,103,000	
International Drive (West End) Rehabilitation (Seymour Road to Rainbow Road)	2,442,000	New
Pond Road/Indian Hill Road - Street Reconstruction	2,564,490	
Plymouth Street Culvert	3,411,000	New
Pedestrian Bridge Over Railroad Tracks - Windsor Center	3,575,000	
Day Hill Road/Blue Hills Ave. Extension Roundabout Construction	4,626,000	Grants
Rainbow Road - Street Reconstruction	4,860,443	
Construct Sidewalks Along Arterial Roads	4,940,000	Design FY28
Construct Sidewalks Along Collector Roads	5,201,000	Design FY25
Day Hill Road Capacity Improvements - Lane Widening from Addison Rd to I-91 (Const.)	5,223,529	
Route 305 Corridor Improvements	9,139,000	
Construct Sidewalks Within 1 Mile of Schools	32,588,680	
Subtotal	84,462,362	
Community Facilities and Assets		
Town Facility Improvements - Luddy House Fire Protection Installation	102,000	
Silver Birch Pond Improvements	169,000	
Wilson Branch Library Roof Replacement	260,000	
Milo Peck Roof Replacement	300,000	
Windsor Library Roof Replacement	330,000	
Pleasant Street Boat Launch Reconstruction	537,000	
Milo Peck Discovery Center Restroom Renovation	539,000	
Streetlight Replacement, Energy, and Maint. Cost Reduction Program	3,308,000	
Town Center Parking Garage	15,123,000	State/Federal Funds
Subtotal	20,668,000	


	<u>Estimated Cost*</u>	
Pavement Management		
Ongoing	-	
Subtotal	-	
Public Safety		
Utility Vehicles	377,000	New
Rainbow Firehouse - Engine Tanker Replacement	980,000	
Additional Fire Hydrants	1,337,000	
Poquonock Fire Station - Rescue Pumper 8 Replacement	1,073,000	
Public Safety Complex - Engine 1 Replacement	1,196,000	
Subtotal	4,963,000	
Park Improvements		
Skate Park Improvements	262,300	
Northwest Park Activity Pavilion	318,500	
Athletic Field Improvements - Fitch Park	580,000	
Subtotal	1,160,800	
Stormwater Management Improvements		
None	-	
Subtotal	-	
I-91 Ramp Improvements		
Ramp Modification at I-91 & Route 75/Day Hill Road	65,268,000	
Subtotal	65,268,000	
Board of Education		
Sage Park Middle School Parking Lot Improvements	695,500	State/Fed Funds
Subtotal	695,500	

* Estimate in current dollars; includes 20% contingency and 1.5% bonding costs


Project Details

Fiscal Year 2025


PROJECT DETAIL

Project Title: Pavement Management Program									
Department: Engineering									
Description and Purpose:									
<p>The Pavement Management Program is a component of the asset management effort for town-owned roadways involving street paving, cold in-place asphalt recycling, thin overlays, microsurfacing, and pavement preventative maintenance (such as crack sealing). The main sources of funding for this work are: the state Local Capital Improvement Program (LoCIP) grant and the General Fund.</p>									
<p>The funding levels listed below assumes a state LoCIP grant amount of \$180,000 in each fiscal year. The level of funding shown below would provide for these major street repair improvements to be performed on streets on a 25-year schedule.</p>									
RECOMMENDED FINANCING									
	Source of Funds	Estimated Cost in Current Dollars	Estimated Expenditures by Fiscal Year						
			FY 2025	FY 2026	FY 2027	FY 2028	FY 2029	FY 2030	Six Year Total
A. Planning and Engineering		-	-	-	-	-	-	-	-
B. Land and Right of Way		-	-	-	-	-	-	-	-
C. Construction	1,5	5,901,000	1,025,000	1,055,000	1,085,000	1,180,000	1,200,000	1,240,000	6,785,000
D. Equipment		-	-	-	-	-	-	-	-
E. Administration		-	-	-	-	-	-	-	-
F. Other Costs		-	-	-	-	-	-	-	-
G. Bonding		-	-	-	-	-	-	-	-
H. Contingency		-	-	-	-	-	-	-	-
TOTAL		5,901,000	1,025,000	1,055,000	1,085,000	1,180,000	1,200,000	1,240,000	6,785,000
I. Annual Maintenance & Repair									
(1) General Fund		(3) Private Funding		(5) State/Federal Aid					
(2) Municipal Bonds		(4) Enterprise Funds		(6) Other Funding					


PROJECT DETAIL

Project Title: Sidewalk & Curb Replacement									
Department: Engineering									
Description and Purpose:									
<p>This recurring CIP project includes the repair of small sections of sidewalk and curbing and the replacement of curb ramps. Funding is used for repairs of small sections and does not include the replacement of large segments of sidewalks encompassing entire blocks of streets nor the installation of new sidewalks. It is anticipated that this work will continue on an annual basis. The town's existing sidewalk network (462,000 linear feet) was valued at \$19.8 million in 2019. With an average re-investment of \$196,000 per year (as shown below) approximately 6,000 linear feet, which is about 1.3% of the total linear feet in the town's network, will be completed each year.</p>									
RECOMMENDED FINANCING									
	Source of Funds	Estimated Cost in Current Dollars	Estimated Expenditures by Fiscal Year						
			FY 2025	FY 2026	FY 2027	FY 2028	FY 2029	FY 2030	Six Year Total
A. Planning and Engineering		-	-	-	-	-	-	-	-
B. Land and Right of Way		-	-	-	-	-	-	-	-
C. Construction	1	1,096,000	150,000	175,000	200,000	245,000	250,000	250,000	1,270,000
D. Equipment		-	-	-	-	-	-	-	-
E. Administration		-	-	-	-	-	-	-	-
F. Other Costs		-	-	-	-	-	-	-	-
G. Bonding		-	-	-	-	-	-	-	-
H. Contingency		-	-	-	-	-	-	-	-
TOTAL		1,096,000	150,000	175,000	200,000	245,000	250,000	250,000	1,270,000
I. Annual Maintenance & Repair									
(1) General Fund		(3) Private Funding	(5) State/Federal Aid						
(2) Municipal Bonds		(4) Enterprise Funds	(6) Other Funding						


PROJECT DETAIL

Project Title: Pavement Resurfacing at Town Facilities and Schools									
Department: Engineering									
Description and Purpose:									
<p>The paved driveways and parking areas at several town facilities and schools are in fair to poor condition. As such, actions need to be taken to improve these pavement areas. These facilities and schools receive many visitors and students every day, including senior citizens. As these pavements deteriorate, they become hazardous and potential liabilities to the town. The driveways and parking areas need to be resurfaced (paved), reclaimed or reconstructed, depending on their condition. Further, drainage improvements need to be undertaken at some sites to deal with standing water and icing.</p>									
RECOMMENDED FINANCING									
	Source of Funds	Estimated Cost in Current Dollars	Estimated Expenditures by Fiscal Year						
			FY 2025	FY 2026	FY 2027	FY 2028	FY 2029	FY 2030	Six Year Total
A. Planning and Engineering		-	-	-	-	-	-	-	-
B. Land and Right of Way		-	-	-	-	-	-	-	-
C. Construction	2	656,000	233,000	-	245,000	-	260,000	-	738,000
D. Equipment		-	-	-	-	-	-	-	-
E. Administration		-	-	-	-	-	-	-	-
F. Other Costs		-	-	-	-	-	-	-	-
G. Bonding	2	15,000	5,000	-	5,000	-	5,000	-	15,000
H. Contingency	2	132,000	47,000	-	49,000	-	52,000	-	148,000
TOTAL		803,000	285,000	-	299,000	-	317,000	-	901,000
I. Annual Maintenance & Repair									
(1) General Fund		(3) Private Funding	(5) State/Federal Aid						
(2) Municipal Bonds		(4) Enterprise Funds	(6) Other Funding						


PROJECT DETAIL

Project Title: River Street - Repair Culvert and Stream Bed									
Department: Public Works / Engineering									
Description and Purpose: <p>The culvert carrying a stream under River Street near Strawberry Hill is a large 72 inch asphalt-coated corrugated metal pipe which was installed in the 1970's. It is showing signs of corrosion. Additionally, the pipe is over 50% blocked at the outlet of the culvert. The downstream drainage area has filled with sand/silt over the years, such that the stream is not evident. It is proposed to clear the pipe, line it with polyethylene, and dredge the downstream area to Old River Street.</p>									
RECOMMENDED FINANCING									
	Source of Funds	Estimated Cost in Current Dollars	Estimated Expenditures by Fiscal Year						
			FY 2025	FY 2026	FY 2027	FY 2028	FY 2029	FY 2030	Six Year Total
A. Planning and Engineering	6	47,000	49,000	-	-	-	-	-	49,000
B. Land and Right of Way	6	26,000	27,400	-	-	-	-	-	27,400
C. Construction	2	453,000	-	-	510,100	-	-	-	510,100
D. Equipment		-	-	-	-	-	-	-	-
E. Administration		-	-	-	-	-	-	-	-
F. Other Costs	2	37,000	-	-	41,900	-	-	-	41,900
G. Bonding	2	10,000	-		10,000	-	-	-	10,000
H. Contingency	2,6	113,000	16,000	-	111,000	-	-	-	127,000
TOTAL		686,000	92,400	-	673,000	-	-	-	765,400
I. Annual Maintenance & Repair									
(1) General Fund		(3) Private Funding	(5) State/Federal Aid						
(2) Municipal Bonds		(4) Enterprise Funds	(6) Other Funding						


PROJECT DETAIL

Project Title: Fleet and Public Works Equipment Replacement									
Department: Public Works									
Description and Purpose:									
<p>The purpose of this request is to replace town fleet vehicles and large Public Works equipment that have outlived their useful lives. Such Public Works vehicles typically have a useful life of 12-15 years. A vehicle and equipment replacement schedule has been developed. This includes dump trucks/snow plows and payloaders. The large vehicles and equipment planned for replacement are/will be from 17 to 30 years old when replaced. In addition, smaller vehicles to meet the needs of other departments will also be acquired to replace older cars and other vehicles.</p>									
RECOMMENDED FINANCING									
	Source of Funds	Estimated Cost in Current Dollars	Estimated Expenditures by Fiscal Year						
			FY 2025	FY 2026	FY 2027	FY 2028	FY 2029	FY 2030	Six Year Total
A. Planning and Engineering		-	-	-	-	-	-	-	-
B. Land and Right of Way		-	-	-	-	-	-	-	-
C. Construction		-	-	-	-	-	-	-	-
D. Equipment	1	4,462,000	814,000	850,000	850,000	850,000	875,000	875,000	5,114,000
E. Administration		-	-	-	-	-	-	-	-
F. Other Costs		-	-	-	-	-	-	-	-
G. Bonding		-	-	-	-	-	-	-	-
H. Contingency		-	-	-	-	-	-	-	-
TOTAL		4,462,000	814,000	850,000	850,000	850,000	875,000	875,000	5,114,000
I. Annual Maintenance & Repair									
(1) General Fund		(3) Private Funding	(5) State/Federal Aid						
(2) Municipal Bonds		(4) Enterprise Funds	(6) Other Funding						


PROJECT DETAIL

Project Title: Town Hall Roof Replacement Project									
Department: DPW									
Description and Purpose: The existing Town Hall roof was installed in 2001 and has a 20 year warranty. The roof type is currently built-up bituminous type. The granules on the granulated top cap sheets are washing off, causing the system to lose its UV protection. This is causing UV degradation allowing alligatoring, blistering, and crazing to develop. The existing roof will be completely removed and replaced with built-up bituminous roofing with a 25-year warranty.									
RECOMMENDED FINANCING									
	Source of Funds	Estimated Cost in Current Dollars	Estimated Expenditures by Fiscal Year						
			FY 2025	FY 2026	FY 2027	FY 2028	FY 2029	FY 2030	Six Year Total
A. Planning and Engineering	6	-	34,000	-	-	-	-	-	34,000
B. Land and Right of Way		-	-	-	-	-	-	-	-
C. Construction	2	416,000	-	468,000	-	-	-	-	468,000
D. Equipment		-	-	-	-	-	-	-	-
E. Administration		-	-	-	-	-	-	-	-
F. Other Costs		-	-	-	-	-	-	-	-
G. Bonding		5,000	-	5,000	-	-	-	-	5,000
H. Contingency	2, 6	84,000	7,000	94,000	-	-	-	-	101,000
TOTAL	8	505,000	41,000	567,000	-	-	-	-	608,000
F. Annual Maintenance & Repair									
(1) General Fund		(3) Private Funding			(5) State/Federal Aid				
(2) Municipal Bonds		(4) Enterprise Funds			(6) Other Funding				


PROJECT DETAIL

Project Title: LP Wilson HVAC Energy Efficiency Improvements and Replacement Project									
Department: Town of Windsor									
Description and Purpose: The majority of HVAC equipment is original to the building circa 1957. Existing air handlers are heating only and they do not provide per codes adequate ventilation on town and BOE sides of building. Phase two includes installation of Variable Refrigerant Flow electric heat pumps, replacement of fin tube radiation, roof exhaust fans, all HVAC equipment on north side of building to be controlled by DDC Controls. The flooring in center core will be abated and replaced. Due to this projects scope size and complexities, it will be completed in four phases. Design completed in FY22. Phase I- FY23 North side Phase II- FY24 North side Phase III- FY25 South side Phase IV- FY26 South side									
RECOMMENDED FINANCING									
	Source of Funds	Estimated Cost in Current Dollars	Estimated Expenditures by Fiscal Year						
			FY 2025	FY 2026	FY 2027	FY 2028	FY 2029	FY 2030	Six Year Total
A. Planning and Engineering	2	59,000	20,000	24,000	20,000	-	-	-	64,000
B. Land and Right of Way		-	-	-	-	-	-	-	-
C. Construction	2	4,384,000	775,000	2,080,000	1,930,000	-	-	-	4,785,000
D. Equipment		-	-	-	-	-	-	-	-
E. Administration		-	-	-	-	-	-	-	-
F. Other Costs		-	-	-	-	-	-	-	-
G. Bonding	2	65,000	10,000	30,000	30,000	-	-	-	70,000
H. Contingency	2	889,000	160,000	421,000	390,000	-	-	-	971,000
TOTAL		5,397,000	965,000	2,555,000	2,370,000	-	-	-	5,890,000
F. Annual Maintenance & Repair									
(1) General Fund		(3) Private Funding			(5) State/Federal Aid				
(2) Municipal Bonds		(4) Enterprise Funds			(6) Other Funding				


PROJECT DETAIL

Project Title: Town Facility Improvement - Chaffee House Improvements									
Department: Facilities									
Description and Purpose:									
<p>The historic Chaffee House was built in 1767. It is currently leased to the Windsor Historical Society. The town is responsible for maintenance of the exterior of the building. This project will encompass the painting, repair and/or replacement of window trim/soffits/rakeboard, installation of a handicap accessible ramp, and masonry work on the front steps and foundation.</p>									
RECOMMENDED FINANCING									
	Source of Funds	Estimated Cost in Current Dollars	Estimated Expenditures by Fiscal Year						
			FY 2025	FY 2026	FY 2027	FY 2028	FY 2029	FY 2030	Six Year Total
A. Planning and Engineering		-	-	-	-	-	-	-	-
B. Land and Right of Way		-	-	-	-	-	-	-	-
C. Construction	6	122,000	127,000	-	-	-	-	-	127,000
D. Equipment		-	-	-	-	-	-	-	-
E. Administration		-	-	-	-	-	-	-	-
F. Other Costs		-	-	-	-	-	-	-	-
G. Bonding		-	-	-	-	-	-	-	-
H. Contingency	6	13,000	13,000	-	-	-	-	-	13,000
TOTAL		135,000	140,000	-	-	-	-	-	140,000
I. Annual Maintenance & Repair									
(1) General Fund		(3) Private Funding		(5) State/Federal Aid					
(2) Municipal Bonds		(4) Enterprise Funds		(6) Other Funding					


PROJECT DETAIL

Project Title: Town Facility Improvement - Milo Peck HVAC, Electrical, and Energy Improvements									
Department: Facilities									
Description and Purpose:									
<p>Funds are requested for HVAC energy improvements. Major components of the existing heating steam system are original to 1935. The steam boiler was replaced in 1985. One half of the building utilizes steam radiators and through a heat exchanger, the other half is hot water heat. Window air conditioning units are located in every class room and office. This project entails installation of energy efficient heating and cooling systems, high efficiency low condensing boilers, circulating pumps, new heating cooling unit ventilators, unit heaters, variable refrigerant cooling, DDC Controls, and a high efficiency tankless domestic hot water heater. Design will be completed in FY 25 with construction occurring in FY 26.</p>									
RECOMMENDED FINANCING									
	Source of Funds	Estimated Cost in Current Dollars	Estimated Expenditures by Fiscal Year						
			FY 2025	FY 2026	FY 2027	FY 2028	FY 2029	FY 2030	Six Year Total
A. Planning and Engineering	6	96,000	100,000	-	-	-	-	-	100,000
B. Land and Right of Way		-	-	-	-	-	-	-	-
C. Construction	2	3,147,000	-	3,404,000	-	-	-	-	3,404,000
D. Equipment		-	-	-	-	-	-	-	-
E. Administration		-	-	-	-	-	-	-	-
F. Other Costs		-	-	-	-	-	-	-	-
G. Bonding	2	75,000	-	80,000	-	-	-	-	80,000
H. Contingency	2, 6	492,000	20,000	511,000	-	-	-	-	531,000
TOTAL		3,810,000	120,000	3,995,000	-	-	-	-	4,115,000
I. Annual Maintenance & Repair									
(1) General Fund		(3) Private Funding	(5) State/Federal Aid						
(2) Municipal Bonds		(4) Enterprise Funds	(6) Other Funding						


PROJECT DETAIL

Project Title: Pigeon Hill Road Rehabilitation (Lamberton Rd to Marshall Phelps Rd)									
Department: Engineering									
Description and Purpose:									
<p>Pigeon Hill Road from the vicinity of Lamberton Road to its intersection with Marshall Phelps Road warrants roadway reconstruction. The total roadway reconstruction of this section of Pigeon Hill Road has been in the CIP for several years and is currently estimated at over \$2 million. This project proposes a reduced scope roadway rehabilitation project to address the immediate concerns related to pavement deficiencies before more substantial funding becomes available. The reduced scope includes the milling and overlay of 2" of pavement, with drainage improvements and new curbing where suitable.</p>									
RECOMMENDED FINANCING									
	Source of Funds	Estimated Cost in Current Dollars	Estimated Expenditures by Fiscal Year						
			FY 2025	FY 2026	FY 2027	FY 2028	FY 2029	FY 2030	Six Year Total
A. Planning and Engineering		-	-	-	-	-	-	-	-
B. Land and Right of Way		-	-	-	-	-	-	-	-
C. Construction	2	722,000	751,000	-	-	-	-	-	751,000
D. Equipment		-	-	-	-	-	-	-	-
E. Administration		-	-	-	-	-	-	-	-
F. Other Costs		-	-	-	-	-	-	-	-
G. Bonding	2	15,000	15,000	-	-	-	-	-	15,000
H. Contingency	2	144,000	150,000	-	-	-	-	-	150,000
TOTAL		881,000	916,000	-	-	-	-	-	916,000
I. Annual Maintenance & Repair									
(1) General Fund		(3) Private Funding	(5) State/Federal Aid						
(2) Municipal Bonds		(4) Enterprise Funds	(6) Other Funding						

PROJECT DETAIL

Project Title: Day Hill Road Pedestrian Circulation Enhancements (Day Hill from Marshall Phelps to Helmsford Way)									
Department: Engineering / Planning									
Description and Purpose:									
<p>This project provides joggers, walkers and bikers with a safe pedestrian travel route and safe places to wait for public transportation. This system will especially be needed as traffic increases at this busy arterial road. The sidewalk system will make the main office/industrial/corporate area more attractive for high quality economic development and will be a great amenity for nearby neighborhoods.</p> <p>The plan provides for a 10-foot wide multi-use path along Day Hill Road with 5-foot concrete sidewalks along adjacent intersecting roadways. This phase includes a 10-foot wide multi-use path on Day Hill Road from Marshall Phelps Rd to Helmsford Way.</p>									
RECOMMENDED FINANCING									
	Source of Funds	Estimated Cost in Current Dollars	Estimated Expenditures by Fiscal Year						
			FY 2025	FY 2026	FY 2027	FY 2028	FY 2029	FY 2030	Six Year Total
A. Planning and Engineering		-	-	-	-	-	-	-	-
B. Land and Right of Way		-	-	-	-	-	-	-	-
C. Construction	6	211,000	219,000	-	-	-	-	-	219,000
D. Equipment		-	-	-	-	-	-	-	-
E. Administration		-	-	-	-	-	-	-	-
F. Other Costs		-	-	-	-	-	-	-	-
G. Bonding		-	-	-	-	-	-	-	-
H. Contingency	6	43,000	44,000	-	-	-	-	-	44,000
TOTAL		254,000	263,000						263,000
I. Annual Maintenance & Repair									
(1) General Fund		(3) Private Funding	(5) State/Federal Aid						
(2) Municipal Bonds		(4) Enterprise Funds	(6) Other Funding						

PROJECT DETAIL

Project Title: Prospect Hill Road Rehabilitation									
Department: Engineering									
Description and Purpose:									
<p>Prospect Hill Road is a collector road with many defects. The road is important as it provides access to Route 75 (Poquonock Avenue), Day Hill Road, Northwest Park, and the Windsor/Bloomfield landfill. The proposed project includes approximately 5,200 feet from the roundabout at Lang Road extending south to the intersection with Day Hill Road. The proposed project consists of the mill and overlay of 2" of pavement along with the replacement of bituminous curbing and replacement of catch basin tops. The proposed rehabilitation includes the restriping of the roadway to reduce travel lanes to 11 feet to decrease motorist speed and provide more shoulder width for bicyclists and pedestrians.</p>									
<p>The Town has received grant funding for the construction of this project through LOTCIP.</p>									
RECOMMENDED FINANCING									
	Source of Funds	Estimated Cost in Current Dollars	Estimated Expenditures by Fiscal Year						
			FY 2025	FY 2026	FY 2027	FY 2028	FY 2029	FY 2030	Six Year Total
A. Planning and Engineering		-	-	-	-	-	-	-	-
B. Land and Right of Way		-	-	-	-	-	-	-	-
C. Construction	5	620,000	645,000	-	-	-	-	-	645,000
D. Equipment		-	-	-	-	-	-	-	-
E. Administration		-	-	-	-	-	-	-	-
F. Other Costs	5	68,000	71,000	-	-	-	-	-	71,000
G. Bonding		-	-	-	-	-	-	-	-
H. Contingency	5	138,000	144,000	-	-	-	-	-	144,000
TOTAL		826,000	860,000	-	-	-	-	-	860,000
I. Annual Maintenance & Repair									
(1) General Fund		(3) Private Funding	(5) State/Federal Aid						
(2) Municipal Bonds		(4) Enterprise Funds	(6) Other Funding						

PROJECT DETAIL


Project Title:	Marshall Phelps Road Reconstruction
Department:	Engineering
Description and Purpose:	<p>Marshall Phelps Road is a collector road with many defects. The road is important as it provides access to Route 305 (Bloomfield Avenue), Route 75 (Poquonock Avenue), and the Town of Bloomfield. The proposed project includes approximately 5,900 feet from the roundabout at Lang Road extending south to the intersection with Day Hill Road. The proposed project consists of the mill and overlay of 2" of pavement along with the replacement of bituminous curbing and replacement of catch basin tops. The proposed rehabilitation also includes restriping of the roadway to accommodate 5-foot wide designated bike lanes with 3-foot painted buffer on both sides of the roadway.</p> <p>The Town has received grant funding for the construction of this project through LOTCIP.</p>




RECOMMENDED FINANCING

	Source of Funds	Estimated Cost in Current Dollars	Estimated Expenditures by Fiscal Year						
			FY 2025	FY 2026	FY 2027	FY 2028	FY 2029	FY 2030	Six Year Total
A. Planning and Engineering		-	-	-	-	-	-	-	-
B. Land and Right of Way		-	-	-	-	-	-	-	-
C. Construction	5	862,000	896,000	-	-	-	-	-	896,000
D. Equipment		-	-	-	-	-	-	-	-
E. Administration		-	-	-	-	-	-	-	-
F. Other Costs	5	100,000	104,000	-	-	-	-	-	104,000
G. Bonding		-	-	-	-	-	-	-	-
H. Contingency	5	193,000	200,000	-	-	-	-	-	200,000
TOTAL		1,155,000	1,200,000	-	-	-	-	-	1,200,000
I. Annual Maintenance & Repair									
(1) General Fund	(3) Private Funding		(5) State/Federal Aid						
(2) Municipal Bonds	(4) Enterprise Funds		(6) Other Funding						


PROJECT DETAIL

Project Title: Pedestrian Bridge Inspections									
Department: Recreation and Leisure Services / Engineering									
Description and Purpose: <p>Many bridges in Town are deteriorating and are in desperate need of repair. This project includes procuring a structural engineering firm to assess the condition of bridges in Town and make recommendations for necessary repairs and replacement.</p>									
RECOMMENDED FINANCING									
	Source of Funds	Estimated Cost in Current Dollars	Estimated Expenditures by Fiscal Year						
			FY 2025	FY 2026	FY 2027	FY 2028	FY 2029	FY 2030	Six Year Total
A. Planning and Engineering	6	61,000	63,000	-	-	-	-	-	63,000
B. Land and Right of Way		-	-	-	-	-	-	-	-
C. Construction		-	-	-	-	-	-	-	-
D. Equipment		-	-	-	-	-	-	-	-
E. Administration		-	-	-	-	-	-	-	-
F. Other Costs		-	-	-	-	-	-	-	-
G. Bonding		-	-	-	-	-	-	-	-
H. Contingency	6	12,000	12,000	-	-	-	-	-	12,000
TOTAL		73,000	75,000	-	-	-	-	-	75,000
I. Annual Maintenance & Repair									
(1) General Fund		(3) Private Funding			(5) State/Federal Aid				
(2) Municipal Bonds		(4) Enterprise Funds			(6) Other Funding				


PROJECT DETAIL

Project Title: Athletic Field Improvements - O'Brien Field Turf Replacement									
Department: Recreation and Leisure Services / Engineering									
Description and Purpose: <p>The synthetic turf surface at O'Brien Field was installed in 2014. The life expectancy for artificial turf ranges from 8-10 years. This project includes improvements at O'Brien Field including the replacement of the artificial turf and drainage improvements.</p> <p>Construction estimate updated based on discussions with consultants and installers in 2023.</p>									
RECOMMENDED FINANCING									
	Source of Funds	Estimated Cost in Current Dollars	Estimated Expenditures by Fiscal Year						
			FY 2025	FY 2026	FY 2027	FY 2028	FY 2029	FY 2030	Six Year Total
A. Planning and Engineering		-	-	-	-	-	-	-	-
B. Land and Right of Way		-	-	-	-	-	-	-	-
C. Construction	2	750,000	780,000	-	-	-	-	-	780,000
D. Equipment		-	-	-	-	-	-	-	-
E. Administration		-	-	-	-	-	-	-	-
F. Other Costs	2	20,000	21,000	-	-	-	-	-	21,000
G. Bonding	2	20,000	20,000	-	-	-	-	-	20,000
H. Contingency	2	154,000	160,000	-	-	-	-	-	160,000
TOTAL		944,000	981,000	-	-	-	-	-	981,000
I. Annual Maintenance & Repair									
(1) General Fund		(3) Private Funding	(5) State/Federal Aid						
(2) Municipal Bonds		(4) Enterprise Funds	(6) Other Funding						


PROJECT DETAIL

Project Title: Welch Park Tennis/Pickleball Court Reconstruction									
Department: Recreation and Leisure Services / Engineering									
Description and Purpose:									
<p>This project calls for the reconstruction of three (3) new tennis/pickleball courts and fencing at Welch Park. The current courts show signs of deterioration and are near or at the end of life. The surrounding chain link fencing shows signs of rusting and curling of the mesh chain link fabric. This project will reconstruct the courts in a similar design-build method as the high school and LP Wilson courts, which were successfully reconstructed in 2020 and 2023.</p> <p>The existing courts will be removed and replaced with a post-tension concrete foundation. New netting posts, perimeter chain link fencing and gates, and sound screens will be installed. The courts will be striped for tennis and pickleball.</p>									
RECOMMENDED FINANCING									
	Source of Funds	Estimated Cost in Current Dollars	Estimated Expenditures by Fiscal Year						
			FY 2025	FY 2026	FY 2027	FY 2028	FY 2029	FY 2030	Six Year Total
A. Planning and Engineering	1	40,000	41,000	-	-	-	-	-	41,000
B. Land and Right of Way		-	-	-	-	-	-	-	-
C. Construction	2	618,000	645,000	-	-	-	-	-	645,000
D. Equipment		-	-	-	-	-	-	-	-
E. Administration		-	-	-	-	-	-	-	-
F. Other Costs		-	-	-	-	-	-	-	-
G. Bonding	2	10,000	10,000	-	-	-	-	-	10,000
H. Contingency	1,2	132,000	136,000	-	-	-	-	-	136,000
TOTAL		800,000	832,000	-	-	-	-	-	832,000
I. Annual Maintenance & Repair									
(1) General Fund		(3) Private Funding		(5) State/Federal Aid					
(2) Municipal Bonds		(4) Enterprise Funds		(6) Other Funding					


PROJECT DETAIL

Project Title: Wilson Fire Station Roof Replacement and Interior Renovations									
Department: Public Works									
Description and Purpose:									
This project combines interior renovations and roof replacement projects. The Wilson Firehouse was built in 1995 and has served the department well. As part of ongoing maintenance, the building is in need of replacement tile flooring and all rooms need painting.									
Roof replacement is part of a multi-year, on-going effort to manage our roof assets on the town facilities. The existing roof is asphalt shingle type, currently over 25 years old. There will also be the complete removal of all shingles, and installation of new 50 year shingles with ice water shield on decking and valleys.									
Current cost estimate includes \$40,000 for painting, \$20,000 for tile replacement, and \$162,000 for the roof replacement.									
RECOMMENDED FINANCING									
	Source of Funds	Estimated Cost in Current Dollars	Estimated Expenditures by Fiscal Year						
			FY 2025	FY 2026	FY 2027	FY 2028	FY 2029	FY 2030	Six Year Total
A. Planning and Engineering	1	16,000	17,000	-	-	-	-	-	17,000
B. Land and Right of Way		-	-	-	-	-	-	-	-
C. Construction	1	233,000	242,000	-	-	-	-	-	242,000
D. Equipment		-	-	-	-	-	-	-	-
E. Administration		-	-	-	-	-	-	-	-
F. Other Costs		-	-	-	-	-	-	-	-
G. Bonding	1	5,000	5,000	-	-	-	-	-	5,000
H. Contingency	1	40,000	52,000	-	-	-	-	-	52,000
TOTAL		294,000	316,000	-	-	-	-	-	316,000
F. Annual Maintenance & Repair									
(1) General Fund		(3) Private Funding	(5) State/Federal Aid						
(2) Municipal Bonds		(4) Enterprise Funds	(6) Other Funding						


PROJECT DETAIL

Project Title: Fire Department - Engine 8 Replacement Vehicle									
Department: Safety Services									
Description and Purpose:									
Engine 8 is a 1993 Pierce 1500 GPM (gallons per minute) rescue/pumper at the Poquonock Firehouse. One of the Fire Department's long term goals is to replace equipment that reaches the age of 15 years. This will allow for reduced maintenance costs and ensure a safe, modern fleet of vehicles. The replacement vehicle would be similar in nature with a 1500 GPM pump, seating for 6 firefighters and a 500 gallon water tank. This vehicle will have the ability to respond to motor vehicle accidents and to structure type fires, similar to the rescue pumpers we have purchased recently.									
Note: Consideration of equipment relocation/disposal is being considered for the Poquonock and Rainbow firehouses.									
	Source of Funds	Estimated Cost in Current Dollars	Estimated Expenditures by Fiscal Year						
			FY 2025	FY 2026	FY 2027	FY 2028	FY 2029	FY 2030	Six Year Total
A. Planning and Engineering		-	-	-	-	-	-	-	-
B. Land and Right of Way		-	-	-	-	-	-	-	-
C. Construction		-	-	-	-	-	-	-	-
D. Equipment		942,000	980,000	-	-	-	-	-	980,000
E. Administration		-	-	-	-	-	-	-	-
F. Other Costs		135,000	140,000	-	-	-	-	-	140,000
G. Bonding		15,000	20,000	-	-	-	-	-	20,000
H. Contingency		54,000	56,000	-	-	-	-	-	56,000
TOTAL		1,146,000	1,196,000	-	-	-	-	-	1,196,000
I. Annual Maintenance & Repair									
(1) General Fund		(3) Private Funding	(5) State/Federal Aid						
(2) Municipal Bonds		(4) Enterprise Funds	(6) Other Funding						


PROJECT DETAIL

Project Title: BOE - Windsor High School Fieldhouse Renovation									
Department: Board of Education									
Description and Purpose									
<p>The existing WHS Fieldhouse was built in 1968 and measures 6,750 sq. ft. It is located on O'Brien Field. It is in its original condition except for in 2015 when the boiler was replaced, buried heating oil tank removed and natural gas added to facility. The complete interior, snack stand, and public restrooms need to be renovated to existing codes for each specific use. The roof was last replaced in 1994 and is currently out of warranty. This project would entail new interior space design, restrooms, showers, hvac systems, roof, and removal of hazardous materials.</p>									
RECOMMENDED FINANCING									
	Source of Funds	Estimated Cost in Current Dollars	Estimated Expenditures by Fiscal Year						
			FY 2025	FY 2026	FY 2027	FY 2028	FY 2029	FY 2030	Six Year Total
A. Planning and Engineering	6	-	55,000	-	-	250,000	-	-	305,000
B. Land and Right of Way		-	-	-	-	-	-	-	-
C. Construction	2	6,764,000	-	-	-	-	8,230,000	-	8,230,000
D. Equipment		-	-	-	-	-	-	-	-
E. Administration		-	-	-	-	-	-	-	-
F. Other Costs		-	-	-	-	-	-	-	-
G. Bonding	2	102,000		-	-		124,000	-	124,000
H. Contingency	2,6	1,406,000	11,000	-	-	50,000	1,646,000	-	1,707,000
TOTAL		8,272,000	66,000	-	-	300,000	10,000,000	-	10,366,000
F. Annual Maintenance & Repair									
(1) General Fund		(3) Private Funding			(5) State/Federal Aid				
(2) Municipal Bonds		(4) Enterprise Funds			(6) Other Funding				


PROJECT DETAIL

Project Title: LP Wilson Roof Replacement Project (North End)									
Department: Public Works									
Description and Purpose:									
<p>This project entails the design and construction to replace the roof on the north side of LP Wilson.</p>									
RECOMMENDED FINANCING									
	Source of Funds	Estimated Cost in Current Dollars	Estimated Expenditures by Fiscal Year						
			FY 2025	FY 2026	FY 2027	FY 2028	FY 2029	FY 2030	Six Year Total
A. Planning and Engineering	6	80,000	83,000	-	-	-	-	-	83,000
B. Land and Right of Way		-	-	-	-	-	-	-	-
C. Construction	2	1,826,000	-	1,975,000	-	-	-	-	1,975,000
D. Equipment		-	-	-	-	-	-	-	-
E. Administration		-	-	-	-	-	-	-	-
F. Other Costs.		-	-	-	-	-	-	-	-
G. Bonding	2	30,000	-	30,000	-	-	-	-	30,000
H. Contingency	2,6	365,000	17,000	395,000	-	-	-	-	412,000
TOTAL		2,301,000	100,000	2,400,000	-	-	-	-	2,500,000
F. Annual Maintenance & Repair									
(1) General Fund		(3) Private Funding			(5) State/Federal Aid				
(2) Municipal Bonds		(4) Enterprise Funds			(6) Other Funding				


PROJECT DETAIL

Project Title: Poquonock Elementary School Roof Replacement Project									
Department: Board of Education									
Description and Purpose:									
<p>The existing flat roofs at Poquonock School were installed in 1999. The existing roofing type to be replaced is siplast bituminous. In many areas the roofing granules on the granulated cap sheets are washing off, causing the top roofing layer to lose its UV protection. This is causing UV degradation allowing alligating, crazing, and blistering to develop. Blisters indicating that moisture and air are infiltrating the roofing system. This project would remove and replace 90,000 sq. ft. of roofing. The new roof will have a 25 year warranty.</p>									
RECOMMENDED FINANCING									
	Source of Funds	Estimated Cost in Current Dollars	Estimated Expenditures by Fiscal Year						
			FY 2025	FY 2026	FY 2027	FY 2028	FY 2029	FY 2030	Six Year Total
A. Planning and Engineering		-	-	-	-	-	-	-	-
B. Land and Right of Way		-	-	-	-	-	-	-	-
C. Construction	2,5	1,842,000	1,916,000	-	-	-	-	-	1,916,000
D. Equipment		-	-	-	-	-	-	-	-
E. Administration		-	-	-	-	-	-	-	-
F. Other Costs		-	-	-	-	-	-	-	-
G. Bonding	2,5	30,000	30,000	-	-	-	-	-	30,000
H. Contingency	2,5	369,000	384,000	-	-	-	-	-	384,000
TOTAL		2,241,000	2,330,000	-	-	-	-	-	2,330,000
F. Annual Maintenance & Repair				500	500	1000	1000	1000	4000
(1) General Fund		(3) Private Funding		(5) State/Federal Aid					
(2) Municipal Bonds		(4) Enterprise Funds		(6) Other Funding					


PROJECT DETAIL

Project Title: Sage Park Middle School Slab Moisture Control Project									
Department: Board of Education									
Description and Purpose:									
<p>A study was completed in Summer 2021 by Fuss & O'Neil Engineering to determine the root cause of a long-term moisture issue in the 1992 addition of the school. The 1992 project included the addition of the small gym, main office, nurse's area and various classrooms. There have been issues with water seeping up from the slab, which compromises the VCT flooring in the first floor rooms as well as the wood flooring in the small gym. This creates safety hazards for the students and staff. The root cause was determined to a combination of factors.</p>									
RECOMMENDED FINANCING									
	Source of Funds	Estimated Cost in Current Dollars	Estimated Expenditures by Fiscal Year						
			FY 2025	FY 2026	FY 2027	FY 2028	FY 2029	FY 2030	Six Year Total
A. Planning and Engineering		-	-	-	-	-	-	-	-
B. Land and Right of Way		-	-	-	-	-	-	-	-
C. Construction	2	606,000	630,000	-	-	-	-	-	630,000
D. Equipment		-	-	-	-	-	-	-	-
E. Administration		-	-	-	-	-	-	-	-
F. Other Costs		-	-	-	-	-	-	-	-
G. Bonding	2	10,000	45,000	-	-	-	-	-	45,000
H. Contingency	2	120,000	125,000	-	-	-	-	-	125,000
TOTAL		736,000	800,000	-	-	-	-	-	800,000
F. Annual Maintenance & Repair									
(1) General Fund		(3) Private Funding		(5) State/Federal Aid					
(2) Municipal Bonds		(4) Enterprise Funds		(6) Other Funding					


PROJECT DETAIL

Project Title: Oliver Ellsworth School Building Envelope Project									
Department: Board of Education									
Description and Purpose:									
<p>Oliver Ellsworth School was constructed in 1971. A study was performed to evaluate the building envelope. Findings indicated deficiencies that would lead to air infiltration which would contribute to humidity levels in the building. Work includes roof to wall transitions, external wall penetrations, roof drain, vent pipes, other roof penetrations, windows, doors, sealant perimeter, roofing expansion joints, building insulation, and building air barriers.</p>									
RECOMMENDED FINANCING									
	Source of Funds	Estimated Cost in Current Dollars	Estimated Expenditures by Fiscal Year						
			FY 2025	FY 2026	FY 2027	FY 2028	FY 2029	FY 2030	Six Year Total
A. Planning and Engineering	2	247,000	257,000	-	-	-	-	-	257,000
B. Land and Right of Way		-	-	-	-	-	-	-	-
C. Construction	2	1,226,000	1,275,000	-	-	-	-	-	1,275,000
D. Equipment		-	-	-	-	-	-	-	-
E. Administration		-	-	-	-	-	-	-	-
F. Other Costs		-	-	-	-	-	-	-	-
G. Bonding	2	35,000	35,000	-	-	-	-	-	35,000
H. Contingency	2	294,000	306,000	-	-	-	-	-	306,000
TOTAL		1,802,000	1,873,000	-	-	-	-	-	1,873,000
F. Annual Maintenance & Repair									
(1) General Fund		(3) Private Funding		(5) State/Federal Aid					
(2) Municipal Bonds		(4) Enterprise Funds		(6) Other Funding					


PROJECT DETAIL

Project Title: Clover Street School Code & Restroom Renovations - Phase 2									
Department: Board of Education									
Description and Purpose:									
<p>This project is based on the recommendations of a study completed in 2014. Clover Street School was built in 1957. There are egress issues with door widths, hand rails, ramps, automatic openers, parking spaces, and thresholds in many areas. This specific project is to complete improvements to meet ADA codes for facility egress and parking as well as to renovate the restrooms to new code standards. In the restrooms, fixtures will be replaced and installed at the correct heights and egress clearances adjusted to today's codes.</p>									
RECOMMENDED FINANCING									
	Source of Funds	Estimated Cost in Current Dollars	Estimated Expenditures by Fiscal Year						
			FY 2025	FY 2026	FY 2027	FY 2028	FY 2029	FY 2030	Six Year Total
A. Planning and Engineering		-	-	-	-	-	-	-	-
B. Land and Right of Way		-	-	-	-	-	-	-	-
C. Construction	2	1,595,000	1,659,000	-	-	-	-	-	1,659,000
D. Equipment		-	-	-	-	-	-	-	-
E. Administration		-	-	-	-	-	-	-	-
F. Other Costs		-	-	-	-	-	-	-	-
G. Bonding	2	35,000	35,000	-	-	-	-	-	35,000
H. Contingency	2	160,000	166,000	-	-	-	-	-	166,000
TOTAL		1,790,000	1,860,000	-	-	-	-	-	1,860,000
F. Annual Maintenance & Repair									
(1) General Fund		(3) Private Funding	(5) State/Federal Aid						
(2) Municipal Bonds		(4) Enterprise Funds	(6) Other Funding						


PROJECT DETAIL

Project Title: BOE - Windsor High School - Roof Replacement									
Department: Board of Education									
Description and Purpose:									
The existing roofs at Windsor High School were installed in 1995 and 2003. On many of the roof sections, the granules on the granulated cap sheets are washing off causing the system to lose its UV protection. This is allowing UV degradation with alligating and cracking developing on the roof. Blisters and ridges are also forming which indicates that moisture and air may be infiltrating the roof system. The new roof will have a 25 year warranty.									
RECOMMENDED FINANCING									
	Source of Funds	Estimated Cost in Current Dollars	Estimated Expenditures by Fiscal Year						
			FY 2025	FY 2026	FY 2027	FY 2028	FY 2029	FY 2030	Six Year Total
A. Planning and Engineering	1	204,000	221,000	-	-	-	-	-	221,000
B. Land and Right of Way		-	-	-	-	-	-	-	-
C. Construction	2	6,968,000	-	-	8,152,000	-	-	-	8,152,000
D. Equipment		-	-	-	-	-	-	-	-
E. Administration		-	-	-	-	-	-	-	-
F. Other Costs		-	-	-	-	-	-	-	-
G. Bonding	1, 2	110,000	5,000	-	120,000	-	-	-	125,000
H. Contingency	1, 2	1,434,000	44,000	-	1,630,000	-	-	-	1,674,000
TOTAL		8,716,000	270,000	-	9,902,000	-	-	-	10,172,000
I. Annual Maintenance & Repair									
(1) General Fund		(3) Private Funding	(5) State/Federal Aid						
(2) Municipal Bonds		(4) Enterprise Funds	(6) Other Funding						

PROJECT DETAIL

Project Title: Windsor High School HVAC Systems Replacement Project									
Department: Board of Education									
Description and Purpose:									
<p>The three existing boilers, domestic hot water heating systems and water chillers were installed in 2004. This project contains replacing the three boilers with new high-efficiency gas-fired low-condensing boilers, installing high-efficiency heating hot water systems and high-efficiency water chillers. This project will complete the replacement of the HVAC systems at the High School.</p>									
<p>Project cost updated to reflect the replacement of 23 RTUs in the summer of 2025.</p>									
RECOMMENDED FINANCING									
	Source of Funds	Estimated Cost in Current Dollars	Estimated Expenditures by Fiscal Year						
			FY 2025	FY 2026	FY 2027	FY 2028	FY 2029	FY 2030	Six Year Total
A. Planning and Engineering	6	288,000	300,000	-	-	-	-	-	300,000
B. Land and Right of Way		-	-	-	-	-	-	-	-
C. Construction	2	2,600,000	-	2,925,000	-	-	-	-	2,925,000
D. Equipment		-	-	-	-	-	-	-	-
E. Administration		-	-	-	-	-	-	-	-
F. Other Costs		-	-	-	-	-	-	-	-
G. Bonding	2	40,000	-	45,000	-	-	-	-	45,000
H. Contingency	2,6	589,000	50,000	585,000	-	-	-	-	635,000
TOTAL		3,517,000	350,000	3,555,000	-	-	-	-	3,905,000
F. Annual Maintenance & Repair									
(1) General Fund		(3) Private Funding	(5) State/Federal Aid						
(2) Municipal Bonds		(4) Enterprise Funds	(6) Other Funding						


PROJECT DETAIL

Project Title: Town Center Development - Broad Street Road Diet									
Department: Planning / Engineering									
Description and Purpose:									
As proposed in the Windsor Center Transit-Oriented Development Master Plan and Redevelopment Strategy Study, this project seeks to reduce the two lanes of travel through Windsor Center into one lane of travel while maintaining circulation and traffic capacities, otherwise known as a "Road Diet". The overall goal is to reshape Windsor Center to become more pedestrian friendly. In doing so, reconfiguring Broad Street in Windsor Center will support local businesses by slowing down traffic, adding on-street parking, and creating a friendly and safe environment for pedestrians.									
Design began in FY21. Construction estimate based on preliminary plan from February 2024.									
RECOMMENDED FINANCING									
	Source of Funds	Estimated Cost in Current Dollars	Estimated Expenditures by Fiscal Year						
			FY 2025	FY 2026	FY 2027	FY 2028	FY 2029	FY 2030	Six Year Total
A. Planning and Engineering		-	-	-	-	-	-	-	-
B. Land and Right of Way		-	-	-	-	-	-	-	-
C. Construction	2,5	3,590,000	3,668,000	-	-	-	-	-	3,668,000
D. Equipment		-	-	-	-	-	-	-	-
E. Administration		-	-	-	-	-	-	-	-
F. Other Costs	2,5	359,000	366,000	-	-	-	-	-	366,000
G. Bonding	2	65,000	66,000	-	-	-	-	-	66,000
H. Contingency	2,5	395,000	400,000	-	-	-	-	-	400,000
TOTAL		4,409,000	4,500,000	-	-	-	-	-	4,500,000
I. Annual Maintenance & Repair									
(1) General Fund		(3) Private Funding	(5) State/Federal Aid						
(2) Municipal Bonds		(4) Enterprise Funds	(6) Other Funding						


Project Details

Fiscal Year 2026


PROJECT DETAIL

Project Title: Pavement Management Program									
Department: Engineering									
Description and Purpose:									
<p>The Pavement Management Program is a component of the asset management effort for town-owned roadways involving street paving, cold in-place asphalt recycling, thin overlays, microsurfacing, and pavement preventative maintenance (such as crack sealing). The main sources of funding for this work are: the state Local Capital Improvement Program (LoCIP) grant and the General Fund.</p> <p>The funding levels listed below assumes a state LoCIP grant amount of \$180,000 in each fiscal year. The level of funding shown below would provide for these major street repair improvements to be performed on streets on a 25-year schedule.</p>									
RECOMMENDED FINANCING									
	Source of Funds	Estimated Cost in Current Dollars	Estimated Expenditures by Fiscal Year						
			FY 2025	FY 2026	FY 2027	FY 2028	FY 2029	FY 2030	Six Year Total
A. Planning and Engineering		-	-	-	-	-	-	-	-
B. Land and Right of Way		-	-	-	-	-	-	-	-
C. Construction	1,5	5,901,000	1,025,000	1,055,000	1,085,000	1,180,000	1,200,000	1,240,000	6,785,000
D. Equipment		-	-	-	-	-	-	-	-
E. Administration		-	-	-	-	-	-	-	-
F. Other Costs		-	-	-	-	-	-	-	-
G. Bonding		-	-	-	-	-	-	-	-
H. Contingency		-	-	-	-	-	-	-	-
TOTAL		5,901,000	1,025,000	1,055,000	1,085,000	1,180,000	1,200,000	1,240,000	6,785,000
I. Annual Maintenance & Repair									
(1) General Fund		(3) Private Funding		(5) State/Federal Aid					
(2) Municipal Bonds		(4) Enterprise Funds		(6) Other Funding					


PROJECT DETAIL

Project Title: Sidewalk & Curb Replacement									
Department: Engineering									
Description and Purpose:									
* This recurring CIP project includes the repair of small sections of sidewalk and curbing and the replacement of curb ramps. Funding is used for repairs of small sections and does not include the replacement of large segments of sidewalks encompassing entire blocks of streets nor the installation of new sidewalks. It is anticipated that this work will continue on an annual basis. The town's existing sidewalk network (462,000 linear feet) was valued at \$19.8 million in 2019. With an average re-investment of \$196,000 per year (as shown below) approximately 6,000 linear feet, which is about 1.3% of the total linear feet in the town's network, will be completed each year.									
RECOMMENDED FINANCING									
	Source of Funds	Estimated Cost in Current Dollars	Estimated Expenditures by Fiscal Year						
			FY 2025	FY 2026	FY 2027	FY 2028	FY 2029	FY 2030	Six Year Total
A. Planning and Engineering		-	-	-	-	-	-	-	-
B. Land and Right of Way		-	-	-	-	-	-	-	-
C. Construction	1	1,096,000	150,000	175,000	200,000	245,000	250,000	250,000	1,270,000
D. Equipment		-	-	-	-	-	-	-	-
E. Administration		-	-	-	-	-	-	-	-
F. Other Costs		-	-	-	-	-	-	-	-
G. Bonding		-	-	-	-	-	-	-	-
H. Contingency		-	-	-	-	-	-	-	-
TOTAL		1,096,000	150,000	175,000	200,000	245,000	250,000	250,000	1,270,000
I. Annual Maintenance & Repair									
(1) General Fund		(3) Private Funding	(5) State/Federal Aid						
(2) Municipal Bonds		(4) Enterprise Funds	(6) Other Funding						


PROJECT DETAIL

Project Title: Stormwater Management Improvements									
Department: Engineering									
Description and Purpose:									
<p>This multi-year effort allows the town to develop and implement a plan to manage its existing stormwater management system; an important, but typically invisible utility. The project entails: 1) implementing a plan to improve the condition of the parts of the system that are in poor condition by replacing old, damaged storm sewers, catch basins, sewer laterals, as well as sections of Decker's Brook that require repair/replacement; 2) developing and implementing a program to reduce the amount of grit and pollutants that leave the storm sewer system and enter the watersheds by replacing sewer outfalls with environmentally friendly equipment/structures, which represent best management practices; 3) install aeration equipment to improve water quality; 4) replace damaged or worn out components of the stormwater system (catch basins and sewer pipe) when streets are to have major repairs performed (paving, etc.); and 5) handle requests & complaints from residents regarding needed improvements to the stormwater system.</p>									
RECOMMENDED FINANCING									
	Source of Funds	Estimated Cost in Current Dollars	Estimated Expenditures by Fiscal Year						
			FY 2025	FY 2026	FY 2027	FY 2028	FY 2029	FY 2030	Six Year Total
A. Planning and Engineering		-	-	-	-	-	-	-	-
B. Land and Right of Way		-	-	-	-	-	-	-	-
C. Construction	2	1,042,000	-	390,000	-	390,000	-	440,000	1,220,000
D. Equipment		-	-	-	-	-	-	-	-
E. Administration		-	-	-	-	-	-	-	-
F. Other Costs		-	-	-	-	-	-	-	-
G. Bonding	2	20,000	-	10,000	-	10,000	-	10,000	30,000
H. Contingency		-	-	-	-	-	-	-	-
TOTAL		1,062,000	-	400,000	-	400,000	-	450,000	1,250,000
I. Annual Maintenance & Repair									
(1) General Fund		(3) Private Funding	(5) State/Federal Aid						
(2) Municipal Bonds		(4) Enterprise Funds	(6) Other Funding						


PROJECT DETAIL

Project Title: Fleet and Public Works Equipment Replacement									
Department: Public Works									
Description and Purpose: <p>The purpose of this request is to replace town fleet vehicles and large Public Works equipment that have outlived their useful lives. Such Public Works vehicles typically have a useful life of 12-15 years. A vehicle and equipment replacement schedule has been developed. This includes dump trucks/snow plows and payloaders. The large vehicles and equipment planned for replacement are/will be from 17 to 30 years old when replaced. In addition, smaller vehicles to meet the needs of other departments will also be acquired to replace older cars and other vehicles.</p>									
RECOMMENDED FINANCING									
	Source of Funds	Estimated Cost in Current Dollars	Estimated Expenditures by Fiscal Year						
			FY 2025	FY 2026	FY 2027	FY 2028	FY 2029	FY 2030	Six Year Total
A. Planning and Engineering		-	-	-	-	-	-	-	-
B. Land and Right of Way		-	-	-	-	-	-	-	-
C. Construction		-	-	-	-	-	-	-	-
D. Equipment	1	4,462,000	814,000	850,000	850,000	850,000	875,000	875,000	5,114,000
E. Administration		-	-	-	-	-	-	-	-
F. Other Costs		-	-	-	-	-	-	-	-
G. Bonding		-	-	-	-	-	-	-	-
H. Contingency		-	-	-	-	-	-	-	-
TOTAL		4,462,000	814,000	850,000	850,000	850,000	875,000	875,000	5,114,000
I. Annual Maintenance & Repair									
(1) General Fund		(3) Private Funding	(5) State/Federal Aid						
(2) Municipal Bonds		(4) Enterprise Funds	(6) Other Funding						


PROJECT DETAIL

Project Title: Tree Replacement Program									
Department: Public Works									
Description and Purpose:									
<p>Windsor desires to create, maintain, and enhance a healthy and diverse urban forest, especially pertaining to repopulating trees in residential neighborhoods. This will positively contribute to the quality of life and economic well-being of the community. This project includes: 1) identifying high profile tree projects in key locations throughout the town; and 2) planting additional trees in parks, along streets in residential and commercial areas to increase the number of trees in town. The 6-year funding total below would pay for the installation of approximately 650 trees.</p>									
									
RECOMMENDED FINANCING									
	Source of Funds	Estimated Cost in Current Dollars	Estimated Expenditures by Fiscal Year						
			FY 2025	FY 2026	FY 2027	FY 2028	FY 2029	FY 2030	Six Year Total
A. Planning and Engineering		-	-	-	-	-	-	-	-
B. Land and Right of Way		-	-	-	-	-	-	-	-
C. Construction	6	75,000	-	40,000	-	45,000	-	-	85,000
D. Equipment		-	-	-	-	-	-	-	-
E. Administration		-	-	-	-	-	-	-	-
F. Other Costs		-	-	-	-	-	-	-	-
G. Bonding		-	-	-	-	-	-	-	-
H. Contingency		-	-	-	-	-	-	-	-
TOTAL		75,000	-	40,000	-	45,000	-	-	85,000
I. Annual Maintenance & Repair									
(1) General Fund		(3) Private Funding	(5) State/Federal Aid						
(2) Municipal Bonds		(4) Enterprise Funds	(6) Other Funding						


PROJECT DETAIL

Project Title: Historic Monument and Ancient Cemetery Preservation									
Department: Planning									
Description and Purpose:									
<p>This multi-year project provides for the professional restoration of various monuments located in town as well as the restoration of grave markers at the ancient cemetery located on Marshall Phelps Road. There are a number of monuments in town that mark or denote our community's rich history. The monuments range from large bronze statues to engraved stone markers. The ancient cemetery located at the eastern end of Marshall Phelps Road contains grave markers dating back centuries, with many in poor condition. The restoration work will ensure that the monuments and the markers are structurally sound, presentable to the public and able to endure the elements for many more years.</p>									
RECOMMENDED FINANCING									
	Source of Funds	Estimated Cost in Current Dollars	Estimated Expenditures by Fiscal Year						
			FY 2025	FY 2026	FY 2027	FY 2028	FY 2029	FY 2030	Six Year Total
A. Planning and Engineering		-	-	-	-	-	-	-	-
B. Land and Right of Way		-	-	-	-	-	-	-	-
C. Construction	6	243,000	-	130,000	-	-	150,000	-	280,000
D. Equipment		-	-	-	-	-	-	-	-
E. Administration		-	-	-	-	-	-	-	-
F. Other Costs		-	-	-	-	-	-	-	-
G. Bonding		-	-	-	-	-	-	-	-
H. Contingency		-	-	-	-	-	-	-	-
TOTAL		243,000		130,000			150,000		280,000
I. Annual Maintenance & Repair		33,500							
(1) General Fund		(3) Private Funding	(5) State/Federal Aid						
(2) Municipal Bonds		(4) Enterprise Funds	(6) Other Funding						


PROJECT DETAIL


Project Title: Train Station Boiler Replacement									
Department: Public Works									
Description and Purpose:									
<p>The boiler in the train station is currently 25 years old. The annual operation cost to keep equipment operating is increasing each year. Replacing this existing equipment with high efficiency equipment will lower operating costs. This project includes removal of HazMat in the boiler room, air monitoring, replacement of zone pumps, boiler, and controls. A new boiler will be high-efficiency low-condensing type with variable speed heating pumps, and DDC controls.</p>									
RECOMMENDED FINANCING									
	Source of Funds	Estimated Cost in Current Dollars	Estimated Expenditures by Fiscal Year						
			FY 2025	FY 2026	FY 2027	FY 2028	FY 2029	FY 2030	Six Year Total
A. Planning and Engineering	6	21,000	-	24,000	-	-	-	-	24,000
B. Land and Right of Way		-	-	-	-	-	-	-	-
C. Construction	6	125,000	-	141,000	-	-	-	-	141,000
D. Equipment		-	-	-	-	-	-	-	-
E. Administration		-	-	-	-	-	-	-	-
F. Other Costs	6	18,000	-	22,000	-	-	-	-	22,000
G. Bonding	6	-	-	-	-	-	-	-	-
H. Contingency	6	30,000	-	38,000	-	-	-	-	38,000
TOTAL		194,000	-	225,000	-	-	-	-	225,000
F. Annual Maintenance & Repair									
(1) General Fund		(3) Private Funding	(5) State/Federal Aid						
(2) Municipal Bonds		(4) Enterprise Funds	(6) Other Funding						

PROJECT DETAIL


Project Title: Core Server Replacements									
Department: Information Technology									
Description and Purpose:									
<p>The Town currently has six servers hosting town applications virtually. Three are located in the town hall data center and three are in the WPD data center. They are configured to be able to host all vital town applications entirely in one location in the event of catastrophic failure at either location. The current servers were purchased in 2020 with 5 years of maintenance. After the fifth year additional maintenance can be purchased but may not be guaranteed if the manufacturer deems the product obsolete. There may be third party vendors to provide service to the equipment as well. End of Life is not published but is typically six and ten years depending upon the manufacturer and development of newer technology.</p>									
RECOMMENDED FINANCING									
	Source of Funds	Estimated Cost in Current Dollars	Estimated Expenditures by Fiscal Year						
			FY 2025	FY 2026	FY 2027	FY 2028	FY 2029	FY 2030	Six Year Total
A. Licensing		-	-	-	-	-	-	-	-
B. Land and Right of Way		-	-	-	-	-	-	-	-
C. Construction		-	-	-	-	-	-	-	-
D. Equipment	1	110,000	-	125,000	-	-	-	-	125,000
E. Administration		-	-	-	-	-	-	-	-
F. Other Costs		-	-	-	-	-	-	-	-
G. Bonding		-	-	-	-	-	-	-	-
H. Contingency	1	22,000	-	25,000	-	-	-	-	25,000
TOTAL		132,000	-	150,000	-	-	-	-	150,000
I. Annual Maintenance & Repair									
(1) General Fund		(3) Private Funding	(5) State/Federal Aid						
(2) Municipal Bonds		(4) Enterprise Funds	(6) Other Funding						

PROJECT DETAIL


Project Title: Town Hall Roof Replacement Project									
Department: DPW									
Description and Purpose:									
<p>The existing Town Hall roof was installed in 2001 and has a 20 year warranty. The roof type is currently built-up bituminous type. The granules on the granulated top cap sheets are washing off, causing the system to lose its UV protection. This is causing UV degradation allowing alligating, blistering, and crazing to develop. The existing roof will be completely removed and replaced with built-up bituminous roofing with a 25-year warranty.</p>									
RECOMMENDED FINANCING									
	Source of Funds	Estimated Cost in Current Dollars	Estimated Expenditures by Fiscal Year						
			FY 2025	FY 2026	FY 2027	FY 2028	FY 2029	FY 2030	Six Year Total
A. Planning and Engineering	6	-	34,000	-	-	-	-	-	34,000
B. Land and Right of Way		-	-	-	-	-	-	-	-
C. Construction	2	416,000	-	468,000	-	-	-	-	468,000
D. Equipment		-	-	-	-	-	-	-	-
E. Administration		-	-	-	-	-	-	-	-
F. Other Costs		-	-	-	-	-	-	-	-
G. Bonding		5,000	-	5,000	-	-	-	-	5,000
H. Contingency	2, 6	94,000	7,000	94,000	-	-	-	-	101,000
TOTAL		515,000	41,000	567,000	-	-	-	-	608,000
F. Annual Maintenance & Repair									
(1) General Fund		(3) Private Funding		(5) State/Federal Aid					
(2) Municipal Bonds		(4) Enterprise Funds		(6) Other Funding					

Project Title: LP Wilson HVAC Energy Efficiency Improvements and Replacement Project									
Department: Town of Windsor									
Description and Purpose:									
The majority of HVAC equipment is original to the building circa 1957. Existing air handlers are heating only and they do not provide per codes adequate ventilation on town and BOE sides of building. Phase two includes installation of Variable Refrigerant Flow electric heat pumps, replacement of fin tube radiation, roof exhaust fans, all HVAC equipment on north side of building to be controlled by DDC Controls. The flooring in center core will be abated and replaced. Due to this projects scope size and complexities, it will be completed in four phases. Design completed in FY22.									
Phase I- FY23 North side									
Phase II- FY24 North side									
Phase III- FY25 South side									
Phase IV- FY26 South side									
RECOMMENDED FINANCING									
	Source of Funds	Estimated Cost in Current Dollars	Estimated Expenditures by Fiscal Year						
			FY 2025	FY 2026	FY 2027	FY 2028	FY 2029	FY 2030	Six Year Total
A. Planning and Engineering	2	59,000	20,000	24,000	20,000	-	-	-	64,000
B. Land and Right of Way		-	-	-	-	-	-	-	-
C. Construction	2	4,384,000	775,000	2,080,000	1,930,000	-	-	-	4,785,000
D. Equipment		-	-	-	-	-	-	-	-
E. Administration		-	-	-	-	-	-	-	-
F. Other Costs		-	-	-	-	-	-	-	-
G. Bonding	2	65,000	10,000	30,000	30,000	-	-	-	70,000
H. Contingency	2	889,000	160,000	421,000	390,000	-	-	-	971,000
TOTAL		5,397,000	965,000	2,555,000	2,370,000	-	-	-	5,890,000
F. Annual Maintenance & Repair									
(1) General Fund		(3) Private Funding	(5) State/Federal Aid						
(2) Municipal Bonds		(4) Enterprise Funds	(6) Other Funding						


PROJECT DETAIL

Project Title: Windsor Main Library HVAC Roof Top Replacement									
Department: Public Works									
Description and Purpose:									
<p>These units were installed in 2005 and are approaching their end of life cycle. These two 20 ton units use refrigerant R-22, which for environmental reasons, is no longer produced, which adds costs to repairs. This project would entail removing the existing units, installing adapt curbs, and new units of same capacity. Reconnect electrical, piping, and control wiring.</p>									
									
RECOMMENDED FINANCING									
	Source of Funds	Estimated Cost in Current Dollars	Estimated Expenditures by Fiscal Year						
			FY 2025	FY 2026	FY 2027	FY 2028	FY 2029	FY 2030	Six Year Total
A. Planning and Engineering	6	28,000	-	30,000	-	-	-	-	30,000
B. Land and Right of Way		-	-	-	-	-	-	-	-
C. Construction	2	341,000	-	-	384,000	-	-	-	384,000
D. Equipment		-	-	-	-	-	-	-	-
E. Administration		-	-	-	-	-	-	-	-
F. Other Costs		-	-	-	-	-	-	-	-
G. Bonding	2	5,000	-	-	5,000	-	-	-	5,000
H. Contingency	2	74,000	-	-	77,000	-	-	-	77,000
TOTAL		448,000	-	30,000	466,000	-	-	-	496,000
F. Annual Maintenance & Repair									
<div> <div>(1) General Fund</div> <div>(2) Municipal Bonds</div> <div>(3) Private Funding</div> <div>(4) Enterprise Funds</div> <div>(5) State/Federal Aid</div> <div>(6) Other Funding</div> </div>									


PROJECT DETAIL

Project Title: Wilson Branch Library Roof top Units Replacement Project									
Department: Public Works									
Description and Purpose:									
<p>The existing roof top units at Wilson Branch Library were installed in 2010. These two five ton units are approaching the end of their life cycle. These are water source geothermal heat pumps connected to geothermal wells. The wells would also need to be tested for their service as well.</p>									
RECOMMENDED FINANCING									
	Source of Funds	Estimated Cost in Current Dollars	Estimated Expenditures by Fiscal Year						
			FY 2025	FY 2026	FY 2027	FY 2028	FY 2029	FY 2030	Six Year Total
A. Planning and Engineering	6	28,000	-	30,000	-	-	-	-	30,000
B. Land and Right of Way		-	-	-	-	-	-	-	-
C. Construction	1	178,000	-	-	200,000	-	-	-	200,000
D. Equipment		-	-	-	-	-	-	-	-
E. Administration		-	-	-	-	-	-	-	-
F. Other Costs		-	-	-	-	-	-	-	-
G. Bonding		-	-	-	-	-	-	-	-
H. Contingency	1	15,000	-	-	40,000	-	-	-	40,000
TOTAL		221,000	-	30,000	240,000	-	-	-	270,000
F. Annual Maintenance & Repair				500	500	1000	1000	1000	4000
(1) General Fund		(3) Private Funding	(5) State/Federal Aid						
(2) Municipal Bonds		(4) Enterprise Funds	(6) Other Funding						


PROJECT DETAIL

Project Title: Veterans Memorial Cemetery Expansion & Enhancements									
Department: Public Works									
Description and Purpose:									
<p>Veterans Memorial Cemetery on East Street has served the burial needs of our veterans and their spouses since after World War II. In order to continue to meet these needs for years to come, we wish to expand the cemetery by creating a new section in the rear of the site, as well as expanding it onto the former East Street Yard property which is adjacent to the cemetery. It is anticipated that the project would entail preparing the adjacent town-owned property for this purpose, planting trees and shrubs, and generally beautifying the site.</p>									
RECOMMENDED FINANCING									
	Source of Funds	Estimated Cost in Current Dollars	Estimated Expenditures by Fiscal Year						
			FY 2025	FY 2026	FY 2027	FY 2028	FY 2029	FY 2030	Six Year Total
A. Planning and Engineering	6	21,000	-	23,000	-	-	-	-	23,000
B. Land and Right of Way		-	-	-	-	-	-	-	-
C. Construction	6	141,000	-	152,000	-	-	-	-	152,000
D. Equipment		-	-	-	-	-	-	-	-
E. Administration		-	-	-	-	-	-	-	-
F. Other Costs		-	-	-	-	-	-	-	-
G. Bonding		-	-	-	-	-	-	-	-
H. Contingency	6	33,000	-	35,000	-	-	-	-	35,000
TOTAL		195,000	-	210,000	-	-	-	-	210,000
I. Annual Maintenance & Repair									
(1) General Fund		(3) Private Funding	(5) State/Federal Aid						
(2) Municipal Bonds		(4) Enterprise Funds	(6) Other Funding						


PROJECT DETAIL

Project Title: Construct Sidewalks along Arterial Roads									
Department: Engineering / Planning									
Description and Purpose:									
The 2004 Plan of Conservation and Development recommends that sidewalks be provided on both sides of all arterial roads. This is not only to encourage walking to improve fitness, but also to reduce vehicle emissions by allowing residents to safely walk to destinations. In many cases, subdivisions have been built with sidewalks leading to streets with no walks. Approximately 21 miles of sidewalks need to be constructed along arterial roads to provide for walks on one side only. These roads include Bloomfield Avenue, Poquonock Avenue, Palisado Avenue, Park Avenue, Putnam Highway and Day Hill Road. The costs included in this project represent 10 miles of walk, considering that about 11 miles of walk along arterials are included in the sidewalk construction within one mile of schools.									
Unscheduled work is approximately \$5.0 million.									
RECOMMENDED FINANCING									
	Source of Funds	Estimated Cost in Current Dollars	Estimated Expenditures by Fiscal Year						
			FY 2024	FY 2025	FY 2026	FY 2027	FY 2028	FY 2029	Six Year Total
A. Planning and Engineering	6	58,000	-	63,000	-	-	-	-	63,000
B. Land and Right of Way		-	-	-	-	-	-	-	-
C. Construction		-	-	-	-	-	-	-	-
D. Equipment		-	-	-	-	-	-	-	-
E. Administration		-	-	-	-	-	-	-	-
F. Other Costs		-	-	-	-	-	-	-	-
G. Bonding		-	-	-	-	-	-	-	-
H. Contingency	6	12,000	-	13,000	-	-	-	-	13,000
TOTAL		70,000	-	76,000	-	-	-	-	76,000
I. Annual Maintenance & Repair									
(1) General Fund		(3) Private Funding	(5) State/Federal Aid						
(2) Municipal Bonds		(4) Enterprise Funds	(6) Other Funding						


PROJECT DETAIL

Project Title: Day Hill Road Reconstruction (Marshall Phelps to Baker Hollow)									
Department: Engineering Department									
Description and Purpose:									
<p>This project is proposed to address the pavement conditions of Day Hill Road between Marshall Phelps Road and Baker Hollow Road. The scope of this project is a full depth reconstruction of the Marshall Phelps and Day Hill Road intersection and a two inch mill and overlay between Baker Hollow Road and the aforementioned Intersection.</p>									
RECOMMENDED FINANCING									
	Source of Funds	Estimated Cost in Current Dollars	Estimated Expenditures by Fiscal Year						
			FY 2025	FY 2026	FY 2027	FY 2028	FY 2029	FY 2030	Six Year Total
A. Planning and Engineering	2	100,000	-	108,000	-	-	-	-	108,000
B. Land and Right of Way		-	-	-	-	-	-	-	-
C. Construction	2	1,500,000	-	1,622,400	-	-	-	-	1,622,400
D. Equipment		-	-	-	-	-	-	-	-
E. Administration		-	-	-	-	-	-	-	-
F. Other Costs		-	-	-	-	-	-	-	-
G. Bonding	2	30,000	-	40,000	-	-	-	-	40,000
H. Contingency	2	320,000	-	346,000	-	-	-	-	346,000
TOTAL	2	1,950,000	-	2,116,400	-	-	-	-	2,116,400
I. Annual Maintenance & Repair									
<div style="display: flex; justify-content: space-between;"> (1) General Fund (3) Private Funding (5) State/Federal Aid </div> <div style="display: flex; justify-content: space-between;"> (2) Municipal Bonds (4) Enterprise Funds (6) Other Funding </div>									


PROJECT DETAIL

Project Title: Athletic Field Master Plan Improvements - Sharshon Park Improvements									
Department: Recreation and Leisure Services / Engineering									
Description and Purpose:									
<p>In 2013, the Town of Windsor completed an Athletic Field Master Plan of town-wide field facilities that was subsequently accepted and approved by Town Council. The master plan recommended necessary improvements to various athletic fields in town. The recommendation provided a multi-year phased approach. This project phase includes improvements to the west fields at Sharshon Park including regrading and sodding fields, drainage improvements, addition of a multi-use field and a Little League baseball field, additional storage for field equipment, portable bathrooms, a practice wall for lacrosse, and ADA accessible pathways.</p>									
RECOMMENDED FINANCING									
	Source of Funds	Estimated Cost in Current Dollars	Estimated Expenditures by Fiscal Year						
			FY 2024	FY 2025	FY 2026	FY 2027	FY 2028	FY 2029	Six Year Total
A. Planning and Engineering		-	-	-	-	-	-	-	-
B. Land and Right of Way		-	-	-	-	-	-	-	-
C. Construction	2	483,000	-	522,000	-	-	-	-	522,000
D. Equipment		-	-	-	-	-	-	-	-
E. Administration		-	-	-	-	-	-	-	-
F. Other Costs		-	-	-	-	-	-	-	-
G. Bonding	2	10,000	-	10,000	-	-	-	-	10,000
H. Contingency	2	97,000	-	105,000	-	-	-	-	105,000
TOTAL		590,000	-	637,000	-	-	-	-	637,000
I. Annual Maintenance & Repair									
(1) General Fund		(3) Private Funding			(5) State/Federal Aid				
(2) Municipal Bonds		(4) Enterprise Funds			(6) Other Funding				


PROJECT DETAIL

Project Title: Town Facility Improvements - Outdoor Pool Facilities									
Department: Recreation and Leisure Services / Facilities									
Description and Purpose:									
<p>In 2016, an assessment of the three outdoor pools was completed. The results of the assessment recommended renovations to the Goslee Pool and Welch Pool changing and lifeguard facilities. The recommendation also calls for the total replacement of Veteran Pool. The project will replace the pool basin, add swim lane markers, replace decking, fencing, piping, and the filtration system of Veteran Pool.</p>									
									
RECOMMENDED FINANCING									
	Source of Funds	Estimated Cost in Current Dollars	Estimated Expenditures by Fiscal Year						
			FY 2025	FY 2026	FY 2027	FY 2028	FY 2029	FY 2030	Six Year Total
A. Planning and Engineering	6	269,000	-	291,000	-	-	-	-	291,000
B. Land and Right of Way		-	-	-	-	-	-	-	-
C. Construction	2	2,632,000	-	-	-	3,079,000	-	-	3,079,000
D. Equipment		-	-	-	-	-	-	-	-
E. Administration		-	-	-	-	-	-	-	-
F. Other Costs		-	-	-	-	-	-	-	-
G. Bonding	2	50,000	-	-	-	55,000	-	-	55,000
H. Contingency	2,6	581,000	-	59,000	-	616,000	-	-	675,000
TOTAL		3,532,000	-	350,000	-	3,750,000	-	-	4,100,000
I. Annual Maintenance & Repair									
<div> <div>(1) General Fund</div> <div>(2) Municipal Bonds</div> <div>(3) Private Funding</div> <div>(4) Enterprise Funds</div> <div>(5) State/Federal Aid</div> <div>(6) Other Funding</div> </div>									


PROJECT DETAIL

Project Title: Poquonock Fire Station - Replace Ladder Truck 2									
Department: Safety Services									
Description and Purpose:									
<p>The current ladder truck is a 1997 Pierce vehicle. This vehicle protects the entire town and is located at the Poquonock Firehouse. This vehicle responds to more than 500 calls annually. The vehicle is used for both rescue and firefighting purposes. To maintain both fire protection and ISO standards, this vehicle will need to be replaced with a like vehicle. The replacement vehicle would need to have a reach of 105' in a straight ladder design.</p>									
RECOMMENDED FINANCING									
	Source of Funds	Estimated Cost in Current Dollars	Estimated Expenditures by Fiscal Year						
			FY 2025	FY 2026	FY 2027	FY 2028	FY 2029	FY 2030	Six Year Total
A. Planning and Engineering		-	-	-	-	-	-	-	-
B. Land and Right of Way		-	-	-	-	-	-	-	-
C. Construction		-	-	-	-	-	-	-	-
D. Equipment	1,2,6	1,533,000	-	1,658,000	-	-	-	-	1,658,000
E. Administration		-	-	-	-	-	-	-	-
F. Other Costs	1,2,6	106,000	-	115,000	-	-	-	-	115,000
G. Bonding	1,2,6	25,000	-	30,000	-	-	-	-	30,000
H. Contingency	1,2,6	164,000	-	178,000	-	-	-	-	178,000
TOTAL		1,828,000	-	1,981,000	-	-	-	-	1,981,000
I. Annual Maintenance & Repair									
(1) General Fund		(3) Private Funding	(5) State/Federal Aid						
(2) Municipal Bonds		(4) Enterprise Funds	(6) Other Funding						


PROJECT DETAIL

Project Title: Oliver Ellsworth Gym Floor Replacement									
Department: Board of Education									
Description and Purpose:									
<p>The existing gym floor is a metal bound wood floor originally constructed in 1971. It has been damaged by the ongoing high moisture in the building. It has been repaired several time over the years including a temporary repair during the summer of 2023. Environmental tests have confirmed the presence of asbestos containing material in the underside of the wood and the level of moisture in the concrete slab. This project entails the asbestos abatement, air monitoring for the purpose of the abatement and installation of the new floor.</p>									
									
RECOMMENDED FINANCING									
	Source of Funds	Estimated Cost in Current Dollars	Estimated Expenditures by Fiscal Year						
			FY 2025	FY 2026	FY 2027	FY 2028	FY 2029	FY 2030	Six Year Total
A. Planning and Engineering		-	-	-	-	-	-	-	-
B. Land and Right of Way		-	-	-	-	-	-	-	-
C. Construction	2	218,000	-	236,000	-	-	-	-	236,000
D. Equipment		-	-	-	-	-	-	-	-
E. Administration		-	-	-	-	-	-	-	-
F. Other Costs		-	-	-	-	-	-	-	-
G. Bonding	2	5,000	-	5,000	-	-	-	-	5,000
H. Contingency	2	44,000	-	48,000	-	-	-	-	48,000
TOTAL		267,000	-	289,000	-	-	-	-	289,000
F. Annual Maintenance & Repair			-	-	-	-	-	-	-
<div> <div>(1) General Fund</div> <div>(2) Municipal Bonds</div> </div> <div> <div>(3) Private Funding</div> <div>(4) Enterprise Funds</div> </div> <div> <div>(5) State/Federal Aid</div> <div>(6) Other Funding</div> </div>									


PROJECT DETAIL

Project Title: BOE - LP Wilson Main Hallway Restroom Renovation									
Department: Board of Education									
Description and Purpose:									
<p>The Womens and Mens restrooms are original to the building, 1959. They are not currently code compliant to ADA regulations and existing facility occupancy codes. The work for this project would include; a complete demo of existing area, install new plumbing, electric as required, ceiling, wall and flooring finishes, and new HVAC systems for this area.</p>									
RECOMMENDED FINANCING									
	Source of Funds	Estimated Cost in Current Dollars	Estimated Expenditures by Fiscal Year						
			FY 2025	FY 2026	FY 2027	FY 2028	FY 2029	FY 2030	Six Year Total
A. Planning and Engineering		-	-	-	-	-	-	-	-
B. Land and Right of Way		-	-	-	-	-	-	-	-
C. Construction	2	670,000	-	725,000	-	-	-	-	725,000
D. Equipment		-	-	-	-	-	-	-	-
E. Administration		-	-	-	-	-	-	-	-
F. Other Costs		-	-	-	-	-	-	-	-
G. Bonding	2	10,000	-	10,000	-	-	-	-	10,000
H. Contingency	2	134,000	-	145,000	-	-	-	-	145,000
TOTAL		814,000	-	880,000	-	-	-	-	880,000
F. Annual Maintenance & Repair									-
(1) General Fund		(3) Private Funding	(5) State/Federal Aid						
(2) Municipal Bonds		(4) Enterprise Funds	(6) Other Funding						


PROJECT DETAIL

Project Title: LP Wilson Roof Replacement Project (North End)									
Department: Public Works									
Description and Purpose:									
This project entails the design and construction to replace the roof on the north side of LP Wilson.									
RECOMMENDED FINANCING									
	Source of Funds	Estimated Cost in Current Dollars	Estimated Expenditures by Fiscal Year						
			FY 2025	FY 2026	FY 2027	FY 2028	FY 2029	FY 2030	Six Year Total
A. Planning and Engineering	6	77,000	83,000	-	-	-	-	-	83,000
B. Land and Right of Way		-	-	-	-	-	-	-	-
C. Construction	2	1,756,000	-	1,975,000	-	-	-	-	1,975,000
D. Equipment		-	-	-	-	-	-	-	-
E. Administration		-	-	-	-	-	-	-	-
F. Other Costs.		-	-	-	-	-	-	-	-
G. Bonding	2	25,000	-	30,000	-	-	-	-	30,000
H. Contingency	2,6	367,000	17,000	395,000	-	-	-	-	412,000
TOTAL		2,225,000	100,000	2,400,000	-	-	-	-	2,500,000
F. Annual Maintenance & Repair									
(1) General Fund		(3) Private Funding	(5) State/Federal Aid						
(2) Municipal Bonds		(4) Enterprise Funds	(6) Other Funding						

PROJECT DETAIL

Project Title: Clover Street School Roof Replacement									
Department: Board of Education									
Description and Purpose:									
The existing roofs at Clover Street School were installed in 1995 and 1997. The following roof sections A, B, C, D, F, H, L, M, N, O, and P are made of a Sarnafil thermoplastic membrane type. These roof sections cover all classrooms, hallways, library, and Cafetorium and total 45,500 sq. ft. The warranties have expired on all of these sections. Currently there are minor leaks in section B. This project would include the complete removal of the existing roofs in these areas and the installation of a new type based on the new state school codes.									
RECOMMENDED FINANCING									
	Source of Funds	Estimated Cost in Current Dollars	Estimated Expenditures by Fiscal Year						
			FY 2025	FY 2026	FY 2027	FY 2028	FY 2029	FY 2030	Six Year Total
A. Planning and Engineering		-	-	-	-	-	-	-	-
B. Land and Right of Way		-	-	-	-	-	-	-	-
C. Construction	2,5	1,839,000	-	1,989,000	-	-	-	-	1,989,000
D. Equipment		-	-	-	-	-	-	-	-
E. Administration		-	-	-	-	-	-	-	-
F. Other Costs		-	-	-	-	-	-	-	-
G. Bonding	2,5	35,000	-	35,000	-	-	-	-	35,000
H. Contingency	2,5	368,000	-	398,000	-	-	-	-	398,000
TOTAL		2,242,000	-	2,422,000	-	-	-	-	2,422,000
F. Annual Maintenance & Repair									
(1) General Fund		(3) Private Funding	(5) State/Federal Aid						
(2) Municipal Bonds		(4) Enterprise Funds	(6) Other Funding						

PROJECT DETAIL

Project Title: Town Facility Improvement - Milo Peck HVAC, Electrical, and Energy Improvements									
Department: Facilities									
Description and Purpose:									
<p>Funds are requested for HVAC energy improvements. Major components of the existing heating steam system are original to 1935. The steam boiler was replaced in 1985. One half of the building utilizes steam radiators and through a heat exchanger, the other half is hot water heat. Window air conditioning units are located in every class room and office. This project entails installation of energy efficient heating and cooling systems, high efficiency low condensing boilers, circulating pumps, new heating cooling unit ventilators, unit heaters, variable refrigerant cooling, DDC Controls, and a high efficiency tankless domestic hot water heater. Design will be completed in FY 25 with construction occurring in FY 26.</p>									
RECOMMENDED FINANCING									
	Source of Funds	Estimated Cost in Current Dollars	Estimated Expenditures by Fiscal Year						
			FY 2025	FY 2026	FY 2027	FY 2028	FY 2029	FY 2030	Six Year Total
A. Planning and Engineering	6	96,000	100,000	-	-	-	-	-	100,000
B. Land and Right of Way		-	-	-	-	-	-	-	-
C. Construction	2	3,147,000	-	3,404,000	-	-	-	-	3,404,000
D. Equipment		-	-	-	-	-	-	-	-
E. Administration		-	-	-	-	-	-	-	-
F. Other Costs		-	-	-	-	-	-	-	-
G. Bonding	2	75,000	-	80,000	-	-	-	-	80,000
H. Contingency	2, 6	492,000	20,000	511,000	-	-	-	-	531,000
TOTAL		3,810,000	120,000	3,995,000	-	-	-	-	4,115,000
I. Annual Maintenance & Repair									
(1) General Fund		(3) Private Funding	(5) State/Federal Aid						
(2) Municipal Bonds		(4) Enterprise Funds	(6) Other Funding						

PROJECT DETAIL

Project Title:	Windsor High School HVAC Systems Replacement Project
Department:	Board of Education
Description and Purpose:	<p>The three existing boilers, domestic hot water heating systems and water chillers were installed in 2004. This project contains replacing the three boilers with new high-efficiency gas-fired low-condensing boilers, installing high-efficiency heating hot water systems and high-efficiency water chillers. This project will complete the replacement of the HVAC systems at the High School.</p> <p>Project cost updated to reflect the replacement of 23 RTUs in the summer of 2025.</p>




RECOMMENDED FINANCING

	Source of Funds	Estimated Cost in Current Dollars	Estimated Expenditures by Fiscal Year						
			FY 2025	FY 2026	FY 2027	FY 2028	FY 2029	FY 2030	Six Year Total
A. Planning and Engineering	6	288,000	300,000	-	-	-	-	-	300,000
B. Land and Right of Way		-	-	-	-	-	-	-	-
C. Construction	2	2,700,000	-	2,925,000	-	-	-	-	2,925,000
D. Equipment		-	-	-	-	-	-	-	-
E. Administration		-	-	-	-	-	-	-	-
F. Other Costs		-	-	-	-	-	-	-	-
G. Bonding	2	40,000	-	45,000	-	-	-	-	45,000
H. Contingency	2,6	589,000	50,000	585,000	-	-	-	-	635,000
TOTAL		3,617,000	350,000	3,555,000	-	-	-	-	3,905,000
F. Annual Maintenance & Repair									
(1) General Fund	(3) Private Funding		(5) State/Federal Aid						
(2) Municipal Bonds	(4) Enterprise Funds		(6) Other Funding						


Project Details

Fiscal Year 2027


PROJECT DETAIL

Project Title: Pavement Management Program									
Department: Engineering									
Description and Purpose:									
<p>The Pavement Management Program is a component of the asset management effort for town-owned roadways involving street paving, cold in-place asphalt recycling, thin overlays, microsurfacing, and pavement preventative maintenance (such as crack sealing). The main sources of funding for this work are: the state Local Capital Improvement Program (LoCIP) grant and the General Fund.</p>									
<p>The funding levels listed below assumes a state LoCIP grant amount of \$180,000 in each fiscal year. The level of funding shown below would provide for these major street repair improvements to be performed on streets on a 25-year schedule.</p>									
RECOMMENDED FINANCING									
	Source of Funds	Estimated Cost in Current Dollars	Estimated Expenditures by Fiscal Year						
			FY 2025	FY 2026	FY 2027	FY 2028	FY 2029	FY 2030	Six Year Total
A. Planning and Engineering		-	-	-	-	-	-	-	-
B. Land and Right of Way		-	-	-	-	-	-	-	-
C. Construction	1,5	5,901,000	1,025,000	1,055,000	1,085,000	1,180,000	1,200,000	1,240,000	6,785,000
D. Equipment		-	-	-	-	-	-	-	-
E. Administration		-	-	-	-	-	-	-	-
F. Other Costs		-	-	-	-	-	-	-	-
G. Bonding		-	-	-	-	-	-	-	-
H. Contingency		-	-	-	-	-	-	-	-
TOTAL		5,901,000	1,025,000	1,055,000	1,085,000	1,180,000	1,200,000	1,240,000	6,785,000
I. Annual Maintenance & Repair									
(1) General Fund		(3) Private Funding		(5) State/Federal Aid					
(2) Municipal Bonds		(4) Enterprise Funds		(6) Other Funding					


PROJECT DETAIL

Project Title: Sidewalk & Curb Replacement									
Department: Engineering									
Description and Purpose:									
<p>This recurring CIP project includes the repair of small sections of sidewalk and curbing and the replacement of curb ramps. Funding is used for repairs of small sections and does not include the replacement of large segments of sidewalks encompassing entire blocks of streets nor the installation of new sidewalks. It is anticipated that this work will continue on an annual basis. The town's existing sidewalk network (462,000 linear feet) was valued at \$19.8 million in 2019. With an average re-investment of \$196,000 per year (as shown below) approximately 6,000 linear feet, which is about 1.3% of the total linear feet in the town's network, will be completed each year.</p>									
RECOMMENDED FINANCING									
	Source of Funds	Estimated Cost in Current Dollars	Estimated Expenditures by Fiscal Year						
			FY 2025	FY 2026	FY 2027	FY 2028	FY 2029	FY 2030	Six Year Total
A. Planning and Engineering		-	-	-	-	-	-	-	-
B. Land and Right of Way		-	-	-	-	-	-	-	-
C. Construction	1	1,096,000	150,000	175,000	200,000	245,000	250,000	250,000	1,270,000
D. Equipment		-	-	-	-	-	-	-	-
E. Administration		-	-	-	-	-	-	-	-
F. Other Costs		-	-	-	-	-	-	-	-
G. Bonding		-	-	-	-	-	-	-	-
H. Contingency		-	-	-	-	-	-	-	-
TOTAL		1,096,000	150,000	175,000	200,000	245,000	250,000	250,000	1,270,000
I. Annual Maintenance & Repair									
(1) General Fund		(3) Private Funding		(5) State/Federal Aid					
(2) Municipal Bonds		(4) Enterprise Funds		(6) Other Funding					


PROJECT DETAIL

Project Title: Pavement Resurfacing at Town Facilities and Schools									
Department: Engineering									
Description and Purpose:									
<p>The paved driveways and parking areas at several town facilities and schools are in fair to poor condition. As such, actions need to be taken to improve these pavement areas. These facilities and schools receive many visitors and students every day, including senior citizens. As these pavements deteriorate, they become hazardous and potential liabilities to the town. The driveways and parking areas need to be resurfaced (paved), reclaimed or reconstructed, depending on their condition. Further, drainage improvements need to be undertaken at some sites to deal with standing water and icing.</p>									
RECOMMENDED FINANCING									
	Source of Funds	Estimated Cost in Current Dollars	Estimated Expenditures by Fiscal Year						
			FY 2025	FY 2026	FY 2027	FY 2028	FY 2029	FY 2030	Six Year Total
A. Planning and Engineering		-	-	-	-	-	-	-	-
B. Land and Right of Way		-	-	-	-	-	-	-	-
C. Construction	2	656,000	233,000	-	245,000	-	260,000	-	738,000
D. Equipment		-	-	-	-	-	-	-	-
E. Administration		-	-	-	-	-	-	-	-
F. Other Costs		-	-	-	-	-	-	-	-
G. Bonding	2	15,000	5,000	-	5,000	-	5,000	-	15,000
H. Contingency	2	132,000	47,000	-	49,000	-	52,000	-	148,000
TOTAL		803,000	285,000	-	299,000	-	317,000	-	901,000
I. Annual Maintenance & Repair									
(1) General Fund		(3) Private Funding	(5) State/Federal Aid						
(2) Municipal Bonds		(4) Enterprise Funds	(6) Other Funding						


PROJECT DETAIL

Project Title: River Street - Repair Culvert and Stream Bed									
Department: Public Works / Engineering									
Description and Purpose:									
<p>The culvert carrying a stream under River Street near Strawberry Hill is a large 72 inch asphalt-coated corrugated metal pipe which was installed in the 1970's. It is showing signs of corrosion. Additionally, the pipe is over 50% blocked at the outlet of the culvert. The downstream drainage area has filled with sand/silt over the years, such that the stream is not evident. It is proposed to clear the pipe, line it with polyethylene, and dredge the downstream area to Old River Street.</p>									
RECOMMENDED FINANCING									
	Source of Funds	Estimated Cost in Current Dollars	Estimated Expenditures by Fiscal Year						
			FY 2025	FY 2026	FY 2027	FY 2028	FY 2029	FY 2030	Six Year Total
A. Planning and Engineering	6	47,000	49,000	-	-	-	-	-	49,000
B. Land and Right of Way	6	26,000	27,400	-	-	-	-	-	27,400
C. Construction	2	453,000	-	-	510,100	-	-	-	510,100
D. Equipment		-	-	-	-	-	-	-	-
E. Administration		-	-	-	-	-	-	-	-
F. Other Costs	2	37,000	-	-	41,900	-	-	-	41,900
G. Bonding	2	10,000	-	-	10,000	-	-	-	10,000
H. Contingency	2,6	113,000	16,000	-	111,000	-	-	-	127,000
TOTAL		686,000	92,400	-	673,000	-	-	-	765,400
I. Annual Maintenance & Repair									
(1) General Fund		(3) Private Funding	(5) State/Federal Aid						
(2) Municipal Bonds		(4) Enterprise Funds	(6) Other Funding						


PROJECT DETAIL

Project Title: Millbrook Enhancement Project - Stream Stabilization									
Department: Engineering									
Description and Purpose:									
<p>The Mill Brook Open Space, located at 147 Pigeon Hill Road, was purchased by the Town in 2018. Over the decades, the brook has experienced erosion and scouring of its banks. This project includes dredging and cleaning out of the stream to reduce the possibility of further erosion. The scope will also look at the walking trails that go through the open space.</p>									
RECOMMENDED FINANCING									
	Source of Funds	Estimated Cost in Current Dollars	Estimated Expenditures by Fiscal Year						
			FY 2025	FY 2026	FY 2027	FY 2028	FY 2029	FY 2030	Six Year Total
A. Planning and Engineering		-	-	-	-	-	-	-	-
B. Land and Right of Way		-	-	-	-	-	-	-	-
C. Construction	2	408,000	-	-	459,000	-	-	-	459,000
D. Equipment		-	-	-	-	-	-	-	-
E. Administration		-	-	-	-	-	-	-	-
F. Other Costs		-	-	-	-	-	-	-	-
G. Bonding	2	10,000	-	-	10,000	-	-	-	10,000
H. Contingency	2	82,000	-	-	93,000	-	-	-	93,000
TOTAL		500,000	-	-	562,000	-	-	-	562,000
I. Annual Maintenance & Repair									
(1) General Fund		(3) Private Funding	(5) State/Federal Aid						
(2) Municipal Bonds		(4) Enterprise Funds	(6) Other Funding						


PROJECT DETAIL

Project Title: Pheasant Run Drainage Improvements									
Department: Engineering									
Description and Purpose:									
<p>Pheasant Run, off of Lang Road, has experienced years of flooding due to poor drainage. This proposed project includes a 2" mill and overlay, the addition of curbing and the replacement of catch basin tops. The project also includes the addition of two dry wells to alleviate flooding of the road as well as some tree clearing.</p>									
RECOMMENDED FINANCING									
	Source of Funds	Estimated Cost in Current Dollars	Estimated Expenditures by Fiscal Year						
			FY 2025	FY 2026	FY 2027	FY 2028	FY 2029	FY 2030	Six Year Total
A. Planning and Engineering	2	32,000	-	-	40,000	-	-	-	40,000
B. Land and Right of Way		-	-	-	-	-	-	-	-
C. Construction	2	90,000	-	-	104,000	-	-	-	104,000
D. Equipment		-	-	-	-	-	-	-	-
E. Administration		-	-	-	-	-	-	-	-
F. Other Costs	2	10,000	-	-	12,000	-	-	-	12,000
G. Bonding	2	10,000	-	-	10,000	-	-	-	10,000
H. Contingency	2	22,000	-	-	30,000	-	-	-	30,000
TOTAL		164,000	-	-	196,000	-	-	-	196,000
I. Annual Maintenance & Repair									
(1) General Fund	(3) Private Funding		(5) State/Federal Aid						
(2) Municipal Bonds	(4) Enterprise Funds		(6) Other Funding						


PROJECT DETAIL

Project Title: Fleet and Public Works Equipment Replacement									
Department: Public Works									
Description and Purpose:									
<p>The purpose of this request is to replace town fleet vehicles and large Public Works equipment that have outlived their useful lives. Such Public Works vehicles typically have a useful life of 12-15 years. A vehicle and equipment replacement schedule has been developed. This includes dump trucks/snow plows and payloaders. The large vehicles and equipment planned for replacement are/will be from 17 to 30 years old when replaced. In addition, smaller vehicles to meet the needs of other departments will also be acquired to replace older cars and other vehicles.</p>									
RECOMMENDED FINANCING									
	Source of Funds	Estimated Cost in Current Dollars	Estimated Expenditures by Fiscal Year						
			FY 2025	FY 2026	FY 2027	FY 2028	FY 2029	FY 2030	Six Year Total
A. Planning and Engineering		-	-	-	-	-	-	-	-
B. Land and Right of Way		-	-	-	-	-	-	-	-
C. Construction		-	-	-	-	-	-	-	-
D. Equipment	1	4,462,000	814,000	850,000	850,000	850,000	875,000	875,000	5,114,000
E. Administration		-	-	-	-	-	-	-	-
F. Other Costs		-	-	-	-	-	-	-	-
G. Bonding		-	-	-	-	-	-	-	-
H. Contingency		-	-	-	-	-	-	-	-
TOTAL		4,462,000	814,000	850,000	850,000	850,000	875,000	875,000	5,114,000
I. Annual Maintenance & Repair									
(1) General Fund		(3) Private Funding	(5) State/Federal Aid						
(2) Municipal Bonds		(4) Enterprise Funds	(6) Other Funding						

PROJECT DETAIL

Project Title: Windsor Main Library HVAC Roof Top Replacement									
Department: Public Works									
Description and Purpose:									
<p>These units were installed in 2005 and are approaching their end of life cycle. These two 20 ton units use refrigerant R-22, which for environmental reasons, is no longer produced, which adds costs to repairs. This project would entail removing the existing units, installing adapt curbs, and new units of same capacity. Reconnect electrical, piping, and control wiring.</p>									
									
RECOMMENDED FINANCING									
	Source of Funds	Estimated Cost in Current Dollars	Estimated Expenditures by Fiscal Year						
			FY 2025	FY 2026	FY 2027	FY 2028	FY 2029	FY 2030	Six Year Total
A. Planning and Engineering	6	28,000	-	30,000	-	-	-	-	30,000
B. Land and Right of Way		-	-	-	-	-	-	-	-
C. Construction	2	341,000	-	-	384,000	-	-	-	384,000
D. Equipment		-	-	-	-	-	-	-	-
E. Administration		-	-	-	-	-	-	-	-
F. Other Costs		-	-	-	-	-	-	-	-
G. Bonding	2	5,000	-	-	5,000	-	-	-	5,000
H. Contingency	2	74,000	-	-	77,000	-	-	-	77,000
TOTAL		448,000	-	30,000	466,000	-	-	-	496,000
F. Annual Maintenance & Repair									
<div> <div>(1) General Fund</div> <div>(2) Municipal Bonds</div> <div>(3) Private Funding</div> <div>(4) Enterprise Funds</div> <div>(5) State/Federal Aid</div> <div>(6) Other Funding</div> </div>									


PROJECT DETAIL

<p>Project Title: Wilson Branch Library Roof Top Units Replacement Project</p> <p>Department: Public Works</p> <p>Description and Purpose:</p> <p>The existing roof top units at Wilson Branch Library were installed in 2010. These two five ton units are approaching the end of their life cycle. These are water source geothermal heat pumps connected to geothermal wells. The wells would also need to be tested for their service as well.</p>	
--	---


RECOMMENDED FINANCING

	Source of Funds	Estimated Cost in Current Dollars	Estimated Expenditures by Fiscal Year						
			FY 2025	FY 2026	FY 2027	FY 2028	FY 2029	FY 2030	Six Year Total
A. Planning and Engineering	1	28,000	-	30,000	-	-	-	-	30,000
B. Land and Right of Way		-	-	-	-	-	-	-	-
C. Construction	1	178,000	-	-	200,000	-	-	-	200,000
D. Equipment		-	-	-	-	-	-	-	-
E. Administration		-	-	-	-	-	-	-	-
F. Other Costs		-	-	-	-	-	-	-	-
G. Bonding		-	-	-	-	-	-	-	-
H. Contingency	1	15,000	-	-	40,000	-	-	-	40,000
TOTAL		221,000	-	30,000	240,000	-	-	-	270,000
F. Annual Maintenance & Repair				500	500	1000	1000	1000	4000
(1) General Fund			(3) Private Funding			(5) State/Federal Aid			
(2) Municipal Bonds			(4) Enterprise Funds			(6) Other Funding			

PROJECT DETAIL

Project Title: Poquonock Firehouse HVAC Replacement									
Department: Public Works									
Description and Purpose:									
<p>The Poquonock Firehouse HVAC systems were replaced in 1996. Currently the HVAC equipment is 17 years old. The annual operation costs to keep equipment operating is increasing each year. Replacing this existing equipment with high-efficiency equipment will lower operating costs. All HVAC controls will be replaced with Automated Logic DDC controls. There will be the replacement of two roof top units-one ten ton and one five ton-to variable speed high efficiency models, HVAC system design costs, and the replacements of five zone dampers with variable air volume boxes.</p>									
RECOMMENDED FINANCING									
	Source of Funds	Estimated Cost in Current Dollars	Estimated Expenditures by Fiscal Year						
			FY 2025	FY 2026	FY 2027	FY 2028	FY 2029	FY 2030	Six Year Total
A. Planning and Engineering	6	38,000.00	-	-	43,000	-	-	-	43,000
B. Land and Right of Way		-	-	-	-	-	-	-	-
C. Construction	1,3	574,000.00	-	-	-	672,000	-	-	672,000
D. Equipment		-	-	-	-	-	-	-	-
E. Administration		-	-	-	-	-	-	-	-
F. Other Costs		-	-	-	-	-	-	-	-
G. Bonding		-	-	-	-	-	-	-	-
H. Contingency	1,3,6	63,000.00	-	-	5,000	68,000	-	-	73,000
TOTAL		675,000	-	-	48,000	740,000	-	-	788,000
F. Annual Maintenance & Repair				500	500	500	500	500	2500
(1) General Fund		(3) Private Funding	(5) State/Federal Aid						
(2) Municipal Bonds		(4) Enterprise Funds	(6) Other Funding						

PROJECT DETAIL

Project Title: LP Wilson HVAC Energy Efficiency Improvements and Replacement Project									
Department: Town of Windsor									
Description and Purpose:									
The majority of HVAC equipment is original to the building circa 1957. Existing air handlers are heating only and they do not provide per codes adequate ventilation on town and BOE sides of building. Phase two includes installation of Variable Refrigerant Flow electric heat pumps, replacement of fin tube radiation, roof exhaust fans, all HVAC equipment on north side of building to be controlled by DDC Controls. The flooring in center core will be abated and replaced. Due to this projects scope size and complexities, it will be completed in four phases. Design completed in FY22.									
Phase I- FY23 North side									
Phase II- FY24 North side									
Phase III- FY25 South side									
Phase IV- FY26 South side									
RECOMMENDED FINANCING									
	Source of Funds	Estimated Cost in Current Dollars	Estimated Expenditures by Fiscal Year						
			FY 2025	FY 2026	FY 2027	FY 2028	FY 2029	FY 2030	Six Year Total
A. Planning and Engineering	2	59,000	20,000	24,000	20,000	-	-	-	64,000
B. Land and Right of Way		-	-	-	-	-	-	-	-
C. Construction	2	4,384,000	775,000	2,080,000	1,930,000	-	-	-	4,785,000
D. Equipment		-	-	-	-	-	-	-	-
E. Administration		-	-	-	-	-	-	-	-
F. Other Costs		-	-	-	-	-	-	-	-
G. Bonding	2	65,000	10,000	30,000	30,000	-	-	-	70,000
H. Contingency	2	889,000	160,000	421,000	390,000	-	-	-	971,000
TOTAL		5,397,000	965,000	2,555,000	2,370,000	-	-	-	5,890,000
F. Annual Maintenance & Repair									
(1) General Fund		(3) Private Funding	(5) State/Federal Aid						
(2) Municipal Bonds		(4) Enterprise Funds	(6) Other Funding						

PROJECT DETAIL

Project Title: **Day Hill Road Pedestrian Circulation Enhancements (Old Day Hill Road)**

Department: **Engineering**

Description and Purpose:

This project provides joggers, walkers, and bikers with a safe pedestrian travel route and safe places to wait for public transportation. This system will especially be needed as traffic increases at this busy arterial road. The sidewalk system will make the main office/industrial/corporate area more attractive for high quality economic development and will be a great amenity for nearby neighborhoods.


The plan provides for a 10-foot wide multi-use path along Day Hill Road with 5-foot concrete sidewalks along adjacent intersecting roadways. The proposed section on Old Day Hill Road extends from Northfield Drive to Day Hill Road.




RECOMMENDED FINANCING

	Source of Funds	Estimated Cost in Current Dollars	Estimated Expenditures by Fiscal Year						
			FY 2025	FY 2026	FY 2027	FY 2028	FY 2029	FY 2030	Six Year Total
A. Planning and Engineering	2,6	44,000	-	-	22,000	-	-	30,500	52,500
B. Land and Right of Way		-	-	-	-	-	-	-	-
C. Construction	2	222,000	-	-	-	-	-	281,000	281,000
D. Equipment		-	-	-	-	-	-	-	-
E. Administration		-	-	-	-	-	-	-	-
F. Other Costs		-	-	-	-	-	-	-	-
G. Bonding	2	5,000	-	-	-	-	-	5,000	5,000
H. Contingency	2,6	53,000	-	-	4,000	-	-	62,000	66,000
TOTAL		324,000	-	-	26,000	-	-	378,500	404,500
I. Annual Maintenance & Repair									
(1) General Fund	(3) Private Funding		(5) State/Federal Aid						
(2) Municipal Bonds	(4) Enterprise Funds		(6) Other Funding						


PROJECT DETAIL

Project Title: Day Hill Road Pedestrian Circulation Enhancements (Marshall Phelps Road from Day Hill Road - Orange Way)									
Department: Engineering									
Description and Purpose:									
<p>This project provides joggers, walkers, and bikers with a safe pedestrian travel route and safe places to wait for public transportation. This system will especially be needed as traffic increases at this busy arterial road. The sidewalk system will make the main office/industrial/corporate area more attractive for high quality economic development and will be a great amenity for nearby neighborhoods.</p> <p>The plan provides for a 10-foot wide multi-use path along Day Hill Road with 5-foot concrete sidewalks along adjacent intersecting roadways. The proposed section on Marshall Phelps Road extends from Day Hill Road to Orange Way.</p>									
RECOMMENDED FINANCING									
	Source of Funds	Estimated Cost in Current Dollars	Estimated Expenditures by Fiscal Year						
			FY 2025	FY 2026	FY 2027	FY 2028	FY 2029	FY 2030	Six Year Total
A. Planning and Engineering		-	-	-	-	-	-	-	-
B. Land and Right of Way		-	-	-	-	-	-	-	-
C. Construction	6	206,000	-	-	231,500	-	-	-	231,500
D. Equipment		-	-	-	-	-	-	-	-
E. Administration		-	-	-	-	-	-	-	-
F. Other Costs		-	-	-	-	-	-	-	-
G. Bonding	6	5,000	-	-	5,000	-	-	-	5,000
H. Contingency	6	41,000	-	-	46,000	-	-	-	46,000
TOTAL		252,000	-	-	282,500	-	-	-	282,500
I. Annual Maintenance & Repair									
(1) General Fund			(3) Private Funding			(5) State/Federal Aid			
(2) Municipal Bonds			(4) Enterprise Funds			(6) Other Funding			

PROJECT DETAIL

Project Title: Basswood Rd Reconstruction									
Department: Engineering / Public Works									
Description and Purpose:									
Basswood Road is an old oiled road with many defects. The road is important as it provides emergency access to the Hayden Station Firehouse, located at the corner of Pond Rd and Basswood Road. The proposed CIP project includes full-depth roadway reconstruction from the intersection with Kennedy Road extending west to the intersection with Macktown Road. The project includes improvements to the drainage system as well as the installation of new sidewalk and street lighting.									
RECOMMENDED FINANCING									
	Source of Funds	Estimated Cost in Current Dollars	Estimated Expenditures by Fiscal Year						
			FY 2025	FY 2026	FY 2027	FY 2028	FY 2029	FY 2030	Six Year Total
A. Planning and Engineering	2	155,000	-	-	174,000	-	-	-	174,000
B. Land and Right of Way		-	-	-	-	-	-	-	-
C. Construction	2	1,498,000	-	-	-	1,752,000	-	-	1,752,000
D. Equipment		-	-	-	-	-	-	-	-
E. Administration		-	-	-	-	-	-	-	-
F. Other Costs		-	-	-	-	-	-	-	-
G. Bonding	2	40,000	-	-	5,000	40,000	-	-	45,000
H. Contingency	2	331,000	-	-	35,000	351,000	-	-	386,000
TOTAL		2,024,000	-	-	214,000	2,143,000	-	-	2,357,000
I. Annual Maintenance & Repair		26,800							
(1) General Fund		(3) Private Funding	(5) State/Federal Aid						
(2) Municipal Bonds		(4) Enterprise Funds	(6) Other Funding						

PROJECT DETAIL

Project Title: River Street Rehabilitation (Kennedy Rd. - Old River St.)									
Department: Engineering									
Description and Purpose:									
<p>This project is proposed to address pavement condition concerns that may not be addressed with the total roadway reconstruction project for this section which has been proposed in the CIP for several years. The current cost estimated for the roadway reconstruction with pedestrian improvements is \$2 million. The proposed reduced scope project includes the milling and overlaying of 4" of pavement with the installation of curbing where appropriate. Pedestrian safety improvements would need to be addressed at a later date when additional funding is available.</p>									
RECOMMENDED FINANCING									
	Source of Funds	Estimated Cost in Current Dollars	Estimated Expenditures by Fiscal Year						
			FY 2025	FY 2026	FY 2027	FY 2028	FY 2029	FY2030	Six Year Total
A. Planning and Engineering	1	78,000	-	-	88,000	-	-	-	88,000
B. Land and Right of Way		-	-	-	-	-	-	-	-
C. Construction	2	774,000	-	-	-	905,000	-	-	905,000
D. Equipment		-	-	-	-	-	-	-	-
E. Administration	2	8,000	-	-	-	9,000	-	-	9,000
F. Other Costs		-	-	-	-	-	-	-	-
G. Bonding	2	15,000	-	-	-	15,000	-	-	15,000
H. Contingency	1,2	172,000	-	-	18,000	183,000	-	-	201,000
TOTAL		1,047,000	-	-	106,000	1,112,000	-	-	1,218,000
I. Annual Maintenance & Repair		13,700							
(1) General Fund		(3) Private Funding	(5) State/Federal Aid						
(2) Municipal Bonds		(4) Enterprise Funds	(6) Other Funding						

PROJECT DETAIL


Project Title:	Palisado Avenue Corridor Improvements and Wall Repairs
Department:	Planning / Engineering
Description and Purpose:	<p>The wall supporting the sidewalk beneath the Amtrak bridge on Palisado Avenue is deteriorating and sections have shifted over the last few years. Although the wall is located within the state's right-of-way, the wall supports the town's sidewalk and is therefore the responsibility of the town to repair.</p> <p>This project includes repairing the remaining unimproved sections of the wall in the short term, at a later time resurfacing the wall face, as well as new sidewalk and fencing (top and lower level).</p> <p>The driveway to the Windsor Center Plaza driveway will be closed upon the construction of the approved development.</p>




RECOMMENDED FINANCING

	Source of Funds	Estimated Cost in Current Dollars	Estimated Expenditures by Fiscal Year						
			FY 2025	FY 2026	FY 2027	FY 2028	FY 2029	FY 2030	Six Year Total
A. Planning and Engineering	2	60,000	-	-	68,000	-	-	-	68,000
B. Land and Right of Way		-	-	-	-	-	-	-	-
C. Construction		573,000	-	-	645,000	-	-	-	645,000
D. Equipment		-	-	-	-	-	-	-	-
E. Administration		-	-	-	-	-	-	-	-
F. Other Costs		78,000	-	-	88,000	-	-	-	88,000
G. Bonding		15,000	-	-	15,000	-	-	-	15,000
H. Contingency		72,000	-	-	81,000	-	-	-	81,000
TOTAL		798,000	-	-	897,000	-	-	-	897,000
I. Annual Maintenance & Repair									
(1) General Fund		(3) Private Funding			(5) State/Federal Aid				
(2) Municipal Bonds		(4) Enterprise Funds			(6) Other Funding				


PROJECT DETAIL

Project Title: Riverfront Trail Project - East Barber St to Windsor Centers - Phase 1 (East Barber St to Loomis)									
Department: Engineering									
Description and Purpose:									
<p>The construction of this trail from East Barber Street to Meadow Road will be part of a system that would connect the Charter Oak Greenway crossing and the Connecticut River. In partnership with Riverfront Recapture, the town received a grant in 2021 to construct the section of trail from Meadow Road to a future Riverfront Recapture trail along the river. The proposed trail will be approximately 14,000 feet in length and be constructed of bituminous concrete 10 feet in width. It will traverse property owned by the Town of Windsor, the State of Connecticut, the Loomis Chaffee School, and three private owners. The operation of this trail will increase bike-to-work opportunities between Windsor and Hartford and provide walkers and joggers with access along the picturesque Connecticut River.</p> <p>FY22 began design efforts through Preliminary Design for the trail between East Barber Street and Windsor Center with the intent to apply for grants in the future.</p> <p>Unscheduled work is valued at approximately \$3.1 million.</p>									
RECOMMENDED FINANCING									
	Source of Funds	Estimated Cost in Current Dollars	Estimated Expenditures by Fiscal Year						
			FY 2025	FY 2026	FY 2027	FY 2028	FY 2029	FY 2030	Six Year Total
A. Planning and Engineering		-	-	-	-	-	-	-	-
B. Land and Right of Way		-	-	-	-	-	-	-	-
C. Construction	2,6	836,000	-	-	941,000	-	-	-	941,000
D. Equipment		-	-	-	-	-	-	-	-
E. Administration		-	-	-	-	-	-	-	-
F. Other Costs	2,6	84,000	-	-	94,000	-	-	-	94,000
G. Bonding		-	-	-	-	-	-	-	-
H. Contingency	2,6	184,000	-	-	207,000	-	-	-	207,000
TOTAL		1,104,000	-	-	1,242,000	-	-	-	1,242,000
I. Annual Maintenance & Repair									
(1) General Fund			(3) Private Funding			(5) State/Federal Aid			
(2) Municipal Bonds			(4) Enterprise Funds			(6) Other Funding			


PROJECT DETAIL

Project Title: Sage Park Tennis/Pickleball Court Reconstruction									
Department: Recreation and Leisure Services / Engineering									
Description and Purpose:									
<p>This project calls for the reconstruction of five (5) new tennis/pickleball courts and fencing at Sage Park Middle School. The current courts show signs of deterioration and are near or at the end of life. The surrounding chain link fencing shows signs of rusting and curling of the mesh chain link fabric. This project will reconstruct the courts in a similar design-build method as the high school and LP Wilson courts, which were successfully reconstructed in 2020 and 2023.</p> <p>The existing courts will be removed and replaced with a post-tension concrete foundation. New netting posts, perimeter chain link fencing and gates, and sound screens will be installed. The courts will be striped for tennis and pickleball.</p>									
RECOMMENDED FINANCING									
	Source of Funds	Estimated Cost in Current Dollars	Estimated Expenditures by Fiscal Year						
			FY 2025	FY 2026	FY 2027	FY 2028	FY 2029	FY 2030	Six Year Total
A. Planning and Engineering	1	56,000	-	-	58,000	-	-	-	58,000
B. Land and Right of Way		-	-	-	-	-	-	-	-
C. Construction	2	855,000	-	-	903,000	-	-	-	903,000
D. Equipment		-	-	-	-	-	-	-	-
E. Administration		-	-	-	-	-	-	-	-
F. Other Costs		-	-	-	-	-	-	-	-
G. Bonding	2	14,000	-	-	15,000	-	-	-	15,000
H. Contingency	2	182,000	-	-	192,000	-	-	-	192,000
TOTAL		1,107,000	-	-	1,168,000	-	-	-	1,168,000
I. Annual Maintenance & Repair									
(1) General Fund		(3) Private Funding	(5) State/Federal Aid						
(2) Municipal Bonds		(4) Enterprise Funds	(6) Other Funding						


PROJECT DETAIL

Project Title: Athletic Field Master Plan - Welch Park Improvements									
Department: Recreation and Leisure Services / Engineering									
Description and Purpose:									
<p>In 2013, the Town of Windsor completed an Athletic Field Master Plan of town-wide field facilities that was subsequently accepted and approved by Town Council. The Master Plan recommended necessary improvements to various athletic fields in town. The recommendation provided a multi-year phased approach. This project phase includes improvements at Welch Park including replacing bleachers and providing handicapped accessibility, regrading clay infields, repair of pathways, and adding handicap parking.</p>									
RECOMMENDED FINANCING									
	Source of Funds	Estimated Cost in Current Dollars	Estimated Expenditures by Fiscal Year						
			FY 2025	FY 2026	FY 2027	FY 2028	FY 2029	FY 2030	Six Year Total
A. Planning and Engineering	2, 6	31,000	-	-	35,000	-	-	-	35,000
B. Land and Right of Way		-	-	-	-	-	-	-	-
C. Construction	2, 6	218,000	-	-	245,000	-	-	-	245,000
D. Equipment		-	-	-	-	-	-	-	-
E. Administration		-	-	-	-	-	-	-	-
F. Other Costs		-	-	-	-	-	-	-	-
G. Bonding	2	5,000	-	-	5,000	-	-	-	5,000
H. Contingency	2, 6	50,000	-	-	56,000	-	-	-	56,000
TOTAL		304,000	-	-	341,000	-	-	-	341,000
I. Annual Maintenance & Repair									
(1) General Fund		(3) Private Funding	(5) State/Federal Aid						
(2) Municipal Bonds		(4) Enterprise Funds	(6) Other Funding						


PROJECT DETAIL

Project Title: Public Safety Equipment Fund									
Department: Public Safety									
Description and Purpose:									
<p>The town has multiple public safety related capital assets. They include fire stations, the public safety complex, fire apparatus, police vehicles as well as the emergency radio communication system. This project allocates "pay as you go" funding versus long-term borrowing. The amounts reflected are placed in a reserve fund for future use to offset large scale borrowing.</p>									
RECOMMENDED FINANCING									
	Source of Funds	Estimated Cost in Current Dollars	Estimated Expenditures by Fiscal Year						
			FY 2025	FY 2026	FY 2027	FY 2028	FY 2029	FY 2030	Six Year Total
A. Planning and Engineering		-	-	-	-	-	-	-	-
B. Land and Right of Way		-	-	-	-	-	-	-	-
C. Construction		-	-	-	-	-	-	-	-
D. Equipment		-	-	-	-	-	-	-	-
E. Administration		-	-	-	-	-	-	-	-
F. Other Costs		-	-	-	-	-	-	-	-
G. Bonding		-	-	-	-	-	-	-	-
H. Contingency	1	1,530,000	-	-	287,000	360,000	600,000	600,000	1,847,000
TOTAL		1,530,000	-	-	287,000	360,000	600,000	600,000	1,847,000
I. Annual Maintenance & Repair									
(1) General Fund		(3) Private Funding	(5) State/Federal Aid						
(2) Municipal Bonds		(4) Enterprise Funds	(6) Other Funding						


PROJECT DETAIL

Project Title: Hayden Station - Utility / Mobile Cascade Vehicle									
Department: Safety Services									
Description and Purpose:									
<p>The Fire Department currently uses a 2000 Ford F-500 as utility vehicle assigned to the Hayden Station Fire House. Mounted in this vehicle is a SCBA tank filling station that would also be replaced with this purchase. Possible change of concept to a trailer cascade system. Chassis \$60,000, Box \$35,000, trailer style cascade system \$135,000-\$200,000</p>									
RECOMMENDED FINANCING									
	Source of Funds	Estimated Cost in Current Dollars	Estimated Expenditures by Fiscal Year						
			FY 2025	FY 2026	FY 2027	FY 2028	FY 2029	FY 2030	Six Year Total
A. Planning and Engineering		-	-	-	-	-	-	-	-
B. Land and Right of Way		-	-	-	-	-	-	-	-
C. Construction		-	-	-	-	-	-	-	-
D. Equipment	2	230,000	-	-	250,000	-	-	-	250,000
E. Administration		-	-	-	-	-	-	-	-
F. Other Costs	2	25,000	-	-	30,000	-	-	-	30,000
G. Bonding	2	5,000	-	-	5,000	-	-	-	5,000
H. Contingency	2	26,000	-	-	28,000	-	-	-	28,000
TOTAL		286,000	-	-	313,000	-	-	-	313,000
I. Annual Maintenance & Repair									
(1) General Fund		(3) Private Funding	(5) State/Federal Aid						
(2) Municipal Bonds		(4) Enterprise Funds	(6) Other Funding						

PROJECT DETAIL

Project Title: Additional Fire Hydrants									
Department: Fire Department / Public Safety									
Description and Purpose:									
<p>Fire hydrants are key to the fire protection of the citizens and buildings throughout the town of Windsor. During the 1970's and 1980's efforts were made to place fire hydrants a maximum of 500 feet from any structure in town. As new developments (both commercial and residential) were created in town, the responsibility of installing these hydrants was the developer's. At the same time, installation of hydrants in the older areas of town was accomplished from town funding. As other priorities occurred in the budgeting process, the funding of these hydrants was eliminated. We feel it is prudent now to fund the installation of new additional hydrants in the next several years to ensure proper fire protection throughout town. The cost of installing a new hydrant by the MDC is currently \$15,0000. There have been a total of 80 desired new hydrant locations identified at this time.</p>									
RECOMMENDED FINANCING									
	Source of Funds	Estimated Cost in Current Dollars	Estimated Expenditures by Fiscal Year						
			FY 2025	FY 2026	FY 2027	FY 2028	FY 2029	FY 2030	Six Year Total
A. Planning and Engineering		-	-	-	-	-	-	-	-
B. Land and Right of Way		-	-	-	-	-	-	-	-
C. Construction	2,6	384,000.00	-	-	225,000	-	-	232,500	457,500
D. Equipment		-	-	-	-	-	-	-	-
E. Administration		-	-	-	-	-	-	-	-
F. Other Costs		-	-	-	-	-	-	-	-
G. Bonding	2,6	10,000.00	-	-	5,000	-	-	5,000	10,000
H. Contingency	2,6	77,000.00	-	-	45,000	-	-	47,000	92,000
TOTAL		471,000	-	-	275,000	-	-	284,500	559,500
I. Annual Maintenance & Repair									
(1) General Fund		(3) Private Funding	(5) State/Federal Aid						
(2) Municipal Bonds		(4) Enterprise Funds	(6) Other Funding						

PROJECT DETAIL

Project Title: Poquonock School Ventilation Upgrade									
Department: Board of Education									
Description and Purpose:									
<p>The building's current ventilation equipment dates to the original building construction in 1947 and the two subsequent additions in the years 1958 and 1987. Due to budget constraints the ventilation system portion of the H.V.A.C. upgrade project which took place in 2019 was removed and has not been completed. This project entails the design and construction of a ventilation system for the entire building including all academic and non-academic areas.</p>									
RECOMMENDED FINANCING									
	Source of Funds	Estimated Cost in Current Dollars	Estimated Expenditures by Fiscal Year						
			FY 2025	FY 2026	FY 2027	FY 2028	FY 2029	FY 2030	Six Year Total
A. Planning and Engineering	1	107,000	-	-	120,000	-	-	-	120,000
B. Land and Right of Way		-	-	-	-	-	-	-	-
C. Construction	2	2,371,000	-	-	-	-	-	3,000,000	3,000,000
D. Equipment		-	-	-	-	-	-	-	-
E. Administration		-	-	-	-	-	-	-	-
F. Other Costs		-	-	-	-	-	-	-	-
G. Bonding	2	55,000	-	-	-	-	-	70,000	70,000
H. Contingency	1, 2	496,000	-	-	24,000	-	-	600,000	624,000
TOTAL		3,029,000	-	-	144,000	-	-	3,670,000	3,814,000
I. Annual Maintenance & Repair									
(1) General Fund		(3) Private Funding	(5) State/Federal Aid						
(2) Municipal Bonds		(4) Enterprise Funds	(6) Other Funding						

PROJECT DETAIL

Project Title: **School Windows Replacement**

Department: **Board of Education**

Description and Purpose:


The windows at many of the schools throughout the district are constructed of the old single pane glass, which are not energy efficient and are at the end of their life expectancy. Replacing these windows would not only reduce overall energy costs, but in some cases prevent water seepage that could ultimately contribute to indoor air quality issues. In FY17, the Board of Education replaced the windows at Poquonock School under the General Improvements to Alliance Districts School Buildings grant. The next two schools to be addressed would be Oliver Ellsworth School followed by Kennedy School.




RECOMMENDED FINANCING

	Source of Funds	Estimated Cost in Current Dollars	Estimated Expenditures by Fiscal Year						
			FY 2025	FY 2026	FY 2027	FY 2028	FY 2029	FY 2030	Six Year Total
A. Planning and Engineering	1	79,000	-	-	92,000	-	-	-	92,000
B. Land and Right of Way		-	-	-	-	-	-	-	-
C. Construction	2	790,000	-	-	-	961,000	-	-	961,000
D. Equipment		-	-	-	-	-	-	-	-
E. Administration		-	-	-	-	-	-	-	-
F. Other Costs		-	-	-	-	-	-	-	-
G. Bonding	2	15,000	-	-	-	15,000	-	-	15,000
H. Contingency	1,2	174,000	-	-	10,000	97,000	-	-	107,000
TOTAL		1,058,000	-	-	102,000	1,073,000	-	-	1,175,000
I. Annual Maintenance & Repair									
(1) General Fund	(3) Private Funding		(5) State/Federal Aid						
(2) Municipal Bonds	(4) Enterprise Funds		(6) Other Funding						

PROJECT DETAIL

Project Title: LP Wilson Window Replacement									
Department: Public Works									
Description and Purpose:									
<p>This project entails the design for replacing existing windows in phases. Sections of the building will be prioritized for replacement windows. Hallway and windows facing north and west will be priority. This is for design only. Existing window caulking has been tested for and contains PCB's. The architect approved to design this project will also provide cost estimates for each phase of construction.</p>									
RECOMMENDED FINANCING									
	Source of Funds	Estimated Cost in Current Dollars	Estimated Expenditures by Fiscal Year						
			FY 2025	FY 2026	FY 2027	FY 2028	FY 2029	FY 2030	Six Year Total
A. Planning and Engineering	6	48,000.00	-	-	54,000	-	-	-	54,000
B. Land and Right of Way		-	-	-	-	-	-	-	-
C. Construction		-	-	-	-	-	-	-	-
D. Equipment		-	-	-	-	-	-	-	-
E. Administration		-	-	-	-	-	-	-	-
F. Other Costs.		-	-	-	-	-	-	-	-
G. Bonding		-	-	-	-	-	-	-	-
H. Contingency	6	5,000.00	-	-	6,000	-	-	-	6,000
TOTAL		53,000	-	-	60,000	-	-	-	60,000
F. Annual Maintenance & Repair									
(1) General Fund		(3) Private Funding	(5) State/Federal Aid						
(2) Municipal Bonds		(4) Enterprise Funds	(6) Other Funding						


PROJECT DETAIL

Project Title: BOE - Windsor High School - Roof Replacement									
Department: Board of Education									
Description and Purpose:									
<p>The existing roofs at Windsor High School were installed in 1995 and 2003. On many of the roof sections, the granules on the granulated cap sheets are washing off causing the system to lose its UV protection. This is allowing UV degradation with alligating and cracking developing on the roof. Blisters and ridges are also forming which indicates that moisture and air may be infiltrating the roof system. The new roof will have a 25 year warranty.</p>									
RECOMMENDED FINANCING									
	Source of Funds	Estimated Cost in Current Dollars	Estimated Expenditures by Fiscal Year						
			FY 2025	FY 2026	FY 2027	FY 2028	FY 2029	FY 2030	Six Year Total
A. Planning and Engineering	1	204,000	221,000	-	-	-	-	-	221,000
B. Land and Right of Way		-	-	-	-	-	-	-	-
C. Construction	2	6,968,000	-	-	8,152,000	-	-	-	8,152,000
D. Equipment		-	-	-	-	-	-	-	-
E. Administration		-	-	-	-	-	-	-	-
F. Other Costs		-	-	-	-	-	-	-	-
G. Bonding	1, 2	110,000	5,000	-	120,000	-	-	-	125,000
H. Contingency	1, 2	1,434,000	44,000	-	1,630,000	-	-	-	1,674,000
TOTAL		8,716,000	270,000	-	9,902,000	-	-	-	10,172,000
I. Annual Maintenance & Repair									
(1) General Fund		(3) Private Funding		(5) State/Federal Aid					
(2) Municipal Bonds		(4) Enterprise Funds		(6) Other Funding					


Project Details

Fiscal Year 2028


PROJECT DETAIL

Project Title: Pavement Management Program									
Department: Engineering									
Description and Purpose:									
<p>The Pavement Management Program is a component of the asset management effort for town-owned roadways involving street paving, cold in-place asphalt recycling, thin overlays, microsurfacing, and pavement preventative maintenance (such as crack sealing). The main sources of funding for this work are: the state Local Capital Improvement Program (LoCIP) grant and the General Fund.</p> <p>The funding levels listed below assumes a state LoCIP grant amount of \$180,000 in each fiscal year. The level of funding shown below would provide for these major street repair improvements to be performed on streets on a 25-year schedule.</p>									
RECOMMENDED FINANCING									
	Source of Funds	Estimated Cost in Current Dollars	Estimated Expenditures by Fiscal Year						
			FY 2025	FY 2026	FY 2027	FY 2028	FY 2029	FY 2030	Six Year Total
A. Planning and Engineering		-	-	-	-	-	-	-	-
B. Land and Right of Way		-	-	-	-	-	-	-	-
C. Construction	1,5	5,901,000	1,025,000	1,055,000	1,085,000	1,180,000	1,200,000	1,240,000	6,785,000
D. Equipment		-	-	-	-	-	-	-	-
E. Administration		-	-	-	-	-	-	-	-
F. Other Costs		-	-	-	-	-	-	-	-
G. Bonding		-	-	-	-	-	-	-	-
H. Contingency		-	-	-	-	-	-	-	-
TOTAL		5,901,000	1,025,000	1,055,000	1,085,000	1,180,000	1,200,000	1,240,000	6,785,000
I. Annual Maintenance & Repair									
(1) General Fund		(3) Private Funding			(5) State/Federal Aid				
(2) Municipal Bonds		(4) Enterprise Funds			(6) Other Funding				


PROJECT DETAIL

Project Title: Sidewalk & Curb Replacement									
Department: Engineering									
Description and Purpose:									
<p>This recurring CIP project includes the repair of small sections of sidewalk and curbing and the replacement of curb ramps. Funding is used for repairs of small sections and does not include the replacement of large segments of sidewalks encompassing entire blocks of streets nor the installation of new sidewalks. It is anticipated that this work will continue on an annual basis. The town's existing sidewalk network (462,000 linear feet) was valued at \$19.8 million in 2019. With an average re-investment of \$196,000 per year (as shown below) approximately 6,000 linear feet, which is about 1.3% of the total linear feet in the town's network, will be completed each year.</p>									
RECOMMENDED FINANCING									
	Source of Funds	Estimated Cost in Current Dollars	Estimated Expenditures by Fiscal Year						
			FY 2025	FY 2026	FY 2027	FY 2028	FY 2029	FY 2030	Six Year Total
A. Planning and Engineering		-	-	-	-	-	-	-	-
B. Land and Right of Way		-	-	-	-	-	-	-	-
C. Construction	1	1,096,000	150,000	175,000	200,000	245,000	250,000	250,000	1,270,000
D. Equipment		-	-	-	-	-	-	-	-
E. Administration		-	-	-	-	-	-	-	-
F. Other Costs		-	-	-	-	-	-	-	-
G. Bonding		-	-	-	-	-	-	-	-
H. Contingency		-	-	-	-	-	-	-	-
TOTAL		1,096,000	150,000	175,000	200,000	245,000	250,000	250,000	1,270,000
I. Annual Maintenance & Repair									
(1) General Fund		(3) Private Funding		(5) State/Federal Aid					
(2) Municipal Bonds		(4) Enterprise Funds		(6) Other Funding					


PROJECT DETAIL

Project Title: Stormwater Management Improvements									
Department: Engineering									
Description and Purpose:									
<p>This multi-year effort allows the town to develop and implement a plan to manage its existing stormwater management system; an important, but typically invisible utility. The project entails: 1) implementing a plan to improve the condition of the parts of the system that are in poor condition by replacing old, damaged storm sewers, catch basins, sewer laterals, as well as sections of Decker's Brook that require repair/replacement; 2) developing and implementing a program to reduce the amount of grit and pollutants that leave the storm sewer system and enter the watersheds by replacing sewer outfalls with environmentally friendly equipment/structures, which represent best management practices; 3) install aeration equipment to improve water quality; 4) replace damaged or worn out components of the stormwater system (catch basins and sewer pipe) when streets are to have major repairs performed (paving, etc.); and 5) handle requests & complaints from residents regarding needed improvements to the stormwater system.</p>									
RECOMMENDED FINANCING									
	Source of Funds	Estimated Cost in Current Dollars	Estimated Expenditures by Fiscal Year						
			FY 2025	FY 2026	FY 2027	FY 2028	FY 2029	FY 2030	Six Year Total
A. Planning and Engineering		-	-	-	-	-	-	-	-
B. Land and Right of Way		-	-	-	-	-	-	-	-
C. Construction	2	1,042,000	-	390,000	-	390,000	-	440,000	1,220,000
D. Equipment		-	-	-	-	-	-	-	-
E. Administration		-	-	-	-	-	-	-	-
F. Other Costs		-	-	-	-	-	-	-	-
G. Bonding	2	20,000	-	10,000	-	10,000	-	10,000	30,000
H. Contingency		-	-	-	-	-	-	-	-
TOTAL		1,062,000	-	400,000	-	400,000	-	450,000	1,250,000
I. Annual Maintenance & Repair									
(1) General Fund		(3) Private Funding		(5) State/Federal Aid					
(2) Municipal Bonds		(4) Enterprise Funds		(6) Other Funding					


PROJECT DETAIL

Project Title: Fleet and Public Works Equipment Replacement									
Department: Public Works									
Description and Purpose:									
<p>The purpose of this request is to replace town fleet vehicles and large Public Works equipment that have outlived their useful lives. Such Public Works vehicles typically have a useful life of 12-15 years. A vehicle and equipment replacement schedule has been developed. This includes dump trucks/snow plows and payloaders. The large vehicles and equipment planned for replacement are/will be from 17 to 30 years old when replaced. In addition, smaller vehicles to meet the needs of other departments will also be acquired to replace older cars and other vehicles.</p>									
RECOMMENDED FINANCING									
	Source of Funds	Estimated Cost in Current Dollars	Estimated Expenditures by Fiscal Year						
			FY 2025	FY 2026	FY 2027	FY 2028	FY 2029	FY 2030	Six Year Total
A. Planning and Engineering		-	-	-	-	-	-	-	-
B. Land and Right of Way		-	-	-	-	-	-	-	-
C. Construction		-	-	-	-	-	-	-	-
D. Equipment	1	4,462,000	814,000	850,000	850,000	850,000	875,000	875,000	5,114,000
E. Administration		-	-	-	-	-	-	-	-
F. Other Costs		-	-	-	-	-	-	-	-
G. Bonding		-	-	-	-	-	-	-	-
H. Contingency		-	-	-	-	-	-	-	-
TOTAL		4,462,000	814,000	850,000	850,000	850,000	875,000	875,000	5,114,000
I. Annual Maintenance & Repair									
(1) General Fund		(3) Private Funding		(5) State/Federal Aid					
(2) Municipal Bonds		(4) Enterprise Funds		(6) Other Funding					


PROJECT DETAIL

Project Title: Tree Replacement Program									
Department: Public Works									
Description and Purpose:									
<p>Windsor desires to create, maintain, and enhance a healthy and diverse urban forest, especially pertaining to repopulating trees in residential neighborhoods. This will positively contribute to the quality of life and economic well-being of the community. This project includes: 1) identifying high profile tree projects in key locations throughout the town; and 2) planting additional trees in parks, along streets in residential and commercial areas to increase the number of trees in town. The 6-year funding total below would pay for the installation of approximately 650 trees.</p>									
RECOMMENDED FINANCING									
	Source of Funds	Estimated Cost in Current Dollars	Estimated Expenditures by Fiscal Year						
			FY 2025	FY 2026	FY 2027	FY 2028	FY 2029	FY 2030	Six Year Total
A. Planning and Engineering		-	-	-	-	-	-	-	-
B. Land and Right of Way		-	-	-	-	-	-	-	-
C. Construction	6	75,000	-	40,000	-	45,000	-	-	85,000
D. Equipment		-	-	-	-	-	-	-	-
E. Administration		-	-	-	-	-	-	-	-
F. Other Costs		-	-	-	-	-	-	-	-
G. Bonding		-	-	-	-	-	-	-	-
H. Contingency		-	-	-	-	-	-	-	-
TOTAL		75,000	-	40,000	-	45,000	-	-	85,000
I. Annual Maintenance & Repair									
(1) General Fund		(3) Private Funding		(5) State/Federal Aid					
(2) Municipal Bonds		(4) Enterprise Funds		(6) Other Funding					


PROJECT DETAIL

Project Title: Painting Town Facilities Interiors and Exteriors									
Department: Public Works									
Description and Purpose:									
<p>Complete interior painting of all walls, all metal doors, door frames, floors and ceilings where applicable. Exterior painting of all surfaces siding, moldings trim work, doors door frames, and windows where applicable. Damaged surfaces to be replaced or repaired. HazMat to be properly observed. Buildings to be included Wilson Fire Station, Poquonock Fire Station, DPW 99 Day Hill Road, Freight House, Chaffee House, 330 Community Center, Train Station, LP Wilson Gymnasium and exterior sidewalk canopy.</p>									
RECOMMENDED FINANCING									
	Source of Funds	Estimated Cost in Current Dollars	Estimated Expenditures by Fiscal Year						
			FY 2025	FY 2026	FY 2027	FY 2028	FY 2029	FY 2030	Six Year Total
A. Planning and Engineering		-	-	-	-	-	-	-	-
B. Land and Right of Way		-	-	-	-	-	-	-	-
C. Construction	6	271,000	-	-	-	317,000	-	-	317,000
D. Equipment		-	-	-	-	-	-	-	-
E. Administration		-	-	-	-	-	-	-	-
F. Other Costs		-	-	-	-	-	-	-	-
G. Bonding		-	-	-	-	-	-	-	-
H. Contingency	6	54,000	-	-	-	63,000	-	-	63,000
TOTAL		325,000	-	-	-	380,000	-	-	380,000
I. Annual Maintenance & Repair									
(1) General Fund		(3) Private Funding	(5) State/Federal Aid						
(2) Municipal Bonds		(4) Enterprise Funds	(6) Other Funding						


PROJECT DETAIL

Project Title: Poquonock Firehouse HVAC Replacement									
Department: Public Works									
Description and Purpose:									
The Poquonock Firehouse HVAC systems were replaced in 1996. Currently the HVAC equipment is 17 years old. The annual operation costs to keep equipment operating is increasing each year. Replacing this existing equipment with high-efficiency equipment will lower operating costs. All HVAC controls will be replaced with Automated Logic DDC controls. There will be the replacement of two roof top units-one ten ton and one five ton to variable speed high efficiency models, HVAC system design costs, and the replacements of five zone dampers with variable air volume boxes.									
RECOMMENDED FINANCING									
	Source of Funds	Estimated Cost in Current Dollars	Estimated Expenditures by Fiscal Year						
			FY 2025	FY 2026	FY 2027	FY 2028	FY 2029	FY 2030	Six Year Total
A. Planning and Engineering	6	38,000	-	-	43,000	-	-	-	43,000
B. Land and Right of Way		-	-	-	-	-	-	-	-
C. Construction	1,3	574,000	-	-	-	672,000	-	-	672,000
D. Equipment		-	-	-	-	-	-	-	-
E. Administration		-	-	-	-	-	-	-	-
F. Other Costs		-	-	-	-	-	-	-	-
G. Bonding		-	-	-	-	-	-	-	-
H. Contingency	1,3,6	62,000	-	-	5,000	68,000	-	-	73,000
TOTAL		674,000	-	-	48,000	740,000	-	-	788,000
F. Annual Maintenance & Repair				500	500	500	500	500	2500
(1) General Fund		(3) Private Funding	(5) State/Federal Aid						
(2) Municipal Bonds		(4) Enterprise Funds	(6) Other Funding						


PROJECT DETAIL

Project Title: HVAC Roof Top Replacement Addison Road DPW									
Department: Public Works									
Description and Purpose:									
<p>These units are on the DPW side of Addison Road building. The existing six roof top units have 105 tons of cooling and are over 20 years old and at end of their expected life cycle. These units use refrigerant R-22, which for environmental reasons, is no longer produced, which adds costs to repairs. This project would entail removing the existing units, installing adapt curbs, and new units of same capacity. Reconnect electrical and control wiring.</p>									
RECOMMENDED FINANCING									
	Source of Funds	Estimated Cost in Current Dollars	Estimated Expenditures by Fiscal Year						
			FY 2025	FY 2026	FY 2027	FY 2028	FY 2029	FY 2030	Six Year Total
A. Planning and Engineering	2	20,000	-	-	-	23,000	-	-	23,000
B. Land and Right of Way		-	-	-	-	-	-	-	-
C. Construction	2	215,000	-	-	-	252,000	-	-	252,000
D. Equipment		-	-	-	-	-	-	-	-
E. Administration		-	-	-	-	-	-	-	-
F. Other Costs		-	-	-	-	-	-	-	-
G. Bonding	2	-	-	-	-	5,000	-	-	5,000
H. Contingency	2	47,000	-	-	-	55,000	-	-	55,000
TOTAL		282,000	-	-	-	335,000	-	-	335,000
F. Annual Maintenance & Repair									
(1) General Fund		(3) Private Funding	(5) State/Federal Aid						
(2) Municipal Bonds		(4) Enterprise Funds	(6) Other Funding						


PROJECT DETAIL

Project Title: HVAC Roof Top Replacement - Caring Connection									
Department: Public Works									
Description and Purpose:									
<p>These units are on the Caring Connection side of the building. The existing four roof top units and one ERV are sixteen years old and nearing the end of their expected life cycle. These units use refrigerant R -22 which, for environmental reasons, is no longer produced, adding costs to repairs. This project would entail removing the existing units, installing adapt curbs, and new units of same capacity. Further work includes reconnecting electrical and installation of DDC Controls for the entire facility. DDC controls will save up to 20% in utility costs.</p>									
RECOMMENDED FINANCING									
	Source of Funds	Estimated Cost in Current Dollars	Estimated Expenditures by Fiscal Year						
			FY 2025	FY 2026	FY 2027	FY 2028	FY 2029	FY 2030	Six Year Total
A. Planning and Engineering	1	16,000	-	-	-	19,000	-	-	19,000
B. Land and Right of Way		-	-	-	-	-	-	-	-
C. Construction	1	165,000	-	-	-	193,000	-	-	193,000
D. Equipment		-	-	-	-	-	-	-	-
E. Administration		-	-	-	-	-	-	-	-
F. Other Costs		-	-	-	-	-	-	-	-
G. Bonding		-	-	-	-	-	-	-	-
H. Contingency	1	37,000	-	-	-	43,000	-	-	43,000
TOTAL		218,000	-	-	-	255,000	-	-	255,000
F. Annual Maintenance & Repair									
(1) General Fund		(3) Private Funding	(5) State/Federal Aid						
(2) Municipal Bonds		(4) Enterprise Funds	(6) Other Funding						

PROJECT DETAIL

Project Title: Replacement Emergency Power Generators									
Department: Public Works									
Description and Purpose:									
<p>Existing emergency power generators and Automatic Transfer Switches at several town buildings are nearing end of life cycle. Replacement parts are becoming no longer available for these generators. The generators are located at Town Hall, DPW 99 Day Hill Road, 20 Williams Street. It is recommended that the replacements be designed to be able to provide emergency power for the full building electrical loads. Currently these generators only provide partial building loads.</p>									
RECOMMENDED FINANCING									
	Source of Funds	Estimated Cost in Current Dollars	Estimated Expenditures by Fiscal Year						
			FY 2025	FY 2026	FY 2027	FY 2028	FY 2029	FY 2030	Six Year Total
A. Planning and Engineering	2	11,000	-	-	-	13,000	-	-	13,000
B. Land and Right of Way		-	-	-	-	-	-	-	-
C. Construction	2	344,000	-	-	-	403,000	-	-	403,000
D. Equipment		-	-	-	-	-	-	-	-
E. Administration		-	-	-	-	-	-	-	-
F. Other Costs.		-	-	-	-	-	-	-	-
G. Bonding	2	10,000	-	-	-	10,000	-	-	10,000
H. Contingency	2	71,000	-	-	-	83,000	-	-	83,000
TOTAL		436,000	-	-	-	509,000	-	-	509,000
F. Annual Maintenance & Repair									
<div> <div>(1) General Fund</div> <div>(2) Municipal Bonds</div> <div>(3) Private Funding</div> <div>(4) Enterprise Funds</div> <div>(5) State/Federal Aid</div> <div>(6) Other Funding</div> </div>									


PROJECT DETAIL

Project Title:	Day Hill Road Pavement Management (Blue Hill to Great Pond)
Department:	Engineering / Planning
Description and Purpose:	 <p>This project is proposed to address the pavement conditions of Day Hill Road between Blue Hills Avenue and Great Pond Drive. The scope of this project is a 2 inch mill and overlay rehabilitation of Day Hill Road.</p>


RECOMMENDED FINANCING

	Source of Funds	Estimated Cost in Current Dollars	Estimated Expenditures by Fiscal Year						
			FY 2025	FY 2026	FY 2027	FY 2028	FY 2029	FY 2030	Six Year Total
A. Planning and Engineering	2	100,000	-	-	-	117,000	-	-	117,000
B. Land and Right of Way		-	-	-	-	-	-	-	-
C. Construction	2	1,375,000	-	-	-	1,609,000	-	-	1,609,000
D. Equipment		-	-	-	-	-	-	-	-
E. Administration		-	-	-	-	-	-	-	-
F. Other Costs		-	-	-	-	-	-	-	-
G. Bonding	2	25,000	-	-	-	30,000	-	-	30,000
H. Contingency	2	295,000	-	-	-	345,000	-	-	345,000
TOTAL	2	1,795,000	-	-	-	2,101,000	-	-	2,101,000
I. Annual Maintenance & Repair									
(1) General Fund	(3) Private Funding		(5) State/Federal Aid						
(2) Municipal Bonds	(4) Enterprise Funds		(6) Other Funding						


PROJECT DETAIL

Project Title: Basswood Rd Reconstruction									
Department: Engineering / Public Works									
Description and Purpose:									
Basswood Road is an old oiled road with many defects. The road is important as it provides emergency access to the Hayden Station Firehouse, located at the corner of Pond Rd and Basswood Road. The proposed CIP project includes full-depth roadway reconstruction from the intersection with Kennedy Road extending west to the intersection with Macktown Road. The project includes improvements to the drainage system as well as the installation of new sidewalk and street lighting.									
RECOMMENDED FINANCING									
	Source of Funds	Estimated Cost in Current Dollars	Estimated Expenditures by Fiscal Year						
			FY 2025	FY 2026	FY 2027	FY 2028	FY 2029	FY 2030	Six Year Total
A. Planning and Engineering		155,000	-	-	174,000	-	-	-	174,000
B. Land and Right of Way		-	-	-	-	-	-	-	-
C. Construction	2	1,498,000	-	-	-	1,752,000	-	-	1,752,000
D. Equipment		-	-	-	-	-	-	-	-
E. Administration		-	-	-	-	-	-	-	-
F. Other Costs		-	-	-	-	-	-	-	-
G. Bonding	2	40,000	-	-	5,000	40,000	-	-	45,000
H. Contingency	2	331,000	-	-	35,000	351,000	-	-	386,000
TOTAL		2,024,000	-	-	214,000	2,143,000	-	-	2,357,000
I. Annual Maintenance & Repair		26,800							
(1) General Fund		(3) Private Funding	(5) State/Federal Aid						
(2) Municipal Bonds		(4) Enterprise Funds	(6) Other Funding						


PROJECT DETAIL

Project Title: Kennedy Road Rehab (River Street to I-91)									
Department: Engineering / Public Works									
Description and Purpose:									
<p>This project is proposed to address the pavement conditions of Kennedy Road. The scope of this project is a 2 inch mill and overlay rehabilitation of Kennedy Road between River Street and I-91.</p>									
RECOMMENDED FINANCING									
	Source of Funds	Estimated Cost in Current Dollars	Estimated Expenditures by Fiscal Year						
			FY 2025	FY 2026	FY 2027	FY 2028	FY 2029	FY 2030	Six Year Total
A. Planning and Engineering	2	100,000	-	-	-	117,000	-	-	117,000
B. Land and Right of Way		-	-	-	-	-	-	-	-
C. Construction	2	1,362,000	-	-	-	1,593,000	-	-	1,593,000
D. Equipment		-	-	-	-	-	-	-	-
E. Administration		-	-	-	-	-	-	-	-
F. Other Costs		-	-	-	-	-	-	-	-
G. Bonding	2	25,000	-	-	-	30,000	-	-	30,000
H. Contingency	2	292,000	-	-	-	342,000	-	-	342,000
TOTAL	2	1,779,000	-	-	-	2,082,000	-	-	2,082,000
I. Annual Maintenance & Repair									
(1) General Fund		(3) Private Funding	(5) State/Federal Aid						
(2) Municipal Bonds		(4) Enterprise Funds	(6) Other Funding						


PROJECT DETAIL

Project Title: River Street Rehabilitation (Poquonock Ave. - Old River St.)									
Department: Engineering									
Description and Purpose:									
The total roadway reconstruction of this section of River Street including the addition of sidewalk has been in the CIP for many years. However, due to the proximity of houses to the road and the position along Farmington River, the widening of the roadway and addition of new sidewalk would require costly improvements including property acquisitions and work to the retaining wall along the river. Significant environmental permitting would also be required due to the proximity to the river.									
In FY14 a conceptual study was done to evaluate roadway improvement alternatives. Based on the concept study, the alternatives which included the installation of sidewalks were estimated to cost between \$2.1 million and \$3.8 million. Additionally, these alternatives all required either the full or partial taking of the property at 41-49 River Street, the cost of which is not included in these estimates. Therefore, this project proposes a reduced scope to address the immediate concerns related to the pavement deficiencies and the desire to replace the guide rail along the river. It is proposed to mill and overlay with 4" of pavement with the installation of curbing where suitable.									
RECOMMENDED FINANCING									
	Source of Funds	Estimated Cost in Current Dollars	Estimated Expenditures by Fiscal Year						
			FY 2025	FY 2026	FY 2027	FY 2028	FY 2029	FY 2030	Six Year Total
A. Planning and Engineering		-	-	-	-	-	-	-	-
B. Land and Right of Way		-	-	-	-	-	-	-	-
C. Construction	2	449,000	-	-	-	525,000	-	-	525,000
D. Equipment		-	-	-	-	-	-	-	-
E. Administration	2	6,000	-	-	-	7,000	-	-	7,000
F. Other Costs		-	-	-	-	-	-	-	-
G. Bonding	2	5,000	-	-	-	10,000	-	-	10,000
H. Contingency	2	100,000	-	-	-	107,000	-	-	107,000
TOTAL		560,000	-	-	-	649,000	-	-	649,000
I. Annual Maintenance & Repair									
(1) General Fund		(3) Private Funding	(5) State/Federal Aid						
(2) Municipal Bonds		(4) Enterprise Funds	(6) Other Funding						


PROJECT DETAIL

Project Title: River Street Rehabilitation (Kennedy Rd. - Old River St.)									
Department: Engineering									
Description and Purpose:									
<p>This project is proposed to address pavement condition concerns that may not be addressed with the total roadway reconstruction project for this section which has been proposed in the CIP for several years. The current cost estimated for the roadway reconstruction with pedestrian improvements is \$2 million. The proposed reduced scope project includes the milling and overlaying of 4" of pavement with the installation of curbing where appropriate. Pedestrian safety improvements would need to be addressed at a later date when additional funding is available.</p>									
RECOMMENDED FINANCING									
	Source of Funds	Estimated Cost in Current Dollars	Estimated Expenditures by Fiscal Year						
			FY 2025	FY 2026	FY 2027	FY 2028	FY 2029	FY2030	Six Year Total
A. Planning and Engineering	1	78,000	-	-	88,000	-	-	-	88,000
B. Land and Right of Way		-	-	-	-	-	-	-	-
C. Construction	2	774,000	-	-	-	905,000	-	-	905,000
D. Equipment		-	-	-	-	-	-	-	-
E. Administration	2	8,000	-	-	-	9,000	-	-	9,000
F. Other Costs		-	-	-	-	-	-	-	-
G. Bonding	2	15,000	-	-	-	15,000	-	-	15,000
H. Contingency	1,2	172,000	-	-	18,000	183,000	-	-	201,000
TOTAL		1,047,000	-	-	106,000	1,112,000	-	-	1,218,000
I. Annual Maintenance & Repair		13,700							
(1) General Fund			(3) Private Funding			(5) State/Federal Aid			
(2) Municipal Bonds			(4) Enterprise Funds			(6) Other Funding			


PROJECT DETAIL

Project Title: Riverfront Trail Project - East Barber St to Windsor Centers - Phase 2									
Department: Engineering									
Description and Purpose:									
<p>The construction of this trail will be part of a system that would connect with the Charter Oak Greenway crossing the Connecticut River, and with the constructed trail from East Barber Street to Meadow Road. In partnership with Riverfront Recapture, the town received a grant in 2021 to construct the section of trail from Meadow Road to a future Riverfront Recapture trail along the river. The proposed trail will be approximately 14,000 feet in length and be constructed of bituminous concrete 10 feet in width. It will traverse property owned by the Town of Windsor, the State of Connecticut, the Loomis Chaffee School and three private owners. The operation of this trail will increase bike-to-work opportunities between Windsor and Hartford and provide walkers and joggers with access along the picturesque Connecticut River.</p>									
RECOMMENDED FINANCING									
	Source of Funds	Estimated Cost in Current Dollars	Estimated Expenditures by Fiscal Year						
			FY 2025	FY 2026	FY 2027	FY 2028	FY 2029	FY 2030	Six Year Total
A. Planning and Engineering	1	160,000	-	-	-	188,000	-	-	188,000
B. Land and Right of Way		-	-	-	-	-	-	-	-
C. Construction	5	1,950,000	-	-	-	-	-	2,468,000	2,468,000
D. Equipment		-	-	-	-	-	-	-	-
E. Administration		-	-	-	-	-	-	-	-
F. Other Costs	5	60,000	-	-	-	-	-	76,000	76,000
G. Bonding		-	-	-	-	-	-	-	-
H. Contingency	1,5	434,000	-	-	-	38,000	-	508,000	546,000
TOTAL		2,604,000	-	-	-	226,000	-	3,052,000	3,278,000
I. Annual Maintenance & Repair									
(1) General Fund		(3) Private Funding	(5) State/Federal Aid						
(2) Municipal Bonds		(4) Enterprise Funds	(6) Other Funding						


PROJECT DETAIL

Project Title: Public Safety Equipment Fund									
Department: Public Safety									
Description and Purpose:									
<p>The town has multiple public safety related capital assets. They include fire stations, the public safety complex, fire apparatus, police vehicles as well as the emergency radio communication system. This project allocates "pay as you go" funding versus long-term borrowing. The amounts reflected are placed in a reserve fund for future use to offset large scale borrowing.</p>									
RECOMMENDED FINANCING									
	Source of Funds	Estimated Cost in Current Dollars	Estimated Expenditures by Fiscal Year						
			FY 2025	FY 2026	FY 2027	FY 2028	FY 2029	FY 2030	Six Year Total
A. Planning and Engineering		-	-	-	-	-	-	-	-
B. Land and Right of Way		-	-	-	-	-	-	-	-
C. Construction		-	-	-	-	-	-	-	-
D. Equipment		-	-	-	-	-	-	-	-
E. Administration		-	-	-	-	-	-	-	-
F. Other Costs		-	-	-	-	-	-	-	-
G. Bonding		-	-	-	-	-	-	-	-
H. Contingency	1	1,530,000	-	-	287,000	360,000	600,000	600,000	1,847,000
TOTAL		1,530,000	-	-	287,000	360,000	600,000	600,000	1,847,000
I. Annual Maintenance & Repair									
(1) General Fund		(3) Private Funding	(5) State/Federal Aid						
(2) Municipal Bonds		(4) Enterprise Funds	(6) Other Funding						


PROJECT DETAIL

Project Title: BOE - Windsor High School Fieldhouse Renovation									
Department: Board of Education									
Description and Purpose									
<p>The existing WHS Fieldhouse was built in 1968 and measures 6,750 sq. ft. It is located on O'Brien Field. It is in its original condition except for in 2015 when the boiler was replaced, buried heating oil tank removed and natural gas added to facility. The complete interior, snack stand, and public restrooms need to be renovated to existing codes for each specific use. The roof was last replaced in 1994 and is currently out of warranty. This project would entail new interior space design, restrooms, showers, hvac systems, roof, and removal of hazardous materials.</p>									
RECOMMENDED FINANCING									
	Source of Funds	Estimated Cost in Current Dollars	Estimated Expenditures by Fiscal Year						
			FY 2025	FY 2026	FY 2027	FY 2028	FY 2029	FY 2030	Six Year Total
A. Planning and Engineering	6	-	55,000	-	-	250,000	-	-	305,000
B. Land and Right of Way		-	-	-	-	-	-	-	-
C. Construction	2	6,764,000	-	-	-	-	8,230,000	-	8,230,000
D. Equipment		-	-	-	-	-	-	-	-
E. Administration		-	-	-	-	-	-	-	-
F. Other Costs		-	-	-	-	-	-	-	-
G. Bonding	2	102,000	-	-	-	-	124,000	-	124,000
H. Contingency	2,6	1,406,000	11,000	-	-	50,000	1,646,000	-	1,707,000
TOTAL		8,272,000	66,000	-	-	300,000	10,000,000	-	10,366,000
F. Annual Maintenance & Repair									
(1) General Fund		(3) Private Funding	(5) State/Federal Aid						
(2) Municipal Bonds		(4) Enterprise Funds	(6) Other Funding						


PROJECT DETAIL

Project Title: BOE - School Windows Replacement									
Department: Board of Education									
Description and Purpose:									
The windows at many of the schools throughout the district are constructed of the old single pane glass, which are not energy efficient and are at the end of their life expectancy. Replacing these windows would not only reduce overall energy costs, but in some cases prevent water seepage that could ultimately contribute to indoor air quality issues. In FY17, the Board of Education replaced the windows at Poquonock School under the General Improvements to Alliance Districts School Buildings grant. The next two schools to be addressed would be Oliver Ellsworth School followed by Kennedy School.									
RECOMMENDED FINANCING									
	Source of Funds	Estimated Cost in Current Dollars	Estimated Expenditures by Fiscal Year						
			FY 2025	FY 2026	FY 2027	FY 2028	FY 2029	FY 2030	Six Year Total
A. Planning and Engineering	1	79,000	-	-	92,000	-	-	-	92,000
B. Land and Right of Way		-	-	-	-	-	-	-	-
C. Construction	2	790,000	-	-	-	961,000	-	-	961,000
D. Equipment		-	-	-	-	-	-	-	-
E. Administration		-	-	-	-	-	-	-	-
F. Other Costs		-	-	-	-	-	-	-	-
G. Bonding	2	15,000	-	-	-	15,000	-	-	15,000
H. Contingency	1,2	174,000	-	-	10,000	97,000	-	-	107,000
TOTAL		1,058,000	-	-	102,000	1,073,000	-	-	1,175,000
I. Annual Maintenance & Repair									
(1) General Fund		(3) Private Funding	(5) State/Federal Aid						
(2) Municipal Bonds		(4) Enterprise Funds	(6) Other Funding						

PROJECT DETAIL

Project Title: BOE - School Emergency Power Generators									
Department: Public Works									
Description and Purpose: <p>Five of six school buildings do not have emergency power generators, only the High School has a 350 KW unit for HVAC and lighting equipment. This project proposes design work for emergency generators for Poquonock Elementary, Oliver Ellsworth Elementary, Clover Street Elementary, JFK Elementary, and Sage Park Middle Schools. The intent is for these generators to supply emergency back-up power to HVAC systems, Fire and Security systems, and selected lighting in each school building. Emergency power would prevent pipe freezing, food spoilage, fire security alarm coverage, and lighting in the schools during outages.</p>									
RECOMMENDED FINANCING									
	Source of Funds	Estimated Cost in Current Dollars	Estimated Expenditures by Fiscal Year						
			FY 2025	FY 2026	FY 2027	FY 2028	FY 2029	FY 2030	Six Year Total
A. Planning and Engineering	6	221,000	-	-	-	258,000	-	-	258,000
B. Land and Right of Way		-	-	-	-	-	-	-	-
C. Construction		-	-	-	-	-	-	-	-
D. Equipment		-	-	-	-	-	-	-	-
E. Administration		-	-	-	-	-	-	-	-
F. Other Costs.		-	-	-	-	-	-	-	-
G. Bonding		-	-	-	-	-	-	-	-
H. Contingency	6	44,000	-	-	-	52,000	-	-	52,000
TOTAL		265,000	-	-	-	310,000	-	-	310,000
F. Annual Maintenance & Repair									
(1) General Fund		(3) Private Funding	(5) State/Federal Aid						
(2) Municipal Bonds		(4) Enterprise Funds	(6) Other Funding						


PROJECT DETAIL

Project Title: Town Facility Improvements - Outdoor Pool Facilities									
Department: Recreation and Leisure Services / Facilities									
Description and Purpose:									
<p>In 2016, an assessment of the three outdoor pools was completed. The results of the assessment recommended renovations to the Goslee Pool and Welch Pool changing and lifeguard facilities. The recommendation also calls for the total replacement of Veteran Pool. The project will replace the pool basin, add swim lane markers, replace decking, fencing, piping, and the filtration system of Veteran Pool</p>									
RECOMMENDED FINANCING									
	Source of Funds	Estimated Cost in Current Dollars	Estimated Expenditures by Fiscal Year						
			FY 2025	FY 2026	FY 2027	FY 2028	FY 2029	FY 2030	Six Year Total
A. Planning and Engineering	6	269,000	-	291,000	-	-	-	-	291,000
B. Land and Right of Way		-	-	-	-	-	-	-	-
C. Construction	2	2,632,000	-	-	-	3,079,000	-	-	3,079,000
D. Equipment		-	-	-	-	-	-	-	-
E. Administration		-	-	-	-	-	-	-	-
F. Other Costs		-	-	-	-	-	-	-	-
G. Bonding	2	50,000	-	-	-	55,000	-	-	55,000
H. Contingency	2,6	581,000	-	59,000	-	616,000	-	-	675,000
TOTAL		3,532,000	-	350,000	-	3,750,000	-	-	4,100,000
I. Annual Maintenance & Repair									
(1) General Fund		(3) Private Funding	(5) State/Federal Aid						
(2) Municipal Bonds		(4) Enterprise Funds	(6) Other Funding						


Project Details

Fiscal Year 2029

PROJECT DETAIL

Project Title: Pavement Management Program									
Department: Engineering									
Description and Purpose:									
<p>The Pavement Management Program is a component of the asset management effort for town-owned roadways involving street paving, cold in-place asphalt recycling, thin overlays, microsurfacing, and pavement preventative maintenance (such as crack sealing). The main sources of funding for this work are: the state Local Capital Improvement Program (LoCIP) grant and the General Fund.</p> <p>The funding levels listed below assumes a state LoCIP grant amount of \$180,000 in each fiscal year. The level of funding shown below would provide for these major street repair improvements to be performed on streets on a 25-year schedule.</p>									
RECOMMENDED FINANCING									
	Source of Funds	Estimated Cost in Current Dollars	Estimated Expenditures by Fiscal Year						
			FY 2025	FY 2026	FY 2027	FY 2028	FY 2029	FY 2030	Six Year Total
A. Planning and Engineering		-	-	-	-	-	-	-	-
B. Land and Right of Way		-	-	-	-	-	-	-	-
C. Construction	1,5	5,901,000	1,025,000	1,055,000	1,085,000	1,180,000	1,200,000	1,240,000	6,785,000
D. Equipment		-	-	-	-	-	-	-	-
E. Administration		-	-	-	-	-	-	-	-
F. Other Costs		-	-	-	-	-	-	-	-
G. Bonding		-	-	-	-	-	-	-	-
H. Contingency		-	-	-	-	-	-	-	-
TOTAL		5,901,000	1,025,000	1,055,000	1,085,000	1,180,000	1,200,000	1,240,000	6,785,000
I. Annual Maintenance & Repair									
(1) General Fund		(3) Private Funding			(5) State/Federal Aid				
(2) Municipal Bonds		(4) Enterprise Funds			(6) Other Funding				

PROJECT DETAIL

Project Title: Sidewalk & Curb Replacement									
Department: Engineering									
Description and Purpose:									
<p>This recurring CIP project includes the repair of small sections of sidewalk and curbing and the replacement of curb ramps. Funding is used for repairs of small sections and does not include the replacement of large segments of sidewalks encompassing entire blocks of streets nor the installation of new sidewalks. It is anticipated that this work will continue on an annual basis. The town's existing sidewalk network (462,000 linear feet) was valued at \$19.8 million in 2019. With an average re-investment of \$196,000 per year (as shown below) approximately 6,000 linear feet, which is about 1.3% of the total linear feet in the town's network, will be completed each year.</p>									
RECOMMENDED FINANCING									
	Source of Funds	Estimated Cost in Current Dollars	Estimated Expenditures by Fiscal Year						
			FY 2025	FY 2026	FY 2027	FY 2028	FY 2029	FY 2030	Six Year Total
A. Planning and Engineering		-	-	-	-	-	-	-	-
B. Land and Right of Way		-	-	-	-	-	-	-	-
C. Construction	1	1,096,000	150,000	175,000	200,000	245,000	250,000	250,000	1,270,000
D. Equipment		-	-	-	-	-	-	-	-
E. Administration		-	-	-	-	-	-	-	-
F. Other Costs		-	-	-	-	-	-	-	-
G. Bonding		-	-	-	-	-	-	-	-
H. Contingency		-	-	-	-	-	-	-	-
TOTAL		1,096,000	150,000	175,000	200,000	245,000	250,000	250,000	1,270,000
I. Annual Maintenance & Repair									
(1) General Fund		(3) Private Funding		(5) State/Federal Aid					
(2) Municipal Bonds		(4) Enterprise Funds		(6) Other Funding					

PROJECT DETAIL


Project Title:	Sidewalk Installation - Poquonock Ave. (Marshall St. - Tiffany Dr.)
Department:	Engineering
Description and Purpose:	<p>Poquonock Avenue is a state-owned arterial roadway. Area residents have voiced concerns in the past regarding speeding and pedestrian safety along this roadway, particularly the portion of roadway between Marshall Street and Tiffany Drive. This project would allow for the installation of sidewalk along this stretch of roadway to increase safety for pedestrians.</p>




RECOMMENDED FINANCING

	Source of Funds	Estimated Cost in Current Dollars	Estimated Expenditures by Fiscal Year						
			FY 2025	FY 2026	FY 2027	FY 2028	FY 2029	FY 2030	Six Year Total
A. Planning and Engineering	2	36,000	-	-	-	-	44,000	-	44,000
B. Land and Right of Way		-	-	-	-	-	-	-	-
C. Construction	2	216,000	-	-	-	-	263,000	-	263,000
D. Equipment		-	-	-	-	-	-	-	-
E. Administration		-	-	-	-	-	-	-	-
F. Other Costs	2	16,000	-	-	-	-	19,000	-	19,000
G. Bonding	2	5,000	-	-	-	-	10,000	-	10,000
H. Contingency	2	58,000	-	-	-	-	58,000	-	58,000
TOTAL		331,000	-	-	-	-	394,000	-	394,000
I. Annual Maintenance & Repair									
(1) General Fund	(3) Private Funding		(5) State/Federal Aid						
(2) Municipal Bonds	(4) Enterprise Funds		(6) Other Funding						


PROJECT DETAIL

Project Title: Pavement Resurfacing at Town Facilities and Schools									
Department: Engineering									
Description and Purpose:									
<p>The paved driveways and parking areas at several town facilities and schools are in fair to poor condition. As such, actions need to be taken to improve these pavement areas. These facilities and schools receive many visitors and students every day, including senior citizens. As these pavements deteriorate, they become hazardous and potential liabilities to the town. The driveways and parking areas need to be resurfaced (paved), reclaimed or reconstructed, depending on their condition. Further, drainage improvements need to be undertaken at some sites to deal with standing water and icing.</p>									
RECOMMENDED FINANCING									
	Source of Funds	Estimated Cost in Current Dollars	Estimated Expenditures by Fiscal Year						
			FY 2025	FY 2026	FY 2027	FY 2028	FY 2029	FY 2030	Six Year Total
A. Planning and Engineering		-	-	-	-	-	-	-	-
B. Land and Right of Way		-	-	-	-	-	-	-	-
C. Construction	2	656,000	233,000	-	245,000	-	260,000	-	738,000
D. Equipment		-	-	-	-	-	-	-	-
E. Administration		-	-	-	-	-	-	-	-
F. Other Costs		-	-	-	-	-	-	-	-
G. Bonding	2	15,000	5,000	-	5,000	-	5,000	-	15,000
H. Contingency	2	132,000	47,000	-	49,000	-	52,000	-	148,000
TOTAL		803,000	285,000	-	299,000	-	317,000	-	901,000
I. Annual Maintenance & Repair									
(1) General Fund		(3) Private Funding	(5) State/Federal Aid						
(2) Municipal Bonds		(4) Enterprise Funds	(6) Other Funding						


PROJECT DETAIL

Project Title: Fleet and Public Works Equipment Replacement									
Department: Public Works									
Description and Purpose:									
<p>The purpose of this request is to replace town fleet vehicles and large Public Works equipment that have outlived their useful lives. Such Public Works vehicles typically have a useful life of 12-15 years. A vehicle and equipment replacement schedule has been developed. This includes dump trucks/snow plows and payloaders. The large vehicles and equipment planned for replacement are/will be from 17 to 30 years old when replaced. In addition, smaller vehicles to meet the needs of other departments will also be acquired to replace older cars and other vehicles.</p>									
RECOMMENDED FINANCING									
	Source of Funds	Estimated Cost in Current Dollars	Estimated Expenditures by Fiscal Year						
			FY 2025	FY 2026	FY 2027	FY 2028	FY 2029	FY 2030	Six Year Total
A. Planning and Engineering		-	-	-	-	-	-	-	-
B. Land and Right of Way		-	-	-	-	-	-	-	-
C. Construction		-	-	-	-	-	-	-	-
D. Equipment	1	4,462,000	814,000	850,000	850,000	850,000	875,000	875,000	5,114,000
E. Administration		-	-	-	-	-	-	-	-
F. Other Costs		-	-	-	-	-	-	-	-
G. Bonding		-	-	-	-	-	-	-	-
H. Contingency		-	-	-	-	-	-	-	-
TOTAL		4,462,000	814,000	850,000	850,000	850,000	875,000	875,000	5,114,000
I. Annual Maintenance & Repair									
(1) General Fund		(3) Private Funding		(5) State/Federal Aid					
(2) Municipal Bonds		(4) Enterprise Funds		(6) Other Funding					


PROJECT DETAIL

Project Title: Historic Monument and Ancient Cemetery Preservation									
Department: Planning									
Description and Purpose:									
<p>This multi-year project provides for the professional restoration of various monuments located in town as well as the restoration of grave markers at the ancient cemetery located on Marshall Phelps Road. There are a number of monuments in town that mark or denote our community's rich history. The monuments range from large bronze statues to engraved stone markers. The ancient cemetery located at the eastern end of Marshall Phelps Road contains grave markers dating back centuries, with many in poor condition. The restoration work will ensure that the monuments and the markers are structurally sound, presentable to the public and able to endure the elements for many more years.</p>									
RECOMMENDED FINANCING									
	Source of Funds	Estimated Cost in Current Dollars	Estimated Expenditures by Fiscal Year						
			FY 2025	FY 2026	FY 2027	FY 2028	FY 2029	FY 2030	Six Year Total
A. Planning and Engineering		-	-	-	-	-	-	-	-
B. Land and Right of Way		-	-	-	-	-	-	-	-
C. Construction	6	243,000	-	130,000	-	-	150,000	-	280,000
D. Equipment		-	-	-	-	-	-	-	-
E. Administration		-	-	-	-	-	-	-	-
F. Other Costs		-	-	-	-	-	-	-	-
G. Bonding		-	-	-	-	-	-	-	-
H. Contingency		-	-	-	-	-	-	-	-
TOTAL		243,000	-	130,000	-	-	150,000	-	280,000
I. Annual Maintenance & Repair		33,500							
(1) General Fund		(3) Private Funding	(5) State/Federal Aid						
(2) Municipal Bonds		(4) Enterprise Funds	(6) Other Funding						


PROJECT DETAIL

Project Title: Mill Brook Clubhouse Renovations									
Department: Public Works									
Description and Purpose:									
<p>This project is for the renovation of the former Mill Brook clubhouse building. The scope would include mechanicals, roof, and interior finishes.</p>									
									
RECOMMENDED FINANCING									
	Source of Funds	Estimated Cost in Current Dollars	Estimated Expenditures by Fiscal Year						
			FY 2025	FY 2026	FY 2027	FY 2028	FY 2029	FY 2030	Six Year Total
A. Planning and Engineering	2	82,000	-	-	-	-	100,000	-	100,000
B. Land and Right of Way		-	-	-	-	-	-	-	-
C. Construction	2	990,000	-	-	-	-	1,204,000	-	1,204,000
D. Equipment		-	-	-	-	-	-	-	-
E. Administration		-	-	-	-	-	-	-	-
F. Other Costs		-	-	-	-	-	-	-	-
G. Bonding	2	15,000	-	-	-	-	20,000	-	20,000
H. Contingency	2	214,000	-	-	-	-	261,000	-	261,000
TOTAL		1,301,000	-	-	-	-	1,585,000	-	1,585,000
I. Annual Maintenance & Repair									
(1) General Fund		(3) Private Funding	(5) State/Federal Aid						
(2) Municipal Bonds		(4) Enterprise Funds	(6) Other Funding						


PROJECT DETAIL

Project Title: Route 305 Corridor Improvements									
Department: Engineering									
Description and Purpose:									
<p>Route 305, Bloomfield Avenue, is a main artery between Windsor and Bloomfield. In 2009, the Capitol Region Council of Governments, with town assistance, completed the Route 305 Corridor Study. The study concluded that Bloomfield Avenue will need to be increased to a 4-lane roadway to accommodate projected traffic in 2030. The cost of this long-term project exceeds \$10M. This project was developed to address the short-term improvements that could be done to improve traffic flow from I-91 Interchange 37 to Marshall Phelps Road. The proposed work includes constructing a westbound turn lane at Mountain Road, extending the through lane and merge area west of Mountain Road, constructing raised medians and left turn lanes throughout, providing an eastbound left turn lane at Addison Road, and constructing raised medians and channelized islands at the Marshall Phelps Road intersection.</p>									
RECOMMENDED FINANCING									
	Source of Funds	Estimated Cost in Current Dollars	Estimated Expenditures by Fiscal Year						
			FY 2025	FY 2026	FY 2027	FY 2028	FY 2029	FY 2030	Six Year Total
A. Planning and Engineering	2	435,000	-	-	-	-	529,000	-	529,000
B. Land and Right of Way		-	-	-	-	-	-	-	-
C. Construction		-	-	-	-	-	-	-	-
D. Equipment		-	-	-	-	-	-	-	-
E. Administration		-	-	-	-	-	-	-	-
F. Other Costs		-	-	-	-	-	-	-	-
G. Bonding	2	10,000	-	-	-	-	10,000	-	10,000
H. Contingency	2	87,000	-	-	-	-	106,000	-	106,000
TOTAL		532,000	-	-	-	-	645,000	-	645,000
I. Annual Maintenance & Repair									
(1) General Fund		(3) Private Funding	(5) State/Federal Aid						
(2) Municipal Bonds		(4) Enterprise Funds	(6) Other Funding						


PROJECT DETAIL

Project Title: Day Hill Road Pavement Management (Addison to Northfield)									
Department: Engineering / Planning									
Description and Purpose:									
<p>This project is proposed to address the pavement conditions of Day Hill Road between Addison Road and Northfield Drive. The scope of this project is a 2 inch mill and overlay rehabilitation of Day Hill Road.</p>									
									
RECOMMENDED FINANCING									
	Source of Funds	Estimated Cost in Current Dollars	Estimated Expenditures by Fiscal Year						
			FY 2025	FY 2026	FY 2027	FY 2028	FY 2029	FY 2030	Six Year Total
A. Planning and Engineering	2	100,000	-	-	-	-	122,000	-	122,000
B. Land and Right of Way		-	-	-	-	-	-	-	-
C. Construction	2	1,030,000	-	-	-	-	1,253,000	-	1,253,000
D. Equipment		-	-	-	-	-	-	-	-
E. Administration		-	-	-	-	-	-	-	-
F. Other Costs		-	-	-	-	-	-	-	-
G. Bonding	2	20,000	-	-	-	-	35,000	-	35,000
H. Contingency	2	226,000	-	-	-	-	275,000	-	275,000
TOTAL	2	1,376,000	-	-	-	-	1,685,000	-	1,685,000
I. Annual Maintenance & Repair									
(1) General Fund		(3) Private Funding	(5) State/Federal Aid						
(2) Municipal Bonds		(4) Enterprise Funds	(6) Other Funding						

PROJECT DETAIL

Project Title: Washington Park Improvements									
Department: Recreation/Engineering									
Description and Purpose:									
<p>This project calls for improvements to Washington Park located on Lennox Avenue. Improvements include the replacement of 1020 feet of the existing pathway along the pond, the installation of a new 130 feet pathway to the pavilion, addition of park benches on concrete pads, and new plantings. Upon inspection by a structural engineer, it will be determined whether the wooden deck and footbridge will be in need of repair or replacement.</p>									
									
RECOMMENDED FINANCING									
	Source of Funds	Estimated Cost in Current Dollars	Estimated Expenditures by Fiscal Year						
			FY 2025	FY 2026	FY 2027	FY 2028	FY 2029	FY 2030	Six Year Total
A. Planning and Engineering	1	68,000	-	-	-	-	83,000	-	83,000
B. Land and Right of Way		-	-	-	-	-	-	-	-
C. Construction	2	288,000	-	-	-	-	-	365,000	365,000
D. Equipment		-	-	-	-	-	-	-	-
E. Administration		-	-	-	-	-	-	-	-
F. Other Costs	2	32,000	-	-	-	-	-	41,000	41,000
G. Bonding	2	10,000	-	-	-	-	-	10,000	10,000
H. Contingency	1, 2	80,000	-	-	-	-	17,000	84,000	101,000
TOTAL		478,000	-	-	-	-	100,000	500,000	600,000
I. Annual Maintenance & Repair									
(1) General Fund		(3) Private Funding	(5) State/Federal Aid						
(2) Municipal Bonds		(4) Enterprise Funds	(6) Other Funding						


PROJECT DETAIL

Project Title: Public Safety Equipment Fund	
Department: Public Safety	
Description and Purpose:	
<p>The town has multiple public safety related capital assets. They include fire stations, the public safety complex, fire apparatus, police vehicles as well as the emergency radio communication system. This project allocates "pay as you go" funding versus long-term borrowing. The amounts reflected are placed in a reserve fund for future use to offset large scale borrowing.</p>	

RECOMMENDED FINANCING

	Source of Funds	Estimated Cost in Current Dollars	Estimated Expenditures by Fiscal Year						
			FY 2025	FY 2026	FY 2027	FY 2028	FY 2029	FY 2030	Six Year Total
A. Planning and Engineering		-	-	-	-	-	-	-	-
B. Land and Right of Way		-	-	-	-	-	-	-	-
C. Construction		-	-	-	-	-	-	-	-
D. Equipment		-	-	-	-	-	-	-	-
E. Administration		-	-	-	-	-	-	-	-
F. Other Costs		-	-	-	-	-	-	-	-
G. Bonding		-	-	-	-	-	-	-	-
H. Contingency	1	1,530,000	-	-	287,000	360,000	600,000	600,000	1,847,000
TOTAL		1,530,000	-	-	287,000	360,000	600,000	600,000	1,847,000
I. Annual Maintenance & Repair									
(1) General Fund			(3) Private Funding			(5) State/Federal Aid			
(2) Municipal Bonds			(4) Enterprise Funds			(6) Other Funding			

PROJECT DETAIL


Project Title: Poquonock Elementary School - Abandoned Boilers Demolition									
Department: Board of Education									
Description and Purpose:									
<p>The original steam boilers from 1947 were abandoned in place during the building's HVAC renovation in 2010 due to budget's constraints. The existing boilers were installed during the first phase of the HVAC renovation and are now at the end of their useful life expectancy. High cost repairs have been done to the existing boilers over the past three years. Due to the limited space in the boiler room and the physical size of the available replacement boilers this project needs to start by removing the abandoned boilers. Past tests have confirm the existence of asbestos containing materials and further testing may be required during the demolition process.</p>									
RECOMMENDED FINANCING									
	Source of Funds	Estimated Cost in Current Dollars	Estimated Expenditures by Fiscal Year						
			FY 2025	FY 2026	FY 2027	FY 2028	FY 2029	FY 2030	Six Year Total
A. Planning and Engineering		-	-	-	-	-	-	-	-
B. Land and Right of Way		-	-	-	-	-	-	-	-
C. Construction	2	259,000	-	-	-	-	315,000	-	315,000
D. Equipment		-	-	-	-	-	-	-	-
E. Administration		-	-	-	-	-	-	-	-
F. Other Costs		-	-	-	-	-	-	-	-
G. Bonding	2	5,000	-	-	-	-	5,000	-	5,000
H. Contingency	2	52,000	-	-	-	-	63,000	-	63,000
TOTAL		316,000	-	-	-	-	383,000	-	383,000
I. Annual Maintenance & Repair									
(1) General Fund		(3) Private Funding	(5) State/Federal Aid						
(2) Municipal Bonds		(4) Enterprise Funds	(6) Other Funding						

PROJECT DETAIL


Project Title: Poquonock Elementary School Boiler Replacements									
Department: Board of Education									
Description and Purpose:									
<p>The existing Poquonock Elementary School boilers are reaching their expected fifteen year lifespan. They have need significant repairs to maintain them these last few years. Due to their age, there is a potential for a major boiler failure or leak which would result in a loss of heat to the school as there is redundancy between the three boilers. The original boilers were not removed from when replacements were installed. Removing them would create sufficient space for the replacements as the current boilers have reached the end of there life.</p>									
RECOMMENDED FINANCING									
	Source of Funds	Estimated Cost in Current Dollars	Estimated Expenditures by Fiscal Year						
			FY 2025	FY 2026	FY 2027	FY 2028	FY 2029	FY 2030	Six Year Total
A. Planning and Engineering	2	53,000	-	-	-	-	65,000	-	65,000
B. Land and Right of Way		-	-	-	-	-	-	-	-
C. Construction	2	977,000	-	-	-	-	1,189,000	-	1,189,000
D. Equipment		-	-	-	-	-	-	-	-
E. Administration		-	-	-	-	-	-	-	-
F. Other Costs		-	-	-	-	-	-	-	-
G. Bonding	2	15,000	-	-	-	-	20,000	-	20,000
H. Contingency	2	206,000	-	-	-	-	251,000	-	251,000
TOTAL		1,251,000	-	-	-	-	1,525,000	-	1,525,000
I. Annual Maintenance & Repair									
(1) General Fund		(3) Private Funding	(5) State/Federal Aid						
(2) Municipal Bonds		(4) Enterprise Funds	(6) Other Funding						



PROJECT DETAIL

Project Title: Oliver Ellsworth School - ADA Code Compliance Upgrades									
Department: Board of Education									
Description and Purpose:									
<p>Oliver Ellsworth School was constructed in 1971 and is not in compliance with all current building, life safety, handicapped accessibility and OSHA codes and regulations. Performance of this project will bring the facility into full compliance with these regulations. This upgrade would include, but not limited to, HVAC system modification requirements, fire alarm and security device locations, and ADA accessibility such as plumbing fixtures and building hardware upgrades.</p>									
RECOMMENDED FINANCING									
	Source of Funds	Estimated Cost in Current Dollars	Estimated Expenditures by Fiscal Year						
			FY 2025	FY 2026	FY 2027	FY 2028	FY 2029	FY 2030	Six Year Total
A. Planning and Engineering	2	41,000	-	-	-	-	50,000	-	50,000
B. Land and Right of Way		-	-	-	-	-	-	-	-
C. Construction	2	200,000	-	-	-	-	243,000	-	243,000
D. Equipment		-	-	-	-	-	-	-	-
E. Administration		-	-	-	-	-	-	-	-
F. Other Costs		-	-	-	-	-	-	-	-
G. Bonding	2	5,000	-	-	-	-	5,000	-	5,000
H. Contingency	2	48,000	-	-	-	-	59,000	-	59,000
TOTAL		294,000	-	-	-	-	357,000	-	357,000
I. Annual Maintenance & Repair									
(1) General Fund		(3) Private Funding	(5) State/Federal Aid						
(2) Municipal Bonds		(4) Enterprise Funds	(6) Other Funding						


PROJECT DETAIL

Project Title: BOE - Windsor High School Fieldhouse Renovation									
Department: Board of Education									
Description and Purpose									
<p>The existing WHS Fieldhouse was built in 1968 and measures 6,750 sq. ft. It is located on O'Brien Field. It is in its original condition except for in 2015 when the boiler was replaced, buried heating oil tank removed and natural gas added to facility. The complete interior, snack stand, and public restrooms need to be renovated to existing codes for each specific use. The roof was last replaced in 1994 and is currently out of warranty. This project would entail new interior space design, restrooms, showers, hvac systems, roof, and removal of hazardous materials.</p>									
RECOMMENDED FINANCING									
	Source of Funds	Estimated Cost in Current Dollars	Estimated Expenditures by Fiscal Year						
			FY 2025	FY 2026	FY 2027	FY 2028	FY 2029	FY 2030	Six Year Total
A. Planning and Engineering	6	-	55,000	-	-	250,000	-	-	305,000
B. Land and Right of Way		-	-	-	-	-	-	-	-
C. Construction	2	6,764,000	-	-	-	-	8,230,000	-	8,230,000
D. Equipment		-	-	-	-	-	-	-	-
E. Administration		-	-	-	-	-	-	-	-
F. Other Costs		-	-	-	-	-	-	-	-
G. Bonding	2	102,000	-	-	-	-	124,000	-	124,000
H. Contingency	2,6	1,406,000	11,000	-	-	50,000	1,646,000	-	1,707,000
TOTAL		8,272,000	66,000	-	-	300,000	10,000,000	-	10,366,000
F. Annual Maintenance & Repair									
(1) General Fund		(3) Private Funding	(5) State/Federal Aid						
(2) Municipal Bonds		(4) Enterprise Funds	(6) Other Funding						


Project Details

Fiscal Year 2030


PROJECT DETAIL

Project Title: Pavement Management Program									
Department: Engineering									
Description and Purpose:									
<p>The Pavement Management Program is a component of the asset management effort for town-owned roadways involving street paving, cold in-place asphalt recycling, thin overlays, microsurfacing, and pavement preventative maintenance (such as crack sealing). The main sources of funding for this work are: the state Local Capital Improvement Program (LoCIP) grant and the General Fund.</p> <p>The funding levels listed below assumes a state LoCIP grant amount of \$180,000 in each fiscal year. The level of funding shown below would provide for these major street repair improvements to be performed on streets on a 25-year schedule.</p>									
RECOMMENDED FINANCING									
	Source of Funds	Estimated Cost in Current Dollars	Estimated Expenditures by Fiscal Year						
			FY 2025	FY 2026	FY 2027	FY 2028	FY 2029	FY 2030	Six Year Total
A. Planning and Engineering		-	-	-	-	-	-	-	-
B. Land and Right of Way		-	-	-	-	-	-	-	-
C. Construction	1,5	5,901,000	1,025,000	1,055,000	1,085,000	1,180,000	1,200,000	1,240,000	6,785,000
D. Equipment		-	-	-	-	-	-	-	-
E. Administration		-	-	-	-	-	-	-	-
F. Other Costs		-	-	-	-	-	-	-	-
G. Bonding		-	-	-	-	-	-	-	-
H. Contingency		-	-	-	-	-	-	-	-
TOTAL		5,901,000	1,025,000	1,055,000	1,085,000	1,180,000	1,200,000	1,240,000	6,785,000
I. Annual Maintenance & Repair									
(1) General Fund		(3) Private Funding		(5) State/Federal Aid					
(2) Municipal Bonds		(4) Enterprise Funds		(6) Other Funding					


PROJECT DETAIL

Project Title: Sidewalk & Curb Replacement									
Department: Engineering									
Description and Purpose:									
<p>This recurring CIP project includes the repair of small sections of sidewalk and curbing and the replacement of curb ramps. Funding is used for repairs of small sections and does not include the replacement of large segments of sidewalks encompassing entire blocks of streets nor the installation of new sidewalks. It is anticipated that this work will continue on an annual basis. The town's existing sidewalk network (462,000 linear feet) was valued at \$19.8 million in 2019. With an average re-investment of \$196,000 per year (as shown below) approximately 6,000 linear feet, which is about 1.3% of the total linear feet in the town's network, will be completed each year.</p>									
RECOMMENDED FINANCING									
	Source of Funds	Estimated Cost in Current Dollars	Estimated Expenditures by Fiscal Year						
			FY 2025	FY 2026	FY 2027	FY 2028	FY 2029	FY 2030	Six Year Total
A. Planning and Engineering		-	-	-	-	-	-	-	-
B. Land and Right of Way		-	-	-	-	-	-	-	-
C. Construction	1	1,096,000	150,000	175,000	200,000	245,000	250,000	250,000	1,270,000
D. Equipment		-	-	-	-	-	-	-	-
E. Administration		-	-	-	-	-	-	-	-
F. Other Costs		-	-	-	-	-	-	-	-
G. Bonding		-	-	-	-	-	-	-	-
H. Contingency		-	-	-	-	-	-	-	-
TOTAL		1,096,000	150,000	175,000	200,000	245,000	250,000	250,000	1,270,000
I. Annual Maintenance & Repair									
(1) General Fund		(3) Private Funding		(5) State/Federal Aid					
(2) Municipal Bonds		(4) Enterprise Funds		(6) Other Funding					


PROJECT DETAIL

Project Title: Stormwater Management Improvements									
Department: Engineering									
Description and Purpose:									
<p>This multi-year effort allows the town to develop and implement a plan to manage its existing stormwater management system; an important, but typically invisible utility. The project entails: 1) implementing a plan to improve the condition of the parts of the system that are in poor condition by replacing old, damaged storm sewers, catch basins, sewer laterals, as well as sections of Decker's Brook that require repair/replacement; 2) developing and implementing a program to reduce the amount of grit and pollutants that leave the storm sewer system and enter the watersheds by replacing sewer outfalls with environmentally friendly equipment/structures, which represent best management practices; 3) install aeration equipment to improve water quality; 4) replace damaged or worn out components of the stormwater system (catch basins and sewer pipe) when streets are to have major repairs performed (paving, etc.); and 5) handle requests & complaints from residents regarding needed improvements to the stormwater system.</p>									
RECOMMENDED FINANCING									
	Source of Funds	Estimated Cost in Current Dollars	Estimated Expenditures by Fiscal Year						
			FY 2025	FY 2026	FY 2027	FY 2028	FY 2029	FY 2030	Six Year Total
A. Planning and Engineering		-	-	-	-	-	-	-	-
B. Land and Right of Way		-	-	-	-	-	-	-	-
C. Construction	2	1,042,000	-	390,000	-	390,000	-	440,000	1,220,000
D. Equipment		-	-	-	-	-	-	-	-
E. Administration		-	-	-	-	-	-	-	-
F. Other Costs		-	-	-	-	-	-	-	-
G. Bonding	2	20,000	-	10,000	-	10,000	-	10,000	30,000
H. Contingency		-	-	-	-	-	-	-	-
TOTAL		1,062,000	-	400,000	-	400,000	-	450,000	1,250,000
I. Annual Maintenance & Repair									
(1) General Fund		(3) Private Funding	(5) State/Federal Aid						
(2) Municipal Bonds		(4) Enterprise Funds	(6) Other Funding						


PROJECT DETAIL

Project Title: Fleet and Public Works Equipment Replacement									
Department: Public Works									
Description and Purpose:									
<p>The purpose of this request is to replace town fleet vehicles and large Public Works equipment that have outlived their useful lives. Such Public Works vehicles typically have a useful life of 12-15 years. A vehicle and equipment replacement schedule has been developed. This includes dump trucks/snow plows and payloaders. The large vehicles and equipment planned for replacement are/will be from 17 to 30 years old when replaced. In addition, smaller vehicles to meet the needs of other departments will also be acquired to replace older cars and other vehicles.</p>									
RECOMMENDED FINANCING									
	Source of Funds	Estimated Cost in Current Dollars	Estimated Expenditures by Fiscal Year						
			FY 2025	FY 2026	FY 2027	FY 2028	FY 2029	FY 2030	Six Year Total
A. Planning and Engineering		-	-	-	-	-	-	-	-
B. Land and Right of Way		-	-	-	-	-	-	-	-
C. Construction		-	-	-	-	-	-	-	-
D. Equipment	1	4,462,000	814,000	850,000	850,000	850,000	875,000	875,000	5,114,000
E. Administration		-	-	-	-	-	-	-	-
F. Other Costs		-	-	-	-	-	-	-	-
G. Bonding		-	-	-	-	-	-	-	-
H. Contingency		-	-	-	-	-	-	-	-
TOTAL		4,462,000	814,000	850,000	850,000	850,000	875,000	875,000	5,114,000
I. Annual Maintenance & Repair									
(1) General Fund		(3) Private Funding	(5) State/Federal Aid						
(2) Municipal Bonds		(4) Enterprise Funds	(6) Other Funding						


PROJECT DETAIL

Project Title: Intersection Improvements - Capen Street and Sage Park Road (Design)									
Department: Engineering									
Description and Purpose:									
<p>Capen Street at Sage Park Road is triangular in shape with three roadway sections merging in the area. Movements are controlled mostly by yield signs and sight distances are inadequate. Reconstruction of the intersection is desired to eliminate motorist confusion and improve sight distances. The design phase will include conceptual phase to determine the appropriate improvement, which may include a formal "T" shaped intersection with turn lanes or small roundabout. This project has been recommended in previous Plans of Conservation and Development.</p>									
RECOMMENDED FINANCING									
	Source of Funds	Estimated Cost in Current Dollars	Estimated Expenditures by Fiscal Year						
			FY 2025	FY 2026	FY 2027	FY 2028	FY 2029	FY 2030	Six Year Total
A. Planning and Engineering	1	99,000	-	-	-	-	-	125,000	125,000
B. Land and Right of Way		-	-	-	-	-	-	-	-
C. Construction		-	-	-	-	-	-	-	-
D. Equipment		-	-	-	-	-	-	-	-
E. Administration		-	-	-	-	-	-	-	-
F. Other Costs		-	-	-	-	-	-	-	-
G. Bonding		-	-	-	-	-	-	-	-
H. Contingency	1	20,000	-	-	-	-	-	25,000	25,000
TOTAL		119,000	-	-	-	-	-	150,000	150,000
I. Annual Maintenance & Repair									
(1) General Fund	(3) Private Funding		(5) State/Federal Aid						
(2) Municipal Bonds	(4) Enterprise Funds		(6) Other Funding						


PROJECT DETAIL

Project Title: Pleasant Street Boat Launch Reconstruction									
Department: Public Works / Engineering									
Description and Purpose:									
<p>The Pleasant Street Boat Launch was built in the 1990's and services small boats launching into the Farmington River. At times of the year, it is filled to parking capacity due to its popularity. Presently, the paved launch area, sufficient for one boat at a time, has been eroded by the river action. Temporary repairs have been done to allow continued usage of the launch. Permanent repairs are required, and as part of this effort, it is desirable to upgrade the launch area to withstand the river erosion forces and to reduce future maintenance and repair costs. It is proposed to demolish the present launch area and reconstruct the launch using precast concrete slab sections. Excavation and realignment of the launch and parking area will be required.</p>									
RECOMMENDED FINANCING									
	Source of Funds	Estimated Cost in Current Dollars	Estimated Expenditures by Fiscal Year						
			FY 2025	FY 2026	FY 2027	FY 2028	FY 2029	FY 2030	Six Year Total
A. Planning and Engineering	2	55,000	-	-	-	-	-	70,000	70,000
B. Land and Right of Way		-	-	-	-	-	-	-	-
C. Construction	2	356,000	-	-	-	-	-	450,000	450,000
D. Equipment		-	-	-	-	-	-	-	-
E. Administration		-	-	-	-	-	-	-	-
F. Other Costs	2	50,000	-	-	-	-	-	63,000	63,000
G. Bonding		-	-	-	-	-	-	10,000	10,000
H. Contingency	2	92,000	-	-	-	-	-	117,000	117,000
TOTAL		553,000	-	-	-	-	-	710,000	710,000
I. Annual Maintenance & Repair									
(1) General Fund		(3) Private Funding	(5) State/Federal Aid						
(2) Municipal Bonds		(4) Enterprise Funds	(6) Other Funding						


PROJECT DETAIL

Project Title: Riverfront Trail Project - East Barber St to Windsor Centers - Phase 2									
Department: Engineering									
Description and Purpose:									
<p>The construction of this trail will be part of a system that would connect with the Charter Oak Greenway crossing the Connecticut River, and with the constructed trail from East Barber Street to Meadow Road. In partnership with Riverfront Recapture, the town received a grant in 2021 to construct the section of trail from Meadow Road to a future Riverfront Recapture trail along the river. The proposed trail will be approximately 14,000 feet in length and be constructed of bituminous concrete 10 feet in width. It will traverse property owned by the Town of Windsor, the State of Connecticut, the Loomis Chaffee School and three private owners. The operation of this trail will increase bike-to-work opportunities between Windsor and Hartford and provide walkers and joggers with access along the picturesque Connecticut River.</p>									
RECOMMENDED FINANCING									
	Source of Funds	Estimated Cost in Current Dollars	Estimated Expenditures by Fiscal Year						
			FY 2025	FY 2026	FY 2027	FY 2028	FY 2029	FY 2030	Six Year Total
A. Planning and Engineering	1	160,000	-	-	-	188,000	-	-	188,000
B. Land and Right of Way		-	-	-	-	-	-	-	-
C. Construction	5	1,950,000	-	-	-	-	-	2,468,000	2,468,000
D. Equipment		-	-	-	-	-	-	-	-
E. Administration		-	-	-	-	-	-	-	-
F. Other Costs	5	60,000	-	-	-	-	-	76,000	76,000
G. Bonding		-	-	-	-	-	-	-	-
H. Contingency	1,5	434,000	-	-	-	38,000	-	508,000	546,000
TOTAL		2,604,000	-	-	-	226,000	-	3,052,000	3,278,000
I. Annual Maintenance & Repair									
(1) General Fund		(3) Private Funding	(5) State/Federal Aid						
(2) Municipal Bonds		(4) Enterprise Funds	(6) Other Funding						


PROJECT DETAIL

Project Title: Rainbow Neighborhood - Street Reconstruction (Design)									
Department: Engineering									
Description and Purpose:									
<p>Several streets in the Rainbow neighborhood, adjacent to Bradley International Airport, are in poor condition with need of drainage improvements. These residential streets are: Chestnut Drive, Hickory Drive, Poplar Drive, Walnut Drive, Cedar Road, Spruce Road, and Hemlock Road. As a result of the poor drainage, these streets are frequently covered with ice during the winter resulting in unsafe driving conditions. This project would include pavement rehabilitation, drainage improvements, installation of curbing, installation of sidewalks, and installation of street lighting.</p>									
RECOMMENDED FINANCING									
	Source of Funds	Estimated Cost in Current Dollars	Estimated Expenditures by Fiscal Year						
			FY 2025	FY 2026	FY 2027	FY 2028	FY 2029	FY 2030	Six Year Total
A. Planning and Engineering	2	359,000	-	-	-	-	-	454,000	454,000
B. Land and Right of Way		-	-	-	-	-	-	-	-
C. Construction		-	-	-	-	-	-	-	-
D. Equipment		-	-	-	-	-	-	-	-
E. Administration		-	-	-	-	-	-	-	-
F. Other Costs		-	-	-	-	-	-	-	-
G. Bonding	2	5,000	-	-	-	-	-	5,000	5,000
H. Contingency	2	72,000	-	-	-	-	-	91,000	91,000
TOTAL		436,000	-	-	-	-	-	550,000	550,000
I. Annual Maintenance & Repair		69,500							
(1) General Fund			(3) Private Funding			(5) State/Federal Aid			
(2) Municipal Bonds			(4) Enterprise Funds			(6) Other Funding			


PROJECT DETAIL

Project Title: Day Hill Road Pedestrian Circulation Enhancements (Old Day Hill Road)									
Department: Engineering									
Description and Purpose:									
<p>This project provides joggers, walkers, and bikers with a safe pedestrian travel route and safe places to wait for public transportation. This system will especially be needed as traffic increases at this busy arterial road. The sidewalk system will make the main office/industrial/corporate area more attractive for high quality economic development and will be a great amenity for nearby neighborhoods.</p> <p>The plan provides for a 10-foot wide multi-use path along Day Hill Road with 5-foot concrete sidewalks along adjacent intersecting roadways. The proposed section on Old Day Hill Road extends from Northfield Drive to Day Hill Road.</p>									
RECOMMENDED FINANCING									
	Source of Funds	Estimated Cost in Current Dollars	Estimated Expenditures by Fiscal Year						
			FY 2025	FY 2026	FY 2027	FY 2028	FY 2029	FY 2030	Six Year Total
A. Planning and Engineering	2,6	44,000	-	-	22,000	-	-	30,500	52,500
B. Land and Right of Way		-	-	-	-	-	-	-	-
C. Construction	2	222,000	-	-	-	-	-	281,000	281,000
D. Equipment		-	-	-	-	-	-	-	-
E. Administration		-	-	-	-	-	-	-	-
F. Other Costs		-	-	-	-	-	-	-	-
G. Bonding	2	5,000	-	-		-	-	5,000	5,000
H. Contingency	2,6	53,000	-	-	4,000	-	-	62,000	66,000
TOTAL		324,000	-	-	26,000	-	-	378,500	404,500
I. Annual Maintenance & Repair									
(1) General Fund		(3) Private Funding	(5) State/Federal Aid						
(2) Municipal Bonds		(4) Enterprise Funds	(6) Other Funding						


PROJECT DETAIL

Project Title: Washington Park Improvements									
Department: Recreation and Leisure Services / Engineering									
Description and Purpose:									
<p>This project calls for improvements to Washington Park located on Lennox Avenue. Improvements include the replacement of 1020 feet of the existing pathway along the pond, the installation of a new 130 feet pathway to the pavilion, addition of park benches on concrete pads, and new plantings. Upon inspection by a structural engineer, it will be determined whether the wooden deck and footbridge will be in need of repair or replacement.</p>									
									
RECOMMENDED FINANCING									
	Source of Funds	Estimated Cost in Current Dollars	Estimated Expenditures by Fiscal Year						
			FY 2025	FY 2026	FY 2027	FY 2028	FY 2029	FY 2030	Six Year Total
A. Planning and Engineering	1	68,000	-	-	-	-	83,000	-	83,000
B. Land and Right of Way		-	-	-	-	-	-	-	-
C. Construction	2	288,000	-	-	-	-	-	365,000	365,000
D. Equipment		-	-	-	-	-	-	-	-
E. Administration		-	-	-	-	-	-	-	-
F. Other Costs	2	32,000	-	-	-	-	-	41,000	41,000
G. Bonding	2	10,000	-	-	-	-	-	10,000	10,000
H. Contingency	1,2	80,000	-	-	-	-	17,000	84,000	101,000
TOTAL		478,000	-	-	-	-	100,000	500,000	600,000
I. Annual Maintenance & Repair									
(1) General Fund		(3) Private Funding	(5) State/Federal Aid						
(2) Municipal Bonds		(4) Enterprise Funds	(6) Other Funding						


PROJECT DETAIL

Project Title: Athletic Field Master Plan -Northwest Park Improvements									
Department: Recreation and Leisure Services / Engineering									
Description and Purpose:									
<p>In 2013, the Town of Windsor completed an Athletic Master Plan of town-wide field facilities that was subsequently accepted and approved by Town Council. The master plan recommended necessary improvements to various athletic fields in town. The recommendation provided a multi-year phased approach. This project phase includes improvements at Northwest Park including drainage improvements and regrading of the field.</p>									
									
RECOMMENDED FINANCING									
	Source of Funds	Estimated Cost in Current Dollars	Estimated Expenditures by Fiscal Year						
			FY 2025	FY 2026	FY 2027	FY 2028	FY 2029	FY 2030	Six Year Total
A. Planning and Engineering	1	22,000	-	-	-	-	-	28,000	28,000
B. Land and Right of Way		-	-	-	-	-	-	-	-
C. Construction	1	209,000	-	-	-	-	-	264,000	264,000
D. Equipment		-	-	-	-	-	-	-	-
E. Administration		-	-	-	-	-	-	-	-
F. Other Costs	1	8,000	-	-	-	-	-	10,500	10,500
G. Bonding		-	-	-	-	-	-	-	-
H. Contingency	1	48,000	-	-	-	-	-	58,000	58,000
TOTAL		287,000	-	-	-	-	-	360,500	360,500
I. Annual Maintenance & Repair									
(1) General Fund		(3) Private Funding	(5) State/Federal Aid						
(2) Municipal Bonds		(4) Enterprise Funds	(6) Other Funding						


PROJECT DETAIL

Project Title: Public Safety Equipment Fund									
Department: Public Safety									
Description and Purpose:									
<p>The town has multiple public safety related capital assets. They include fire stations, the public safety complex, fire apparatus, police vehicles as well as the emergency radio communication system. This project allocates "pay as you go" funding versus long-term borrowing. The amounts reflected are placed in a reserve fund for future use to offset large scale borrowing.</p>									
RECOMMENDED FINANCING									
	Source of Funds	Estimated Cost in Current Dollars	Estimated Expenditures by Fiscal Year						
			FY 2025	FY 2026	FY 2027	FY 2028	FY 2029	FY 2030	Six Year Total
A. Planning and Engineering		-	-	-	-	-	-	-	-
B. Land and Right of Way		-	-	-	-	-	-	-	-
C. Construction		-	-	-	-	-	-	-	-
D. Equipment		-	-	-	-	-	-	-	-
E. Administration		-	-	-	-	-	-	-	-
F. Other Costs		-	-	-	-	-	-	-	-
G. Bonding		-	-	-	-	-	-	-	-
H. Contingency	1	1,530,000	-	-	287,000	360,000	600,000	600,000	1,847,000
TOTAL		1,530,000	-	-	287,000	360,000	600,000	600,000	1,847,000
I. Annual Maintenance & Repair									
(1) General Fund		(3) Private Funding	(5) State/Federal Aid						
(2) Municipal Bonds		(4) Enterprise Funds	(6) Other Funding						

PROJECT DETAIL

Project Title: Additional Fire Hydrants									
Department: Fire Department / Public Safety									
Description and Purpose:									
<p>Fire hydrants are key to the fire protection of the citizens and buildings throughout the town of Windsor. During the 1970's and 1980's efforts were made to place fire hydrants a maximum of 500 feet from any structure in town. As new developments (both commercial and residential) were created in town, the responsibility of installing these hydrants was the developer's. At the same time, installation of hydrants in the older areas of town was accomplished from town funding. As other priorities occurred in the budgeting process, the funding of these hydrants was eliminated. We feel it is prudent now to fund the installation of new additional hydrants in the next several years to ensure proper fire protection throughout town. The cost of installing a new hydrant by the MDC is currently \$15,0000. There have been a total of 80 desired new hydrant locations identified at this time.</p>									
RECOMMENDED FINANCING									
	Source of Funds	Estimated Cost in Current Dollars	Estimated Expenditures by Fiscal Year						
			FY 2025	FY 2026	FY 2027	FY 2028	FY 2029	FY 2030	Six Year Total
A. Planning and Engineering		-	-	-	-	-	-	-	-
B. Land and Right of Way		-	-	-	-	-	-	-	-
C. Construction	2,6	384,000.00	-	-	225,000	-	-	232,500	457,500
D. Equipment		-	-	-	-	-	-	-	-
E. Administration		-	-	-	-	-	-	-	-
F. Other Costs		-	-	-	-	-	-	-	-
G. Bonding	2,6	10,000.00	-	-	5,000	-	-	5,000	10,000
H. Contingency	2,6	77,000.00	-	-	45,000	-	-	47,000	92,000
TOTAL		471,000	-	-	275,000	-	-	284,500	559,500
I. Annual Maintenance & Repair									
(1) General Fund		(3) Private Funding	(5) State/Federal Aid						
(2) Municipal Bonds		(4) Enterprise Funds	(6) Other Funding						

PROJECT DETAIL

Project Title: Poquonock School Ventilation Upgrade									
Department: Board of Education									
Description and Purpose:									
<p>The building's current ventilation equipment dates to the original building construction in 1947 and the two subsequent additions in the years 1958 and 1987. Due to budget constraints the ventilation system portion of the H.V.A..C. upgrade project which took place in 2019 was removed and has not been completed. This project entails the design and construction of a ventilation system for the entire building including all academic and non academic areas.</p>									
RECOMMENDED FINANCING									
	Source of Funds	Estimated Cost in Current Dollars	Estimated Expenditures by Fiscal Year						
			FY 2025	FY 2026	FY 2027	FY 2028	FY 2029	FY 2030	Six Year Total
A. Planning and Engineering	1	107,000	-	-	120,000	-	-	-	120,000
B. Land and Right of Way		-	-	-	-	-	-	-	-
C. Construction	2	2,371,000	-	-	-	-	-	3,000,000	3,000,000
D. Equipment		-	-	-	-	-	-	-	-
E. Administration		-	-	-	-	-	-	-	-
F. Other Costs		-	-	-	-	-	-	-	-
G. Bonding	2	55,000	-	-	-	-	-	70,000	70,000
H. Contingency	1, 2	496,000	-	-	24,000	-	-	600,000	624,000
TOTAL		3,029,000	-	-	144,000	-	-	3,670,000	3,814,000
I. Annual Maintenance & Repair									
<div style="display: flex; justify-content: space-between;"> (1) General Fund (3) Private Funding (5) State/Federal Aid </div> <div style="display: flex; justify-content: space-between;"> (2) Municipal Bonds (4) Enterprise Funds (6) Other Funding </div>									

Unscheduled Projects


List of Unscheduled Projects FY25 - FY30 CIP

	Estimated Cost*	
Road Reconstruction/Transportation System Projects		
Audible Pedestrian Crosswalk Signals	43,400	
Day Hill Road Capacity Improvements - Right Turn Lanes (Design)	101,000	
Day Hill Road Capacity - Right Turn Lanes (Construction)	321,400	Design FY28
Traffic Signal at Windsor Avenue and Corey Street	613,600	
Intersection Improvements - Capen Street at Sage Park Road (Design)	723,320	
Archer Road Safety Improvements	794,500	
Hayden Station Road Rehabilitation (Kennedy Road to Archer Road)	1,191,000	New
East Granby Road Relocation	2,103,000	
International Drive (West End) Rehabilitation (Seymour Road to Rainbow Road)	2,442,000	New
Pond Road/Indian Hill Road - Street Reconstruction	2,564,490	
Plymouth Street Culvert	3,411,000	New
Pedestrian Bridge Over Railroad Tracks - Windsor Center	3,575,000	
Day Hill Road/Blue Hills Ave. Extension Roundabout Construction	4,626,000	Grants
Rainbow Road - Street Reconstruction	4,860,443	
Construct Sidewalks Along Arterial Roads	4,940,000	Design FY28
Construct Sidewalks Along Collector Roads	5,201,000	Design FY25
Day Hill Road Capacity Improvements - Lane Widening from Addison Rd to I-91 (Const.)	5,223,529	
Route 305 Corridor Improvements	9,139,000	
Construct Sidewalks Within 1 Mile of Schools	32,588,680	
Subtotal	84,462,362	
Community Facilities and Assets		
Town Facility Improvements - Luddy House Fire Protection Installation	102,000	
Silver Birch Pond Improvements	169,000	
Wilson Branch Library Roof Replacement	260,000	
Milo Peck Roof Replacement	300,000	
Windsor Library Roof Replacement	330,000	
Pleasant Street Boat Launch Reconstruction	537,000	
Milo Peck Discovery Center Restroom Renovation	539,000	
Streetlight Replacement, Energy, and Maint. Cost Reduction Program	3,308,000	
Town Center Parking Garage	15,123,000	State/Federal Funds
Subtotal	20,668,000	


	Estimated Cost*	
Pavement Management		
Ongoing	-	
Subtotal	-	
Public Safety		
Utility Vehicles	377,000	New
Rainbow Firehouse - Engine Tanker Replacement	980,000	
Additional Fire Hydrants	1,337,000	
Poquonock Fire Station - Rescue Pumper 8 Replacement	1,073,000	
Public Safety Complex - Engine 1 Replacement	1,196,000	
Subtotal	4,963,000	
Park Improvements		
Skate Park Improvements	262,300	
Northwest Park Activity Pavilion	318,500	
Athletic Field Improvements - Fitch Park	580,000	
Subtotal	1,160,800	
Stormwater Management Improvements		
None	-	
Subtotal	-	
I-91 Ramp Improvements		
Ramp Modification at I-91 & Route 75/Day Hill Road	65,268,000	
Subtotal	65,268,000	
Board of Education		
Sage Park Middle School Parking Lot Improvements	695,500	State/Fed Funds
Subtotal	695,500	

* Estimate in current dollars; includes 20% contingency and 1.5% bonding costs


PROJECT DETAIL

Project Title: Audible Pedestrian Signals									
Department: Public Works									
Description and Purpose: The Aging and Persons with Disabilities Commission recommends installation of audible pedestrian crosswalk signals at major intersections. This project includes a cost estimate for five (5) intersections.									
RECOMMENDED FINANCING									
	Source of Funds	Estimated Cost in Current Dollars	Estimated Expenditures by Fiscal Year						
			FY 2025	FY 2026	FY 2027	FY 2028	FY 2029	FY 2030	Six Year Total
A. Planning and Engineering		-	-	-	-	-	-	-	-
B. Land and Right of Way		-	-	-	-	-	-	-	-
C. Construction		36,400	-	-	-	-	-	-	-
D. Equipment		-	-	-	-	-	-	-	-
E. Administration		-	-	-	-	-	-	-	-
F. Other Costs		-	-	-	-	-	-	-	-
G. Bonding		-	-	-	-	-	-	-	-
H. Contingency		7,000	-	-	-	-	-	-	-
TOTAL		43,400	-	-	-	-	-	-	-
I. Annual Maintenance & Repair									
(1) General Fund		(3) Private Funding	(5) State/Federal Aid						
(2) Municipal Bonds		(4) Enterprise Funds	(6) Other Funding						


PROJECT DETAIL

Project Title: Day Hill Road Capacity Improvements - Right Turn Lanes (Design)									
Department: Engineering									
Description and Purpose:									
<p>To accommodate the traffic along Day Hill Road and to increase the efficiency and levels of service at specific intersections, it is proposed that several right turn lanes be constructed. The primary intersection proposed is at Limra Drive in the west bound direction, as determined during a study in FY10. In some cases, the town will need to acquire additional land through purchases or easements in order to construct this and other possible turn lanes in the future.</p>									
RECOMMENDED FINANCING									
	Source of Funds	Estimated Cost in Current Dollars	Estimated Expenditures by Fiscal Year						
			FY 2025	FY 2026	FY 2027	FY 2028	FY 2029	FY 2030	Six Year Total
A. Planning and Engineering		41,000	-	-	-	-	-	-	-
B. Land and Right of Way		43,000	-	-	-	-	-	-	-
C. Construction		-	-	-	-	-	-	-	-
D. Equipment		-	-	-	-	-	-	-	-
E. Administration		-	-	-	-	-	-	-	-
F. Other Costs		-	-	-	-	-	-	-	-
G. Bonding		-	-	-	-	-	-	-	-
H. Contingency		17,000	-	-	-	-	-	-	-
TOTAL		101,000	-	-	-	-	-	-	-
I. Annual Maintenance & Repair									
(1) General Fund		(3) Private Funding	(5) State/Federal Aid						
(2) Municipal Bonds		(4) Enterprise Funds	(6) Other Funding						

PROJECT DETAIL

Project Title: Day Hill Road Capacity Improvements - Right Turn Lanes (Construction)									
Department: Engineering									
Description and Purpose:									
<p>To accommodate the traffic along Day Hill Road and to increase the efficiency and levels of service at specific intersections, it is proposed that several right turn lanes be constructed. The primary intersection proposed is at Limra Drive in the west bound direction, as determined during a study in FY10. In some cases, the town will need to acquire additional land through purchases or easements in order to construct this and other possible turn lanes in the future.</p>									
RECOMMENDED FINANCING									
	Source of Funds	Estimated Cost in Current Dollars	Estimated Expenditures by Fiscal Year						
			FY 2025	FY 2026	FY 2027	FY 2028	FY 2029	FY 2030	Six Year Total
A. Planning and Engineering		32,000	-	-	-	-	-	-	-
B. Land and Right of Way		33,800	-	-	-	-	-	-	-
C. Construction		197,600	-	-	-	-	-	-	-
D. Equipment		-	-	-	-	-	-	-	-
E. Administration		-	-	-	-	-	-	-	-
F. Other Costs		-	-	-	-	-	-	-	-
G. Bonding		5,000	-	-	-	-	-	-	-
H. Contingency		53,000	-	-	-	-	-	-	-
TOTAL		321,400	-	-	-	-	-	-	-
I. Annual Maintenance & Repair		2,000							
(1) General Fund		(3) Private Funding	(5) State/Federal Aid						
(2) Municipal Bonds		(4) Enterprise Funds	(6) Other Funding						

PROJECT DETAIL


Project Title: Traffic Signal at Windsor Ave. and Corey St.									
Department: Engineering									
Description and Purpose:									
<p>The Connecticut Department of Transportation has previously approved the installation of a 4-way traffic signal at the intersection of Windsor Avenue and Corey Street. The driveway to 330 Windsor Avenue, a town building, intersects Windsor Avenue at this location. This signal was approved based on the amount of traffic at this intersection and the fact that there were recent vehicular accidents that could have been prevented had the signal been installed and functioning. The DOT approval is based on the town funding 10% of the cost of the signal and the construction of the left turn lanes in both directions along Windsor Avenue. Rights-of-way may be required to accommodate through and turning traffic.</p>									
RECOMMENDED FINANCING									
	Source of Funds	Estimated Cost in Current Dollars	Estimated Expenditures by Fiscal Year						
			FY 2025	FY 2026	FY 2027	FY 2028	FY 2029	FY 2030	Six Year Total
A. Planning and Engineering		70,200	-	-	-	-	-	-	-
B. Land and Right of Way		-	-	-	-	-	-	-	-
C. Construction		348,400	-	-	-	-	-	-	-
D. Equipment		-	-	-	-	-	-	-	-
E. Administration		16,500	-	-	-	-	-	-	-
F. Other Costs		67,500	-	-	-	-	-	-	-
G. Bonding		10,000	-	-	-	-	-	-	-
H. Contingency		101,000	-	-	-	-	-	-	-
TOTAL		613,600	-	-	-	-	-	-	-
I. Annual Maintenance & Repair									
(1) General Fund		(3) Private Funding	(5) State/Federal Aid						
(2) Municipal Bonds		(4) Enterprise Funds	(6) Other Funding						

PROJECT DETAIL


Project Title: Intersection Improvements - Capen Street and Sage Park Road									
Department: Engineering									
Description and Purpose:									
<p>Capen Street at Sage Park Road is triangular in shape with three roadway sections merging in the area. Movements are controlled mostly by yield signs and sight distances are inadequate. Reconstruction of the intersection is desired to eliminate motorist confusion and improve sight distances. The design phase will include conceptual phase to determine the appropriate improvement, which may include a formal "T" shaped intersection with turn lanes or small roundabout. This project has been recommended in previous Plans of Conservation and Development.</p> <p>Unscheduled work value is \$604k</p>									
RECOMMENDED FINANCING									
	Source of Funds	Estimated Cost in Current Dollars	Estimated Expenditures by Fiscal Year						
			FY 2025	FY 2026	FY 2027	FY 2028	FY 2029	FY 2030	Six Year Total
A. Planning and Engineering		85,000	-	-	-	-	-	-	-
B. Land and Right of Way		-	-	-	-	-	-	-	-
C. Construction		486,720	-	-	-	-	-	-	-
D. Equipment		-	-	-	-	-	-	-	-
E. Administration		7,000	-	-	-	-	-	-	-
F. Other Costs		15,600	-	-	-	-	-	-	-
G. Bonding		10,000	-	-	-	-	-	-	-
H. Contingency		119,000	-	-	-	-	-	-	-
TOTAL		723,320	-	-	-	-	-	-	-
I. Annual Maintenance & Repair									
(1) General Fund		(3) Private Funding	(5) State/Federal Aid						
(2) Municipal Bonds		(4) Enterprise Funds	(6) Other Funding						




PROJECT DETAIL

Project Title: Archer Road Safety Improvements									
Department: Public Works									
Description and Purpose:									
This project involves installing street lighting along approximately a one-mile section of Archer Road from Kennedy Road to Center Street. It also includes installing a traffic signal at the intersection of Archer Road and Hayden Station Road. The proposed street lights will improve night-time traffic and pedestrian safety by illuminating this major I-91 service road that carries both local and commuter traffic and a significant number of heavy trucks. Anticipated economic development in this area will also benefit from these proposed traffic safety improvements. The traffic signal will improve the safety and efficiency of the traffic flow and reduce fuel consumption by eliminating the existing 4-way stop sign that was installed because of a sightline problem, which requires all traffic to stop regardless of traffic conditions. The signal will make a positive assignment of the right-of-way and will accommodate future increases in traffic without causing unnecessary traffic backups.									
RECOMMENDED FINANCING									
	Source of Funds	Estimated Cost in Current Dollars	Estimated Expenditures by Fiscal Year						
			FY 2025	FY 2026	FY 2027	FY 2028	FY 2029	FY 2030	Six Year Total
A. Planning and Engineering		59,500	-	-	-	-	-	-	-
B. Land and Right of Way		-	-	-	-	-	-	-	-
C. Construction		594,000	-	-	-	-	-	-	-
D. Equipment		-	-	-	-	-	-	-	-
E. Administration		-	-	-	-	-	-	-	-
F. Other Costs		-	-	-	-	-	-	-	-
G. Bonding		10,000	-	-	-	-	-	-	-
H. Contingency		131,000	-	-	-	-	-	-	-
TOTAL		794,500	-	-	-	-	-	-	-
I. Annual Maintenance & Repair									
(1) General Fund	(3) Private Funding		(5) State/Federal Aid						
(2) Municipal Bonds	(4) Enterprise Funds		(6) Other Funding						


PROJECT DETAIL

Project Title: Hayden Station Road Rehabilitation (Kennedy to Archer)									
Department: Engineering									
Description and Purpose: This project is proposed to address the pavement conditions of Hayden Station road. The scope of this project is a mill and overlay of Hayden Station road between Archer Road and Kennedy Road.									
RECOMMENDED FINANCING									
	Source of Funds	Estimated Cost in Current Dollars	Estimated Expenditures by Fiscal Year						
			FY 2025	FY 2026	FY 2027	FY 2028	FY 2029	FY 2030	Six Year Total
A. Planning and Engineering		60,000	-	-	-	-	-	-	-
B. Land and Right of Way		-	-	-	-	-	-	-	-
C. Construction		916,000	-	-	-	-	-	-	-
D. Equipment		-	-	-	-	-	-	-	-
E. Administration		-	-	-	-	-	-	-	-
F. Other Costs		-	-	-	-	-	-	-	-
G. Bonding		20,000	-	-	-	-	-	-	-
H. Contingency		195,000	-	-	-	-	-	-	-
TOTAL		1,191,000	-	-	-	-	-	-	-
I. Annual Maintenance & Repair									
(1) General Fund		(3) Private Funding	(5) State/Federal Aid						
(2) Municipal Bonds		(4) Enterprise Funds	(6) Other Funding						


PROJECT DETAIL

Project Title: East Granby Road Relocation									
Department: Engineering									
Description and Purpose:									
<p>East Granby Road is a known cut through street to and from Route 20 in East Granby. In conjunction with East Granby, town staff has conceptualized closure of the East Granby Road intersection at Route 20 and reconfiguring Hemlock Road, Chestnut Drive, and East Granby Road to create a safer situation for local traffic. Access to Route 20 would be at the newly constructed signal at Walnut Drive and Route 20. Preliminary discussion with DOT District 4 and the maintenance yard located on East Granby Road have been positive.</p> <p>Unscheduled work includes construction at a cost of approximately \$2.0 million.</p>									
RECOMMENDED FINANCING									
	Source of Funds	Estimated Cost in Current Dollars	Estimated Expenditures by Fiscal Year						
			FY 2025	FY 2026	FY 2027	FY 2028	FY 2029	FY 2030	Six Year Total
A. Planning and Engineering		150,000	-	-	-	-	-	-	-
B. Land and Right of Way		-	-	-	-	-	-	-	-
C. Construction		1,560,000	-	-	-	-	-	-	-
D. Equipment		-	-	-	-	-	-	-	-
E. Administration		-	-	-	-	-	-	-	-
F. Other Costs		21,000	-	-	-	-	-	-	-
G. Bonding		25,000	-	-	-	-	-	-	-
H. Contingency		347,000	-	-	-	-	-	-	-
TOTAL		2,103,000	-	-	-	-	-	-	-
I. Annual Maintenance & Repair									
(1) General Fund		(3) Private Funding	(5) State/Federal Aid						
(2) Municipal Bonds		(4) Enterprise Funds	(6) Other Funding						


PROJECT DETAIL

Project Title: International Drive Rehabilitation (Seymour to Rainbow)									
Department: Engineering / Planning									
Description and Purpose:									
<p>This project is proposed to address the pavement conditions of International Drive between Seymour Road and Rainbow Road. The scope of this project is a 2 inch mill and overlay rehabilitation of the majority of the section with a 2000 square yard area of full depth reconstruction. This full depth reconstruction will be done at areas with major base failure.</p>									
RECOMMENDED FINANCING									
	Source of Funds	Estimated Cost in Current Dollars	Estimated Expenditures by Fiscal Year						
			FY 2025	FY 2026	FY 2027	FY 2028	FY 2029	FY 2030	Six Year Total
A. Planning and Engineering		100,000	-	-	-	-	-	-	-
B. Land and Right of Way		-	-	-	-	-	-	-	-
C. Construction		1,906,000	-	-	-	-	-	-	-
D. Equipment		-	-	-	-	-	-	-	-
E. Administration		-	-	-	-	-	-	-	-
F. Other Costs		-	-	-	-	-	-	-	-
G. Bonding		35,000	-	-	-	-	-	-	-
H. Contingency		401,000	-	-	-	-	-	-	-
TOTAL		2,442,000	-	-	-	-	-	-	-
I. Annual Maintenance & Repair									
(1) General Fund		(3) Private Funding	(5) State/Federal Aid						
(2) Municipal Bonds		(4) Enterprise Funds	(6) Other Funding						


PROJECT DETAIL

Project Title: Road Reconstruction - Pond Road and Indian Hill Road									
Department: Engineering / Public Works									
Description and Purpose:									
<p>Pond Road and Indian Hill Road in the Hayden Station neighborhood are old oiled roads with many defects. The Hayden Station firehouse is located on the corner of Pond Road and Basswood Road with access on to Pond Road. A full depth reconstruction with improved drainage, curbing, sidewalks, and street lighting is proposed.</p>									
RECOMMENDED FINANCING									
	Source of Funds	Estimated Cost in Current Dollars	Estimated Expenditures by Fiscal Year						
			FY 2025	FY 2026	FY 2027	FY 2028	FY 2029	FY 2030	Six Year Total
A. Planning and Engineering		180,000	-	-	-	-	-	-	-
B. Land and Right of Way		39,520	-	-	-	-	-	-	-
C. Construction		1,799,720	-	-	-	-	-	-	-
D. Equipment		-	-	-	-	-	-	-	-
E. Administration		7,250	-	-	-	-	-	-	-
F. Other Costs		85,000	-	-	-	-	-	-	-
G. Bonding		30,000	-	-	-	-	-	-	-
H. Contingency		423,000	-	-	-	-	-	-	-
TOTAL		2,564,490	-	-	-	-	-	-	-
I. Annual Maintenance & Repair		34,700							
(1) General Fund		(3) Private Funding	(5) State/Federal Aid						
(2) Municipal Bonds		(4) Enterprise Funds	(6) Other Funding						


PROJECT DETAIL

Project Title: Plymouth Street Bridge Repair									
Department: Engineering / Planning									
Description and Purpose: <p>In 2023 The Town hired a consultant to perform an inspection of bridge number 05947 which carries Plymouth Street over Deckers Brook. The consultant identified a number of repairs to be made. This project includes design and construction for the identified "Urgency B" repair items.</p>									
RECOMMENDED FINANCING									
	Source of Funds	Estimated Cost in Current Dollars	Estimated Expenditures by Fiscal Year						
			FY 2025	FY 2026	FY 2027	FY 2028	FY 2029	FY 2030	Six Year Total
A. Planning and Engineering		60,000	-	-	-	-	-	-	-
B. Land and Right of Way		-	-	-	-	-	-	-	-
C. Construction		2,741,000	-	-	-	-	-	-	-
D. Equipment		-	-	-	-	-	-	-	-
E. Administration		-	-	-	-	-	-	-	-
F. Other Costs		-	-	-	-	-	-	-	-
G. Bonding		50,000	-	-	-	-	-	-	-
H. Contingency		560,000	-	-	-	-	-	-	-
TOTAL		3,411,000	-	-	-	-	-	-	-
I. Annual Maintenance & Repair									
(1) General Fund		(3) Private Funding			(5) State/Federal Aid				
(2) Municipal Bonds		(4) Enterprise Funds			(6) Other Funding				


PROJECT DETAIL

Project Title: Windsor Center - Pedestrian Bridge over the Railroad Tracks									
Department: Planning									
Description and Purpose:									
<p>This project entails building a pedestrian bridge at the east end of the driveway between the Luddy House and the Post Office. This location would attract use as a crossing because it is central to both the Windsor Center area on the west side of the train track and the buildings and open space/recreational activities on the east side. The grade/elevation on the west side of the track at this location is at its maximum and would therefore require the least amount of rise for the required track clearance. The estimated cost assumes the need for a handicapped access ramp system and stairs on both sides. It is proposed the project be considered for construction in conjunction with the New Haven-Hartford-Springfield Commuter Rail project (State of CT project). This project may also be fully funded as part of the commuter rail upgrades.</p>									
RECOMMENDED FINANCING									
	Source of Funds	Estimated Cost in Current Dollars	Estimated Expenditures by Fiscal Year						
			FY 2025	FY 2026	FY 2027	FY 2028	FY 2029	FY 2030	Six Year Total
A. Planning and Engineering		247,000	-	-	-	-	-	-	-
B. Land and Right of Way		-	-	-	-	-	-	-	-
C. Construction		2,448,000	-	-	-	-	-	-	-
D. Equipment		-	-	-	-	-	-	-	-
E. Administration		-	-	-	-	-	-	-	-
F. Other Costs		247,000	-	-	-	-	-	-	-
G. Bonding		45,000	-	-	-	-	-	-	-
H. Contingency		588,000	-	-	-	-	-	-	-
TOTAL		3,575,000	-	-	-	-	-	-	-
I. Annual Maintenance & Repair		42,500							
(1) General Fund		(3) Private Funding	(5) State/Federal Aid						
(2) Municipal Bonds		(4) Enterprise Funds	(6) Other Funding						


PROJECT DETAIL

Project Title: Day Hill Road - Blue Hills Ave. Roundabout									
Department: Engineering									
Description and Purpose:									
<p>In order to accommodate the further growth of the Day Hill corporate corridor, measures need to be taken at the intersection of Day Hill Road and Blue Hills Avenue Extension to ensure that an adequate level of service is maintained to move vehicle and pedestrian traffic. Constructing a round-a-bout (traffic circle) at this intersection will allow traffic to move freely without the need for traffic signals. With assumed traffic growth, traffic signals at this location will lead to traffic tie-ups in the future. The other potential measure to reduce such traffic problems would be to construct a full interchange with ramps and bridges. The roundabout is far more cost effective than a full interchange at this location. Further, in accordance with the Plan of Development, constructing a roundabout at this intersection would be one of the measures that could be taken to be able to consider fully developing the Day Hill corporate corridor.</p>									
RECOMMENDED FINANCING									
	Source of Funds	Estimated Cost in Current Dollars	Estimated Expenditures by Fiscal Year						
			FY 2025	FY 2026	FY 2027	FY 2028	FY 2029	FY 2030	Six Year Total
A. Planning and Engineering		345,000	-	-	-	-	-	-	-
B. Land and Right of Way		240,000	-	-	-	-	-	-	-
C. Construction		3,211,000	-	-	-	-	-	-	-
D. Equipment		-	-	-	-	-	-	-	-
E. Administration		-	-	-	-	-	-	-	-
F. Other Costs		-	-	-	-	-	-	-	-
G. Bonding		70,000	-	-	-	-	-	-	-
H. Contingency		760,000	-	-	-	-	-	-	-
TOTAL		4,626,000	-	-	-	-	-	-	-
I. Annual Maintenance & Repair									
(1) General Fund		(3) Private Funding	(5) State/Federal Aid						
(2) Municipal Bonds		(4) Enterprise Funds	(6) Other Funding						


PROJECT DETAIL

Project Title: Rainbow Neighborhood - Street Reconstruction									
Department: Engineering									
Description and Purpose:									
<p>Several streets in the Rainbow neighborhood, adjacent to Bradley International Airport, are in poor condition with need of drainage improvements. These residential streets are: Chestnut Drive, Hickory Drive, Poplar Drive, Walnut Drive, Cedar Road, Spruce Road, and Hemlock Road. As a result of the poor drainage, these streets are frequently covered with ice during the winter resulting in unsafe driving conditions. This project would include pavement rehabilitation, drainage improvements, installation of curbing, installation of sidewalks, and installation of street lighting.</p>									
RECOMMENDED FINANCING									
	Source of Funds	Estimated Cost in Current Dollars	Estimated Expenditures by Fiscal Year						
			FY 2025	FY 2026	FY 2027	FY 2028	FY 2029	FY 2030	Six Year Total
A. Planning and Engineering	2	376,442.61	-	-	-	-	458,000	-	458,000
B. Land and Right of Way		-	-	-	-	-	-	-	-
C. Construction	2	3,615,000	-	-	-	-	-	-	-
D. Equipment		-	-	-	-	-	-	-	-
E. Administration		-	-	-	-	-	-	-	-
F. Other Costs		-	-	-	-	-	-	-	-
G. Bonding	2	70,000	-	-	-	-	-	-	-
H. Contingency	2	799,000	-	-	-	-	92,000	-	92,000
TOTAL		4,860,443	-	-	-	-	550,000	-	550,000
I. Annual Maintenance & Repair		69,500							
(1) General Fund		(3) Private Funding	(5) State/Federal Aid						
(2) Municipal Bonds		(4) Enterprise Funds	(6) Other Funding						

PROJECT DETAIL

Project Title: Construct Sidewalks along Arterial Roads									
Department: Engineering / Planning									
Description and Purpose:									
<p>The 2004 Plan of Conservation and Development recommends that sidewalks be provided on both sides of all arterial roads. This is not only to encourage walking to improve fitness, but also to reduce vehicle emissions by allowing residents to safely walk to destinations. In many cases, subdivisions have been built with sidewalks leading to streets with no walks. Approximately 21 miles of sidewalks need to be constructed along arterial roads to provide for walks on one side only. These roads include Bloomfield Avenue, Poquonock Avenue, Palisado Avenue, Park Avenue, Putnam Highway and Day Hill Road. The costs included in this project represent 10 miles of walk, considering that about 11 miles of walk along arterials are included in the sidewalk construction within one mile of schools.</p>									
<p>Unscheduled work is approximately \$5.0 million.</p>									
RECOMMENDED FINANCING									
	Source of Funds	Estimated Cost in Current Dollars	Estimated Expenditures by Fiscal Year						
			FY 2025	FY 2026	FY 2027	FY 2028	FY 2029	FY 2030	Six Year Total
A. Planning and Engineering	6	661,000	-	-	63,000	-	-	-	63,000
B. Land and Right of Way		120,000	-	-	-	-	-	-	-
C. Construction		3,285,000	-	-	-	-	-	-	-
D. Equipment		-	-	-	-	-	-	-	-
E. Administration		-	-	-	-	-	-	-	-
F. Other Costs		-	-	-	-	-	-	-	-
G. Bonding		60,000	-	-	-	-	-	-	-
H. Contingency		814,000	-	-	13,000	-	-	-	13,000
TOTAL		4,940,000	-	-	76,000	-	-	-	76,000
I. Annual Maintenance & Repair									
(1) General Fund		(3) Private Funding	(5) State/Federal Aid						
(2) Municipal Bonds		(4) Enterprise Funds	(6) Other Funding						

PROJECT DETAIL


Project Title: Construct Sidewalks along Collector Streets									
Department: Engineering / Planning									
Description and Purpose:									
<p>The 2004 Plan of Conservation and Development recommends that sidewalks be provided on at least one side of all collector streets. This is not only to encourage walking to improve fitness, but also to reduce vehicle emissions by allowing residents to safely walk to destinations. In many cases, subdivisions have been built with sidewalks leading to streets with no walks. Approximately 20 miles of sidewalks need to be constructed along collector streets to provide for walks on one side. Streets include Deerfield Road, Rood Avenue, Macktown Road, Kennedy Road, Mountain Road, Pigeon Hill Road, Marshall Phelps Road, Prospect Hill Road and Dudley Town Road. The costs included in this project represent 10 miles of walk, considering that about 11 miles of walk along arterials are included in the sidewalk construction within one mile of schools.</p>									
RECOMMENDED FINANCING									
	Source of Funds	Estimated Cost in Current Dollars	Estimated Expenditures by Fiscal Year						
			FY 2025	FY 2026	FY 2027	FY 2028	FY 2029	FY 2030	Six Year Total
A. Planning and Engineering		687,000	-	-	-	-	-	-	-
B. Land and Right of Way		125,000	-	-	-	-	-	-	-
C. Construction		3,468,000	-	-	-	-	-	-	-
D. Equipment		-	-	-	-	-	-	-	-
E. Administration		-	-	-	-	-	-	-	-
F. Other Costs		-	-	-	-	-	-	-	-
G. Bonding		65,000	-	-	-	-	-	-	-
H. Contingency		856,000	-	-	-	-	-	-	-
TOTAL		5,201,000	-	-	-	-	-	-	-
I. Annual Maintenance & Repair		33,500							
(1) General Fund		(3) Private Funding	(5) State/Federal Aid						
(2) Municipal Bonds		(4) Enterprise Funds	(6) Other Funding						

PROJECT DETAIL


Project Title: Day Hill Road Capacity Improvements - Lane Widening (Addison Rd. to I-91)									
Department: Engineering									
Description and Purpose:									
<p>Along Day Hill Road, it is proposed to increase the number of travel lanes from 2 to 3 in both directions, from Addison Road to the on-ramp to I-91 South. The purpose of this construction is to accommodate the vehicular traffic along this corporate corridor. In the westbound direction, this widening will aid in preventing traffic backing up onto I-91 on weekday mornings by increasing the queuing space. In the eastbound direction, the afternoon traffic will be able to exit the Day Hill Road area, reducing delays presently being experienced.</p> <p>Unscheduled work is valued at \$4.9 million.</p>									
RECOMMENDED FINANCING									
	Source of Funds	Estimated Cost in Current Dollars	Estimated Expenditures by Fiscal Year						
			FY 2025	FY 2026	FY 2027	FY 2028	FY 2029	FY 2030	Six Year Total
A. Planning and Engineering	1	328,929	-	-	-	-	-	-	-
B. Land and Right of Way		260,000	-	-	-	-	-	-	-
C. Construction		3,543,280	-	-	-	-	-	-	-
D. Equipment		-	-	-	-	-	-	-	-
E. Administration		34,320	-	-	-	-	-	-	-
F. Other Costs		132,000	-	-	-	-	-	-	-
G. Bonding		65,000	-	-	-	-	-	-	-
H. Contingency		860,000	-	-	-	-	-	-	-
TOTAL		5,223,529	-	-	-	-	-	-	-
I. Annual Maintenance & Repair		60,000							
(1) General Fund		(3) Private Funding	(5) State/Federal Aid						
(2) Municipal Bonds		(4) Enterprise Funds	(6) Other Funding						




PROJECT DETAIL

Project Title: Route 305 Corridor Improvements									
Department: Engineering									
Description and Purpose:									
<p>Route 305, Bloomfield Avenue, is a main artery between Windsor and Bloomfield. In 2009, the Capitol Region Council of Governments, with town assistance, completed the Route 305 Corridor Study. The study concluded that Bloomfield Avenue will need to be increased to a 4-lane roadway to accommodate projected traffic in 2030. The cost of this long-term project exceeds \$10M. This project was developed to address the short-term improvements that could be done to improve traffic flow from I-91 Interchange 37 to Marshall Phelps Road. The proposed work includes constructing a westbound turn lane at Mountain Road, extending the through lane and merge area west of Mountain Road, constructing raised medians and left turn lanes throughout, providing an eastbound left turn lane at Addison Road, and constructing raised medians and channelized islands at the Marshall Phelps Road intersection.</p>									
RECOMMENDED FINANCING									
	Source of Funds	Estimated Cost in Current Dollars	Estimated Expenditures by Fiscal Year						
			FY 2025	FY 2026	FY 2027	FY 2028	FY 2029	FY 2030	Six Year Total
A. Planning and Engineering	2	642,500	-	-	-	-	-	531,000	531,000
B. Land and Right of Way		130,000	-	-	-	-	-	-	-
C. Construction		6,435,000	-	-	-	-	-	-	-
D. Equipment		-	-	-	-	-	-	-	-
E. Administration		40,500	-	-	-	-	-	-	-
F. Other Costs		255,000	-	-	-	-	-	-	-
G. Bonding		135,000	-	-	-	-	-	8,000	8,000
H. Contingency	2	1,501,000	-	-	-	-	-	106,000	106,000
TOTAL		9,139,000	-	-	-	-	-	645,000	645,000
I. Annual Maintenance & Repair									
(1) General Fund		(3) Private Funding	(5) State/Federal Aid						
(2) Municipal Bonds		(4) Enterprise Funds	(6) Other Funding						


PROJECT DETAIL

Project Title: Construct Sidewalks on Local Roads within 1-mile of Schools									
Department: Engineering / Planning									
Description and Purpose:									
<p>The 2004 Plan of Conservation and Development recommends that sidewalks be provided within a one mile walking distance to schools. This is to promote fitness for youth and to reduce pollution associated with students being driven to school. Approximately 61 miles of sidewalks should be constructed to provide for sidewalks on one side of the streets within one mile of schools.</p> <p>Unscheduled work is approximately \$32.6 million.</p>									
RECOMMENDED FINANCING									
	Source of Funds	Estimated Cost in Current Dollars	Estimated Expenditures by Fiscal Year						
			FY 2025	FY 2026	FY 2027	FY 2028	FY 2029	FY 2030	Six Year Total
A. Planning and Engineering	2, 6	5,158,400	-	-	-	-	-	-	-
B. Land and Right of Way	2, 6	225,680	-	-	-	-	-	-	-
C. Construction	2, 6	21,439,600	-	-	-	-	-	-	-
D. Equipment		-	-	-	-	-	-	-	-
E. Administration		-	-	-	-	-	-	-	-
F. Other Costs		-	-	-	-	-	-	-	-
G. Bonding	2, 6	400,000	-	-	-	-	-	-	-
H. Contingency	2, 6	5,365,000	-	-	-	-	-	-	-
TOTAL		32,588,680	-	-	-	-	-	-	-
I. Annual Maintenance & Repair		206,000							
(1) General Fund		(3) Private Funding	(5) State/Federal Aid						
(2) Municipal Bonds		(4) Enterprise Funds	(6) Other Funding						


PROJECT DETAIL

Project Title: Luddy House Fire Sprinkler Protection									
Department: Public Works									
Description and Purpose									
<p>Currently the Luddy House does not have fire sprinkler protection. This project would include design, site trenching for water line, and installation of complete fire protection sprinklers for all floors of the Luddy House. Recommended by town Fire Marshal.</p>									
RECOMMENDED FINANCING									
	Source of Funds	Estimated Cost in Current Dollars	Estimated Expenditures by Fiscal Year						
			FY 2025	FY 2026	FY 2027	FY 2028	FY 2029	FY 2030	Six Year Total
A. Planning and Engineering		15,000	-	-	-	-	-	-	-
B. Land and Right of Way		-	-	-	-	-	-	-	-
C. Construction		70,000	-	-	-	-	-	-	-
D. Equipment			-	-	-	-	-	-	-
E. Administration		-	-	-	-	-	-	-	-
F. Other Costs		-	-	-	-	-	-	-	-
G. Bonding		-	-	-	-	-	-	-	-
H. Contingency		17,000	-	-	-	-	-	-	-
TOTAL		102,000	-	-	-	-	-	-	-
F. Annual Maintenance & Repair									
(1) General Fund		(3) Private Funding		(5) State/Federal Aid					
(2) Municipal Bonds		(4) Enterprise Funds		(6) Other Funding					


PROJECT DETAIL

Project Title: Silver Birch Pond Improvements									
Department: Planning / Wetlands									
Description and Purpose:									
<p>This project is recommended by the Inland Wetlands and Watercourses Commission. After completing a pond restoration study of Silver Birch Pond, located between Prospect Hill Rd., Lochview Dr. and Silver Birch Ln., it was found that the pond's condition is not as bad as previously thought. The pond is surrounded by residential development and does not show evidence of the effects of non-point source pollution from fertilizers and poorly maintained septic systems as well as introduced invasive aquatic plants and the feeding of Canada Geese. The pond has potential to be a great asset to the town and its residents as a wildlife viewing area and other uses. An educational seminar was held in the fall of 2006 and 2012 for residents. Recommendations from the study include short and long term projects, many of which can be accomplished by homeowners. Projects that can be undertaken by the town include upgrading nearby catch basin structures, introducing algae-eating fish, providing fish habitats, and ongoing maintenance to ensure that the pond's existing quality does not degrade.</p>									
RECOMMENDED FINANCING									
	Source of Funds	Estimated Cost in Current Dollars	Estimated Expenditures by Fiscal Year						
			FY 2025	FY 2026	FY 2027	FY 2028	FY 2029	FY 2030	Six Year Total
A. Planning and Engineering		24,000	-	-	-	-	-	-	-
B. Land and Right of Way		-	-	-	-	-	-	-	-
C. Construction		113,000	-	-	-	-	-	-	-
D. Equipment		-	-	-	-	-	-	-	-
E. Administration		-	-	-	-	-	-	-	-
F. Other Costs		-	-	-	-	-	-	-	-
G. Bonding		5,000	-	-	-	-	-	-	-
H. Contingency		27,000	-	-	-	-	-	-	-
TOTAL		169,000	-	-	-	-	-	-	-
I. Annual Maintenance & Repair		-							
(1) General Fund		(3) Private Funding	(5) State/Federal Aid						
(2) Municipal Bonds		(4) Enterprise Funds	(6) Other Funding						


PROJECT DETAIL

Project Title: Wilson Branch Library Roof Replacement Project									
Department: Public Works									
Description and Purpose The existing roof at Wilson Branch Library was installed in 1995 and has a 20 year warranty. The roof type is currently built up bituminous type. The granules on the granulated top cap sheets are washing off, causing the system to lose its UV protection. This is causing UV degradation allowing alligatoring and crazing to develop. The existing roof completely removed and replaced with built-up bituminous roofing with 25 year warranty.									
RECOMMENDED FINANCING									
	Source of Funds	Estimated Cost in Current Dollars	Estimated Expenditures by Fiscal Year						
			FY 2025	FY 2026	FY 2027	FY 2028	FY 2029	FY 2030	Six Year Total
A. Planning and Engineering		25,000	-	-	-	-	-	-	-
B. Land and Right of Way		-	-	-	-	-	-	-	-
C. Construction		200,000	-	-	-	-	-	-	-
D. Equipment		-	-	-	-	-	-	-	-
E. Administration		-	-	-	-	-	-	-	-
F. Other Costs		-	-	-	-	-	-	-	-
G. Bonding		5,000	-	-	-	-	-	-	-
H. Contingency		30,000	-	-	-	-	-	-	-
TOTAL		260,000	-	-	-	-	-	-	-
F. Annual Maintenance & Repair									
(1) General Fund		(3) Private Funding	(5) State/Federal Aid						
(2) Municipal Bonds		(4) Enterprise Funds	(6) Other Funding						


PROJECT DETAIL

Project Title: Milo Peck Roof Replacement Project									
Department: DPW									
Description and Purpose This section of roof, 10,000 sq. ft. was installed in 1995 with a 20 year warranty. The roof type is currently built up bituminous type, Siplast. The granules on the granulated top cap sheets are washing off, causing the system to lose its UV protection. This is causing UV degradation allowing alligating, blistering, and crazing to develop. The existing roof would be completely removed and replaced with built-up bituminous roofing or equal with 25 year warranty. The main section or original areas of this building is currently cedar shingled. This are needs to be replaced as near end of life with either asphalt or back to cedar.									
RECOMMENDED FINANCING									
	Source of Funds	Estimated Cost in Current Dollars	Estimated Expenditures by Fiscal Year						
			FY 2025	FY 2026	FY 2027	FY 2028	FY 2029	FY 2030	Six Year Total
A. Planning and Engineering		25,000	-	-	-	-	-	-	-
B. Land and Right of Way		-	-	-	-	-	-	-	-
C. Construction		225,000	-	-	-	-	-	-	-
D. Equipment		-	-	-	-	-	-	-	-
E. Administration		-	-	-	-	-	-	-	-
F. Other Costs		-	-	-	-	-	-	-	-
G. Bonding		-	-	-	-	-	-	-	-
H. Contingency		50,000	-	-	-	-	-	-	-
TOTAL		300,000	-	-	-	-	-	-	-
F. Annual Maintenance & Repair									
(1) General Fund		(3) Private Funding		(5) State/Federal Aid					
(2) Municipal Bonds		(4) Enterprise Funds		(6) Other Funding					


PROJECT DETAIL

Project Title: Windsor Library Roof Replacement Project									
Department: Public Works									
Description and Purpose									
<p>The existing flat roof areas; sections A, B, C, D, and E, at Windsor Library as installed in 1996 and total 7,865 sq. ft. There are two types of PVC roofing; standing seam elastomeric coating and EPDM. these have a 20 year warranty. These roofs have low pitch and excessive ponding occurs after each rain event. The existing roofs will be completely removed and replaced with new PVC type roofing with a 25 year warranty. Repair all slate roofing as determined to need repairs.</p>									
									
RECOMMENDED FINANCING									
	Source of Funds	Estimated Cost in Current Dollars	Estimated Expenditures by Fiscal Year						
			FY 2025	FY 2026	FY 2027	FY 2028	FY 2029	FY 2030	Six Year Total
A. Planning and Engineering		25,000	-	-	-	-	-	-	-
B. Land and Right of Way		-	-	-	-	-	-	-	-
C. Construction		250,000	-	-	-	-	-	-	-
D. Equipment		-	-	-	-	-	-	-	-
E. Administration		-	-	-	-	-	-	-	-
F. Other Costs		-	-	-	-	-	-	-	-
G. Bonding		5,000	-	-	-	-	-	-	-
H. Contingency		50,000	-	-	-	-	-	-	-
TOTAL		330,000	-	-	-	-	-	-	-
F. Annual Maintenance & Repair									
(1) General Fund		(3) Private Funding	(5) State/Federal Aid						
(2) Municipal Bonds		(4) Enterprise Funds	(6) Other Funding						


PROJECT DETAIL

Project Title: Pleasant Street Boat Launch Reconstruction									
Department: Public Works / Engineering									
Description and Purpose:									
<p>The Pleasant Street Boat Launch was built in the 1990's and services small boats launching into the Farmington River. At times of the year, it is filled to parking capacity due to its popularity. Presently, the paved launch area, sufficient for one boat at a time, has been eroded by the river action. Temporary repairs have been done to allow continued usage of the launch. Permanent repairs are required, and as part of this effort, it is desirable to upgrade the launch area to withstand the river erosion forces and to reduce future maintenance and repair costs. It is proposed to demolish the present launch area and reconstruct the launch using precast concrete slab sections. Excavation and realignment of the launch and parking area will be required.</p>									
RECOMMENDED FINANCING									
	Source of Funds	Estimated Cost in Current Dollars	Estimated Expenditures by Fiscal Year						
			FY 2025	FY 2026	FY 2027	FY 2028	FY 2029	FY 2030	Six Year Total
A. Planning and Engineering		50,500	-	-	-	-	-	-	-
B. Land and Right of Way		-	-	-	-	-	-	-	-
C. Construction		338,000	-	-	-	-	-	-	-
D. Equipment		-	-	-	-	-	-	-	-
E. Administration		-	-	-	-	-	-	-	-
F. Other Costs		50,500	-	-	-	-	-	-	-
G. Bonding		10,000	-	-	-	-	-	-	-
H. Contingency		88,000	-	-	-	-	-	-	-
TOTAL		537,000	-	-	-	-	-	-	-
I. Annual Maintenance & Repair									
(1) General Fund		(3) Private Funding	(5) State/Federal Aid						
(2) Municipal Bonds		(4) Enterprise Funds	(6) Other Funding						


PROJECT DETAIL

Project Title: Milo Peck Discovery Center Restroom Renovation Project									
Department: Public Works									
Description and Purpose: Funds are requested for the design and construction for renovation of restrooms to complete ADA code compliance. Existing restrooms are non code compliant and are in need of renovation due to the age of these rooms. This project would entail complete renovation of rooms; new fixtures, partitions, room doors to have automatic openers. New wall, floor tile, existing piping would need to be repurposed and arranged to new specifications.									
RECOMMENDED FINANCING									
	Source of Funds	Estimated Cost in Current Dollars	Estimated Expenditures by Fiscal Year						
			FY 2025	FY 2026	FY 2027	FY 2028	FY 2029	FY 2030	Six Year Total
A. Planning and Engineering		38,000	-	-	-	-	-	-	-
B. Land and Right of Way		-	-	-	-	-	-	-	-
C. Construction		407,000	-	-	-	-	-	-	-
D. Equipment		-	-	-	-	-	-	-	-
E. Administration		-	-	-	-	-	-	-	-
F. Other Costs		-	-	-	-	-	-	-	-
G. Bonding		5,000	-	-	-	-	-	-	-
H. Contingency		89,000	-	-	-	-	-	-	-
TOTAL		539,000	-	-	-	-	-	-	-
F. Annual Maintenance & Repair									
(1) General Fund		(3) Private Funding	(5) State/Federal Aid						
(2) Municipal Bonds		(4) Enterprise Funds	(6) Other Funding						


PROJECT DETAIL

Project Title: Streetlight Replacement, Energy, and Maintenance Cost Reduction Program									
Department: Public Works									
Description and Purpose:									
<p>This project is for the upgrade of town-owned street lights to Light Emitting Diode (LED) technology as well as the acquisition of Eversource's streetlights and the upgrade of those streetlights to LED. This project includes the retrofitting of both commercial and residential street lights from high pressure sodium (HPS) bulbs to LED bulbs as well as the purchase and upgrade of all Eversource-owned streetlights in Windsor to LED. HPS bulbs typically last approximately 6 years while LED bulbs typically last 20 years and use up to 60% less energy than HPS bulbs. The future bulb retrofits and purchase and upgrade of Eversource-owned streetlights is expected to yield annual energy cost savings that would significantly outweigh new maintenance costs.</p>									
RECOMMENDED FINANCING									
	Source of Funds	Estimated Cost in Current Dollars	Estimated Expenditures by Fiscal Year						
			FY 2025	FY 2026	FY 2027	FY 2028	FY 2029	FY 2030	Six Year Total
A. Planning and Engineering		-	-	-	-	-	-	-	-
B. Land and Right of Way		-	-	-	-	-	-	-	-
C. Construction		2,715,000	-	-	-	-	-	-	-
D. Equipment		-	-	-	-	-	-	-	-
E. Administration		-	-	-	-	-	-	-	-
F. Other Costs		-	-	-	-	-	-	-	-
G. Bonding		50,000	-	-	-	-	-	-	-
H. Contingency		543,000	-	-	-	-	-	-	-
TOTAL		3,308,000	-	-	-	-	-	-	-
I. Annual Maintenance & Repair									
(1) General Fund		(3) Private Funding	(5) State/Federal Aid						
(2) Municipal Bonds		(4) Enterprise Funds	(6) Other Funding						


PROJECT DETAIL

Project Title: Town Center Parking Garage									
Department: Planning									
Description and Purpose:									
<p>As proposed in the Windsor Center Transit-Oriented Development Master Plan and Redevelopment Strategy Study, this project seeks to fund a new shared 260 space parking garage to be located behind town hall. The proposed garage is to support public parking in Windsor Center and to provide rail parking to support the future development of the New Haven-Hartford-Springfield commuter rail line. By locating the parking on the west side of the rail line, the properties on the east side of the tracks (where the former dog pound and public parking lot are located) would become available for future transit-oriented-development. It is proposed the project be considered for construction in conjunction with the New Haven-Hartford-Springfield Commuter Rail project (State of CT project). This project may also be fully funded as part of the commuter rail upgrades.</p>									
RECOMMENDED FINANCING									
	Source of Funds	Estimated Cost in Current Dollars	Estimated Expenditures by Fiscal Year						
			FY 2025	FY 2026	FY 2027	FY 2028	FY 2029	FY 2030	Six Year Total
A. Planning and Engineering	5	1,912,000	-	-	-	-	-	-	-
B. Land and Right of Way	5	-	-	-	-	-	-	-	-
C. Construction	5	9,547,000	-	-	-	-	-	-	-
D. Equipment		-	-	-	-	-	-	-	-
E. Administration		-	-	-	-	-	-	-	-
F. Other Costs	5	956,000	-	-	-	-	-	-	-
G. Bonding		225,000	-	-	-	-	-	-	-
H. Contingency	5	2,483,000	-	-	-	-	-	-	-
TOTAL		15,123,000	-	-	-	-	-	-	-
I. Annual Maintenance & Repair		170,000							
(1) General Fund		(3) Private Funding	(5) State/Federal Aid						
(2) Municipal Bonds		(4) Enterprise Funds	(6) Other Funding						


PROJECT DETAIL

Project Title: Utility Vehicles									
Department: Public Works									
Description and Purpose:									
<p>The Fire Department uses multiple support vehicles in it's four stations. These vehicles vary in age from 1998 to 2012, this program would create a schedule of replacement;</p> <p>Company 1 2009 Ford F250 Pick-up (\$45,000)</p> <p>Company 2 1998 Ford Pick-up (\$45,000), 2008 GMC SUV (\$50,000)</p> <p>Company 3 2012 Ford Utility Vehicle (\$75,000)</p> <p>Company 4 2000 Ford Utility Vehicle (replacement scheduled FY 25)</p> <p>Car 1 Tahoe SUV (replaced 2022)</p> <p>Car 2 2013 Explorer SUV (\$46,000)</p> <p>Car 3 2009 Explorer SUV (\$46,000)</p> <p>Duty Officer Explorer SUV (replaced 2023)</p>									
									
RECOMMENDED FINANCING									
	Source of Funds	Estimated Cost in Current Dollars	Estimated Expenditures by Fiscal Year						
			FY 2025	FY 2026	FY 2027	FY 2028	FY 2029	FY 2030	Six Year Total
A. Planning and Engineering		-	-	-	-	-	-	-	-
B. Land and Right of Way		-	-	-	-	-	-	-	-
C. Construction		-	-	-	-	-	-	-	-
D. Equipment		326,000	-	-	-	-	-	-	-
E. Administration		-	-	-	-	-	-	-	-
F. Other Costs		-	-	-	-	-	-	-	-
G. Bonding		5,000	-	-	-	-	-	-	-
H. Contingency		46,000	-	-	-	-	-	-	-
TOTAL		377,000	-	-	-	-	-	-	-
I. Annual Maintenance & Repair									
(1) General Fund		(3) Private Funding	(5) State/Federal Aid						
(2) Municipal Bonds		(4) Enterprise Funds	(6) Other Funding						


PROJECT DETAIL

Project Title: Rainbow Fire Station - Engine Tanker Replacement									
Department: Safety Services									
Description and Purpose:									
<p>The Rainbow Firehouse is currently equipped with a 1984 pumper and a late 1970's 2,000 gallon tanker. As the town has grown and developed, water supplies have started to reach the outlying areas of town. However, there are still several streets without hydrant service in the Rainbow and Palisado areas. To effectively service these areas, the replacement of two apparatus with a 1,000+ gallon tanker pumper is proposed.</p>									
									
RECOMMENDED FINANCING									
	Source of Funds	Estimated Cost in Current Dollars	Estimated Expenditures by Fiscal Year						
			FY 2025	FY 2026	FY 2027	FY 2028	FY 2029	FY 2030	Six Year Total
A. Planning and Engineering		-	-	-	-	-	-	-	-
B. Land and Right of Way		-	-	-	-	-	-	-	-
C. Construction		865,000	-	-	-	-	-	-	-
D. Equipment		-	-	-	-	-	-	-	-
E. Administration		-	-	-	-	-	-	-	-
F. Other Costs		54,000	-	-	-	-	-	-	-
G. Bonding		15,000	-	-	-	-	-	-	-
H. Contingency		46,000	-	-	-	-	-	-	-
TOTAL		980,000	-	-	-	-	-	-	-
I. Annual Maintenance & Repair									
(1) General Fund		(3) Private Funding	(5) State/Federal Aid						
(2) Municipal Bonds		(4) Enterprise Funds	(6) Other Funding						


PROJECT DETAIL

Project Title: Additional Fire Hydrants									
Department: Fire Department / Public Safety									
Description and Purpose:									
<p>Fire hydrants are key to the fire protection of the citizens and buildings throughout the town of Windsor. During the 1970's and 1980's efforts were made to place fire hydrants a maximum of 500 feet from any structure in town. As new developments (both commercial and residential) were created in town, the responsibility of installing these hydrants was the developer's. At the same time, installation of hydrants in the older areas of town was accomplished from town funding. As other priorities occurred in the budgeting process, the funding of these hydrants was eliminated. We feel it is prudent now to fund the installation of new additional hydrants in the next several years to ensure proper fire protection throughout town. The cost of installing a new hydrant by the MDC is currently \$10,800. There have been a total of 80 desired new hydrant locations identified at this time.</p>									
RECOMMENDED FINANCING									
	Source of Funds	Estimated Cost in Current Dollars	Estimated Expenditures by Fiscal Year						
			FY 2025	FY 2026	FY 2027	FY 2028	FY 2029	FY 2030	Six Year Total
A. Planning and Engineering		-	-	-	-	-	-	-	-
B. Land and Right of Way		-	-	-	-	-	-	-	-
C. Construction		1,197,000	-	-	-	-	-	-	-
D. Equipment		-	-	-	-	-	-	-	-
E. Administration		-	-	-	-	-	-	-	-
F. Other Costs		-	-	-	-	-	-	-	-
G. Bonding		20,000	-	-	-	-	-	-	-
H. Contingency		120,000	-	-	-	-	-	-	-
TOTAL		1,337,000	-	-	-	-	-	-	-
I. Annual Maintenance & Repair									
(1) General Fund		(3) Private Funding	(5) State/Federal Aid						
(2) Municipal Bonds		(4) Enterprise Funds	(6) Other Funding						


PROJECT DETAIL

Project Title: Poquonock Fire Station - Rescue Pumper 8 Replacement Vehicle									
Department: Engineering									
Description and Purpose:									
<p>Rescue Pumper 8 is a 1993 Pierce 1500 GPM (gallons per minute) pumper. This vehicle is one of the first pumpers purchased as a series of Pierce pumpers in the early 1990's. Originally located at the Hayden Station Firehouse, this vehicle has been relocated to the Poquonock Firehouse and repurposed as a Rescue Pumper. One of the Fire Department's long term goals is to replace equipment that reaches the age of 15 years. This will allow for reduced maintenance costs and ensure a safe, modern fleet of vehicles. The replacement vehicle would be similar in nature with a 1500 GPM pump, seating for 6 firefighters and a 500 gallon water tank.</p>									
									
RECOMMENDED FINANCING									
	Source of Funds	Estimated Cost in Current Dollars	Estimated Expenditures by Fiscal Year						
			FY 2025	FY 2026	FY 2027	FY 2028	FY 2029	FY 2030	Six Year Total
A. Planning and Engineering		-	-	-	-	-	-	-	-
B. Land and Right of Way		-	-	-	-	-	-	-	-
C. Construction		-	-	-	-	-	-	-	-
D. Equipment		865,250	-	-	-	-	-	-	-
E. Administration		-	-	-	-	-	-	-	-
F. Other Costs		95,750	-	-	-	-	-	-	-
G. Bonding		15,000	-	-	-	-	-	-	-
H. Contingency		97,000	-	-	-	-	-	-	-
TOTAL		1,073,000	-	-	-	-	-	-	-
I. Annual Maintenance & Repair									
(1) General Fund		(3) Private Funding	(5) State/Federal Aid						
(2) Municipal Bonds		(4) Enterprise Funds	(6) Other Funding						


PROJECT DETAIL

Project Title: Public Safety Complex - Engine 1 Replacement Vehicle									
Department: Safety Services									
Description and Purpose: Engine 1 is a 2006 Seagrave 1500 GPM (gallons per minute) pumper at the Public Safety Complex. One of the Fire Department's long term goals is to replace equipment that reaches the age of 15 years. This will allow for reduced maintenance costs and ensure a safe, modern fleet of vehicles. The replacement vehicle would be similar in nature with a 1500 GPM pump, seating for 6 firefighters and a 500 gallon water tank.									
RECOMMENDED FINANCING									
	Source of Funds	Estimated Cost in Current Dollars	Estimated Expenditures by Fiscal Year						
			FY 2025	FY 2026	FY 2027	FY 2028	FY 2029	FY 2030	Six Year Total
A. Planning and Engineering		-	-	-	-	-	-	-	-
B. Land and Right of Way		-	-	-	-	-	-	-	-
C. Construction		-	-	-	-	-	-	-	-
D. Equipment		980,000	-	-	-	-	-	-	-
E. Administration		-	-	-	-	-	-	-	-
F. Other Costs		140,000	-	-	-	-	-	-	-
G. Bonding		20,000	-	-	-	-	-	-	-
H. Contingency		56,000	-	-	-	-	-	-	-
TOTAL		1,196,000	-	-	-	-	-	-	-
I. Annual Maintenance & Repair									
(1) General Fund		(3) Private Funding	(5) State/Federal Aid						
(2) Municipal Bonds		(4) Enterprise Funds	(6) Other Funding						


PROJECT DETAIL

Project Title: Skate Park Improvements									
Department: Recreation and Leisure Services									
Description and Purpose: <p>The skate park was originally developed in 2000 and the skate park equipment was moved to its current location in 2004. The skate park equipment is now outdated and showing signs of deterioration. A new location for the skate park will be defined. A new skate park will be designed and constructed with a vision of providing Windsor youth a diverse but challenging skating facility.</p>									
RECOMMENDED FINANCING									
	Source of Funds	Estimated Cost in Current Dollars	Estimated Expenditures by Fiscal Year						
			FY 2025	FY 2026	FY 2027	FY 2028	FY 2029	FY 2030	Six Year Total
A. Planning and Engineering	2	10,500	-	-	-	-	-	-	-
B. Land and Right of Way		-	-	-	-	-	-	-	-
C. Construction	2	230,000	-	-	-	-	-	-	-
D. Equipment		-	-	-	-	-	-	-	-
E. Administration		-	-	-	-	-	-	-	-
F. Other Costs		-	-	-	-	-	-	-	-
G. Bonding	2	1,800	-	-	-	-	-	-	-
H. Contingency	2	20,000	-	-	-	-	-	-	-
TOTAL		262,300	-	-	-	-	-	-	-
I. Annual Maintenance & Repair									
(1) General Fund		(3) Private Funding	(5) State/Federal Aid						
(2) Municipal Bonds		(4) Enterprise Funds	(6) Other Funding						


PROJECT DETAIL

Project Title: Northwest Park Pavilion									
Department: Recreation and Leisure Services									
Description and Purpose:									
<p>This project calls for the installation of a picnic pavilion approximately 30ft. x 115ft. with restrooms on the soccer field located at the left side of the parking lot. This pavilion will allow users to have closer parking to their events. The existing pavilion located within the park will continue to be used by user groups for picnicking and events. It will also be used as additional program space for Northwest Park summer camps and programs.</p>									
RECOMMENDED FINANCING									
	Source of Funds	Estimated Cost in Current Dollars	Estimated Expenditures by Fiscal Year						
			FY 2025	FY 2026	FY 2027	FY 2028	FY 2029	FY 2030	Six Year Total
A. Planning and Engineering		22,000	-	-	-	-	-	-	-
B. Land and Right of Way		-	-	-	-	-	-	-	-
C. Construction		225,000	-	-	-	-	-	-	-
D. Equipment		13,500	-	-	-	-	-	-	-
E. Administration		-	-	-	-	-	-	-	-
F. Other Costs		-	-	-	-	-	-	-	-
G. Bonding		5,000	-	-	-	-	-	-	-
H. Contingency		53,000	-	-	-	-	-	-	-
TOTAL		318,500	-	-	-	-	-	-	-
I. Annual Maintenance & Repair									
(1) General Fund		(3) Private Funding	(5) State/Federal Aid						
(2) Municipal Bonds		(4) Enterprise Funds	(6) Other Funding						


PROJECT DETAIL

Project Title: Athletic Field Master Plan Improvements - Fitch Park Improvements									
Department: Recreation and Leisure Services / Engineering									
Description and Purpose: In 2013, the Town of Windsor completed an Athletic Field Master Plan of town-wide field facilities that was subsequently accepted and approved by Town Council. The master plan recommended necessary improvements to various athletic fields in town. The recommendation provided a multi-year phased approach. This project phase includes improvements at Fitch Park including drainage improvements, regrading of the field areas, the addition of handicapped-accessible bleachers, and the repair of pathways and fencing.									
RECOMMENDED FINANCING									
	Source of Funds	Estimated Cost in Current Dollars	Estimated Expenditures by Fiscal Year						
			FY 2025	FY 2026	FY 2027	FY 2028	FY 2029	FY 2030	Six Year Total
A. Planning and Engineering		75,000	-	-	-	-	-	-	-
B. Land and Right of Way		-	-	-	-	-	-	-	-
C. Construction		400,000	-	-	-	-	-	-	-
D. Equipment		-	-	-	-	-	-	-	-
E. Administration		-	-	-	-	-	-	-	-
F. Other Costs		-	-	-	-	-	-	-	-
G. Bonding		10,000	-	-	-	-	-	-	-
H. Contingency		95,000	-	-	-	-	-	-	-
TOTAL		580,000	-	-	-	-	-	-	-
I. Annual Maintenance & Repair									
(1) General Fund		(3) Private Funding	(5) State/Federal Aid						
(2) Municipal Bonds		(4) Enterprise Funds	(6) Other Funding						

PROJECT DETAIL

Project Title: Ramp Modifications at I-91 & State Route 75 / Day Hill Road									
Department: Planning / Engineering									
Description and Purpose:									
<p>This project proposes an on-ramp from Day Hill Road that would be bridged over Route 75 to allow traffic to directly access northbound Interstate 91. The cost estimate is for the bridge over Route 75 alternative, which is a less expensive and therefore a more probable solution. This would provide a more direct connection than currently exists between Day Hill Road and northbound I-91 during the afternoon peak period by eliminating the current left turn lanes which will become increasingly congested. These construction costs are based on the CRCOG Bradley Area Transportation Study for the Day Hill Road Interchange Study of May 2005 and includes associated costs for the construction of additional operational lanes in both the north- and south-bound I-91 roadways, between Route 75 and Route 20.</p>									
RECOMMENDED FINANCING									
	Source of Funds	Estimated Cost in Current Dollars	Estimated Expenditures by Fiscal Year						
			FY 2025	FY 2026	FY 2027	FY 2028	FY 2029	FY 2030	Six Year Total
A. Planning and Engineering	5	7,390,000	-	-	-	-	-	-	-
B. Land and Right of Way	5	2,600,000	-	-	-	-	-	-	-
C. Construction	5	37,000,000	-	-	-	-	-	-	-
D. Equipment		-	-	-	-	-	-	-	-
E. Administration		-	-	-	-	-	-	-	-
F. Other Costs	5	7,400,000	-	-	-	-	-	-	-
G. Bonding		-	-	-	-	-	-	-	-
H. Contingency	5	10,878,000	-	-	-	-	-	-	-
TOTAL		65,268,000	-	-	-	-	-	-	-
I. Annual Maintenance & Repair									
(1) General Fund		(3) Private Funding	(5) State/Federal Aid						
(2) Municipal Bonds		(4) Enterprise Funds	(6) Other Funding						

PROJECT DETAIL

Project Title: Sage Park Middle School Parking Lot Improvements									
Department: Engineering									
Description and Purpose: Project aims to improve safety and traffic flow for vehicles, children, and pedestrians, improve existing drainage facilities, add new drainage and rehabilitate the existing pavement surface. During 2020, the school implemented a new traffic pattern for drop-off and pick-up to increase efficiency and reduce the potential for traffic to backup into Sage Park Road. The recently implemented traffic pattern will be incorporated into the design and structural changes to curbs and islands will be evaluated through the design phase. Sidewalk replacement will be incorporated depending on use, condition, and cost.									
RECOMMENDED FINANCING									
	Source of Funds	Estimated Cost in Current Dollars	Estimated Expenditures by Fiscal Year						
			FY 2025	FY 2026	FY 2027	FY 2028	FY 2029	FY 2030	Six Year Total
A. Planning and Engineering	1	70,000	-	-	-	-	-	-	-
B. Land and Right of Way		-	-	-	-	-	-	-	-
C. Construction	2	495,000	-	-	-	-	-	-	-
D. Equipment		-	-	-	-	-	-	-	-
E. Administration		-	-	-	-	-	-	-	-
F. Other Costs	2	5,500	-	-	-	-	-	-	-
G. Bonding	2	10,000	-	-	-	-	-	-	-
H. Contingency	2	115,000	-	-	-	-	-	-	-
TOTAL		695,500	-	-	-	-	-	-	-
I. Annual Maintenance & Repair									
(1) General Fund		(3) Private Funding	(5) State/Federal Aid						
(2) Municipal Bonds		(4) Enterprise Funds	(6) Other Funding						